



**Track Attack
Race Club**

TRACK ATTACK RACE CLUB



C1 Endurance Croft Race Weekend

Croft

17th September 2022



Timing & Results Provided by Timing Solutions Ltd

www.tsl-timing.com

Track Attack Race Club
QUALIFYING - RACE 1 - CLASSIFICATION

POS	NO	CL	PIC NAME	ENTRY	TIME	ON	LAPS	GAP	DIFF	MPH
1	2	CVWC	1 Ken LARK	VW Corrado	1:37.626	2	3			77.44
2	401	CVWC	2 Simon TOMLINSON	VW Golf	1:37.907	7	8	0.281	0.281	77.22
3	75	A	1 Robert BUCKLAND	Renault Clio	1:38.295	7	8	0.669	0.388	76.91
4	84	CVWC	3 Tim MOLL	VW Golf Mk1	1:38.567	7	8	0.941	0.272	76.70
5	5	ND	1 Paul RODDISON	Mazda MX-5 Mk4	1:38.635	2	9	1.009	0.068	76.65
6	1*	A	2 Tony HUNTER	Renault Clio	1:39.152	7	8	1.526	0.517	76.25
7	6	CVWC	4 Chris ADAMS	VW Golf	1:39.931	6	9	2.305	0.779	75.65
8	23	C	1 Jordan HOLMES	Citroen Saxo VTS	1:39.989	2	6	2.363	0.058	75.61
9	71	ND	2 Andrew PRETORIUS	Mazda MX-5	1:40.187	7	9	2.561	0.198	75.46
10	127	E	1 Lee CURRIE	Renault Clio	1:40.287	3	4	2.661	0.100	75.38
11	45	ND	3 Jeremy SHIPLEY	Mazda MX-5 Mk3	1:42.201	8	8	4.575	1.914	73.97
12	96	E	2 David MYCOCK	Renault Clio	1:42.978	4	4	5.352	0.777	73.41
13	85	DA	1 Philip O'HALLORAN	Audi TT Mk1	1:43.203	8	8	5.577	0.225	73.25
14	25	F	1 Matt ANDERSON	Peugeot 206 Gti Cup	1:44.497	3	8	6.871	1.294	72.35
15	107*	DA	2 Harry SCOTT	Audi TT Mk1	1:44.629	5	7	7.003	0.132	72.26
16	22	E	3 Harry HAYLOR	Renault Clio	1:45.312	2	3	7.686	0.683	71.79
17	40	A	3 Robert COLLINS	Citroen C2	1:45.952	7	8	8.326	0.640	71.35
18	128	F	2 Lee BULL	Peugeot 206 Gti Cup	1:46.308	7	8	8.682	0.356	71.11
19	95	F	3 Andrew MITCHELL	Peugeot 206 Gti Cup	1:46.845	3	7	9.219	0.537	70.76
20	131	CVWC	5 Alastair BAPTIE	VW Vento VR6	1:46.850	1	1	9.224	0.005	70.75
21	33	F	4 James EASTHAM	Peugeot 206 Gti Cup	1:47.106	3	4	9.480	0.256	70.59
22	42	F	5 Paul RICE	Peugeot 206 Gti Cup	1:48.096	7	7	10.470	0.990	69.94
23	141	F	6 Kevin HOUGHTON	Peugeot 206 Gti Cup	1:48.854	6	7	11.228	0.758	69.45
24	12	A	4 Paul EVANS	Renault Clio	1:48.884	6	7	11.258	0.030	69.43
25	70	DG	1 Donald DEWAR	VW Golf Gti	1:50.768	3	4	13.142	1.884	68.25
26	206	F	7 John ALLEN	Peugeot 206 Gti Cup	1:52.012	7	7	14.386	1.244	67.49
27	101	ND	4 Joe JACOB	Mazda MX-5	1:55.780	6	7	18.154	3.768	65.30
28	13	DA	3 Rick LEES	Audi TT Mk1	1:56.864	2	3	19.238	1.084	64.69
29	4	E	4 David CURTIS	Renault Clio	2:02.870	2	5	25.244	6.006	61.53

No. 1, 107 - 1 Lap time disallowed; exceeding track limits.

Weather / Track : Sunny / Dry

These results are provisional until the conclusion of any judicial and technical matters.

Croft: 2.1001 miles

Date: 17/09/2022 Start: 09:50 Finish: 10:05

Clerk Of Course :

Stewards :

Timekeeper :

Eric Coucell

Track Attack Race Club

QUALIFYING - RACE 1 - LAP ANALYSIS

DIFF = Difference To Personal Best Lap

P1 2 Ken LARK				
LAP	LAP TIME	DIFF	MPH	TIME OF DAY
1 -	1:40.021 (2)	2.395	75.59	09:53:27.550
2 -	1:37.626 (1)		77.44	09:55:05.176
3 -	2:14.864 P	37.238	56.06	09:57:20.040

P2 401 Simon TOMLINSON				
LAP	LAP TIME	DIFF	MPH	TIME OF DAY
1 -	1:56.887	18.980	64.68	09:55:09.879
2 -	1:48.192	10.285	69.88	09:56:58.071
3 -	1:43.070	5.163	73.35	09:58:41.141
4 -	1:50.094	12.187	68.67	10:00:31.235
5 -	1:39.349 (3)	1.442	76.10	10:02:10.584
6 -	1:38.279 (2)	0.372	76.93	10:03:48.863
7 -	1:37.907 (1)		77.22	10:05:26.770
8 -	2:10.662 P	32.755	57.86	10:07:37.432

P3 75 Robert BUCKLAND				
LAP	LAP TIME	DIFF	MPH	TIME OF DAY
1 -	1:47.694	9.399	70.20	09:54:03.226
2 -	1:42.861	4.566	73.50	09:55:46.087
3 -	1:42.610	4.315	73.68	09:57:28.697
4 -	1:41.374	3.079	74.58	09:59:10.071
5 -	1:40.523 (3)	2.228	75.21	10:00:50.594
6 -	1:38.362 (2)	0.067	76.86	10:02:28.956
7 -	1:38.295 (1)		76.91	10:04:07.251
8 -	1:40.767	2.472	75.03	10:05:48.018

P4 84 Tim MOLL				
LAP	LAP TIME	DIFF	MPH	TIME OF DAY
1 -	1:46.461	7.894	71.01	09:53:52.630
2 -	1:45.192	6.625	71.87	09:55:37.822
3 -	1:44.653	6.086	72.24	09:57:22.475
4 -	1:42.594	4.027	73.69	09:59:05.069
5 -	1:44.491	5.924	72.35	10:00:49.560
6 -	1:41.959 (3)	3.392	74.15	10:02:31.519
7 -	1:38.567 (1)		76.70	10:04:10.086
8 -	1:40.707 (2)	2.140	75.07	10:05:50.793

P5 5 Paul RODDISON				
LAP	LAP TIME	DIFF	MPH	TIME OF DAY
1 -	1:41.988	3.353	74.13	09:53:47.967
2 -	1:38.635 (1)		76.65	09:55:26.602
3 -	1:42.600	3.965	73.69	09:57:09.202
4 -	1:40.718	2.083	75.06	09:58:49.920
5 -	1:43.311	4.676	73.18	10:00:33.231
6 -	1:40.654	2.019	75.11	10:02:13.885
7 -	1:39.357 (2)	0.722	76.09	10:03:53.242
8 -	1:40.407 (3)	1.772	75.29	10:05:33.649
9 -	2:07.681 P	29.046	59.21	10:07:41.330

P6 1 Tony HUNTER				
LAP	LAP TIME	DIFF	MPH	TIME OF DAY
1 -	1:47.158	8.006	70.55	09:54:00.151
2 -	1:41.990	2.838	74.13	09:55:42.141
3 -	1:43.524	4.372	73.03	09:57:25.665
4 -	1:40.692 (3)	1.540	75.08	09:59:06.357
5 -	1:42.264 D	3.109	73.93	10:00:48.618
6 -	1:39.526 (2)	0.374	75.96	10:02:28.144
7 -	1:39.152 (1)		76.25	10:04:07.296

DIFF = Difference To Personal Best Lap

8 -	3:45.828 P	2:06.676	33.47	10:07:53.124
-----	------------	----------	-------	--------------

P7 6 Chris ADAMS				
LAP	LAP TIME	DIFF	MPH	TIME OF DAY
1 -	1:45.264	5.333	71.82	09:53:35.617
2 -	1:43.875	3.944	72.78	09:55:19.492
3 -	1:45.841	5.910	71.43	09:57:05.333
4 -	1:43.494	3.563	73.05	09:58:48.827
5 -	1:42.708	2.777	73.61	10:00:31.535
6 -	1:39.931 (1)		75.65	10:02:11.466
7 -	1:40.144 (2)	0.213	75.49	10:03:51.610
8 -	1:40.272 (3)	0.341	75.40	10:05:31.882
9 -	2:07.210 P	27.279	59.43	10:07:39.092

P8 23 Jordan HOLMES				
LAP	LAP TIME	DIFF	MPH	TIME OF DAY
1 -	1:46.255	6.266	71.15	09:54:05.335
2 -	1:39.989 (1)		75.61	09:55:45.324
3 -	1:42.253	2.264	73.94	09:57:27.577
4 -	1:40.290 (2)	0.301	75.38	09:59:07.867
5 -	1:40.420 (3)	0.431	75.28	10:00:48.287
6 -	2:10.648 P	30.659	57.87	10:02:58.935

P9 71 Andrew PRETORIUS				
LAP	LAP TIME	DIFF	MPH	TIME OF DAY
1 -	1:45.088	4.901	71.94	09:53:44.347
2 -	1:41.863	1.676	74.22	09:55:26.210
3 -	1:44.395	4.208	72.42	09:57:10.605
4 -	1:43.532	3.345	73.02	09:58:54.137
5 -	1:41.876	1.689	74.21	10:00:36.013
6 -	1:41.509 (3)	1.322	74.48	10:02:17.522
7 -	1:40.187 (1)		75.46	10:03:57.709
8 -	1:40.538 (2)	0.351	75.20	10:05:38.247
9 -	2:06.616 P	26.429	59.71	10:07:44.863

P10 127 Lee CURRIE				
LAP	LAP TIME	DIFF	MPH	TIME OF DAY
1 -	1:41.247 (2)	0.960	74.67	10:00:52.515
2 -	1:41.691	1.404	74.34	10:02:34.206
3 -	1:40.287 (1)		75.38	10:04:14.493
4 -	1:41.581 (3)	1.294	74.42	10:05:56.074

P11 45 Jeremy SHIPLEY				
LAP	LAP TIME	DIFF	MPH	TIME OF DAY
1 -	1:48.643	6.442	69.59	09:54:22.449
2 -	1:43.934	1.733	72.74	09:56:06.383
3 -	1:46.809	4.608	70.78	09:57:53.192
4 -	1:43.805 (3)	1.604	72.83	09:59:36.997
5 -	1:43.819	1.618	72.82	10:01:20.816
6 -	1:43.380 (2)	1.179	73.13	10:03:04.196
7 -	1:48.170	5.969	69.89	10:04:52.366
8 -	1:42.201 (1)		73.97	10:06:34.567

P12 96 David MYCOCK				
LAP	LAP TIME	DIFF	MPH	TIME OF DAY
1 -	1:53.479	10.501	66.62	09:54:47.792
2 -	1:48.066 (3)	5.088	69.96	09:56:35.858
3 -	1:44.334 (2)	1.356	72.46	09:58:20.192
4 -	1:42.978 (1)		73.41	10:00:03.170

Track Attack Race Club

QUALIFYING - RACE 1 - LAP ANALYSIS

DIFF = Difference To Personal Best Lap

P13 85 Philip O'HALLORAN				
LAP	LAP TIME	DIFF	MPH	TIME OF DAY
1 -	1:49.869	6.666	68.81	09:54:27.693
2 -	1:47.107	3.904	70.58	09:56:14.800
3 -	1:47.350	4.147	70.42	09:58:02.150
4 -	1:46.235	3.032	71.16	09:59:48.385
5 -	1:44.178	0.975	72.57	10:01:32.563
6 -	1:43.801 (2)	0.598	72.83	10:03:16.364
7 -	1:43.826 (3)	0.623	72.82	10:05:00.190
8 -	1:43.203 (1)		73.25	10:06:43.393

P14 25 Matt ANDERSON				
LAP	LAP TIME	DIFF	MPH	TIME OF DAY
1 -	1:51.395	6.898	67.87	09:54:42.731
2 -	1:46.070 (3)	1.573	71.27	09:56:28.801
3 -	1:44.497 (1)		72.35	09:58:13.298
4 -	1:47.643	3.146	70.23	10:00:00.941
5 -	1:50.422	5.925	68.47	10:01:51.363
6 -	1:44.764 (2)	0.267	72.16	10:03:36.127
7 -	1:49.248	4.751	69.20	10:05:25.375
8 -	2:02.077 P	17.580	61.93	10:07:27.452

P15 107 Harry SCOTT				
LAP	LAP TIME	DIFF	MPH	TIME OF DAY
1 -	1:57.342	12.713	64.43	09:55:01.560
2 -	1:49.016	4.387	69.35	09:56:50.576
3 -	1:46.195 (3)	1.566	71.19	09:58:36.771
4 -	1:48.567	3.938	69.64	10:00:25.338
5 -	1:44.629 (1)		72.26	10:02:09.967
6 -	1:46.408 D	1.779	71.05	10:03:56.375
7 -	1:45.205 (2)	0.576	71.86	10:05:41.580

P16 22 Harry HAYLOR				
LAP	LAP TIME	DIFF	MPH	TIME OF DAY
1 -	1:49.560 (2)	4.248	69.00	09:54:34.716
2 -	1:45.312 (1)		71.79	09:56:20.028
3 -	2:02.870 (3)	17.558	61.53	09:58:22.898

P17 40 Robert COLLINS				
LAP	LAP TIME	DIFF	MPH	TIME OF DAY
1 -	1:56.427	10.475	64.93	09:54:27.657
2 -	1:51.494	5.542	67.81	09:56:19.151
3 -	1:52.654	6.702	67.11	09:58:11.805
4 -	1:48.276	2.324	69.82	10:00:00.081
5 -	1:47.501 (3)	1.549	70.33	10:01:47.582
6 -	1:47.165 (2)	1.213	70.55	10:03:34.747
7 -	1:45.952 (1)		71.35	10:05:20.699
8 -	2:12.166 P	26.214	57.20	10:07:32.865

P18 128 Lee BULL				
LAP	LAP TIME	DIFF	MPH	TIME OF DAY
1 -	1:52.464	6.156	67.22	09:54:10.402
2 -	1:51.556	5.248	67.77	09:56:01.958
3 -	1:51.443	5.135	67.84	09:57:53.401
4 -	1:50.558	4.250	68.38	09:59:43.959
5 -	1:48.287	1.979	69.82	10:01:32.246
6 -	1:47.297 (2)	0.989	70.46	10:03:19.543
7 -	1:46.308 (1)		71.11	10:05:05.851
8 -	1:47.932 (3)	1.624	70.04	10:06:53.783

DIFF = Difference To Personal Best Lap

P19 95 Andrew MITCHELL				
LAP	LAP TIME	DIFF	MPH	TIME OF DAY
1 -	1:55.822	8.977	65.27	09:55:43.001
2 -	1:48.721	1.876	69.54	09:57:31.722
3 -	1:46.845 (1)		70.76	09:59:18.567
4 -	1:46.898 (2)	0.053	70.72	10:01:05.465
5 -	1:49.033	2.188	69.34	10:02:54.498
6 -	1:47.195 (3)	0.350	70.53	10:04:41.693
7 -	2:00.214	13.369	62.89	10:06:41.907

P20 131 Alastair BAPTIE				
LAP	LAP TIME	DIFF	MPH	TIME OF DAY
1 -	1:46.850 (1)		70.75	09:54:29.850

P21 33 James EASTHAM				
LAP	LAP TIME	DIFF	MPH	TIME OF DAY
1 -	1:52.450 (3)	5.344	67.23	09:54:42.377
2 -	1:48.915 (2)	1.809	69.41	09:56:31.292
3 -	1:47.106 (1)		70.59	09:58:18.398
4 -	1:57.552 P	10.446	64.31	10:00:15.950

P22 42 Paul RICE				
LAP	LAP TIME	DIFF	MPH	TIME OF DAY
1 -	1:53.333	5.237	66.71	09:54:51.407
2 -	1:52.534	4.438	67.18	09:56:43.941
3 -	1:50.352	2.256	68.51	09:58:34.293
4 -	2:05.232	17.136	60.37	10:00:39.525
5 -	1:49.204 (2)	1.108	69.23	10:02:28.729
6 -	1:49.601 (3)	1.505	68.98	10:04:18.330
7 -	1:48.096 (1)		69.94	10:06:06.426

P23 141 Kevin HOUGHTON				
LAP	LAP TIME	DIFF	MPH	TIME OF DAY
1 -	1:58.180	9.326	63.97	09:54:50.236
2 -	1:52.893	4.039	66.97	09:56:43.129
3 -	1:52.929	4.075	66.95	09:58:36.058
4 -	1:51.743 (3)	2.889	67.66	10:00:27.801
5 -	1:50.895 (2)	2.041	68.17	10:02:18.696
6 -	1:48.854 (1)		69.45	10:04:07.550
7 -	1:52.070	3.216	67.46	10:05:59.620

P24 12 Paul EVANS				
LAP	LAP TIME	DIFF	MPH	TIME OF DAY
1 -	1:59.507	10.623	63.26	09:55:16.294
2 -	1:58.719	9.835	63.68	09:57:15.013
3 -	1:56.853	7.969	64.70	09:59:11.866
4 -	1:51.605	2.721	67.74	10:01:03.471
5 -	1:49.836 (2)	0.952	68.83	10:02:53.307
6 -	1:48.884 (1)		69.43	10:04:42.191
7 -	1:49.976 (3)	1.092	68.74	10:06:32.167

P25 70 Donald DEWAR				
LAP	LAP TIME	DIFF	MPH	TIME OF DAY
1 -	1:58.891 (3)	8.123	63.59	09:54:05.635
2 -	1:54.358 (2)	3.590	66.11	09:55:59.993
3 -	1:50.768 (1)		68.25	09:57:50.761
4 -	2:11.030 P	20.262	57.70	10:00:01.791

Track Attack Race Club

QUALIFYING - RACE 1 - LAP ANALYSIS

DIFF = Difference To Personal Best Lap

P26 206 John ALLEN				
LAP	LAP TIME	DIFF	MPH	TIME OF DAY
1 -	1:58.528 (3)	6.516	63.78	09:55:02.294
2 -	1:58.993	6.981	63.53	09:57:01.287
3 -	1:59.601	7.589	63.21	09:59:00.888
4 -	2:02.759	10.747	61.58	10:01:03.647
5 -	1:59.013	7.001	63.52	10:03:02.660
6 -	1:55.202 (2)	3.190	65.62	10:04:57.862
7 -	1:52.012 (1)		67.49	10:06:49.874

P27 101 Joe JACOB				
LAP	LAP TIME	DIFF	MPH	TIME OF DAY
1 -	2:10.082	14.302	58.12	09:54:52.484
2 -	2:04.536	8.756	60.71	09:56:57.020
3 -	2:03.686	7.906	61.12	09:59:00.706
4 -	2:01.969	6.189	61.98	10:01:02.675
5 -	1:58.830 (2)	3.050	63.62	10:03:01.505
6 -	1:55.780 (1)		65.30	10:04:57.285
7 -	1:59.275 (3)	3.495	63.38	10:06:56.560

P28 13 Rick LEES				
LAP	LAP TIME	DIFF	MPH	TIME OF DAY
1 -	2:03.680 (3)	6.816	61.13	09:54:53.068
2 -	1:56.864 (1)		64.69	09:56:49.932
3 -	1:58.467 (2)	1.603	63.82	09:58:48.399

P29 4 David CURTIS				
LAP	LAP TIME	DIFF	MPH	TIME OF DAY
1 -	2:22.121	19.251	53.19	09:55:03.944
2 -	2:02.870 (1)		61.53	09:57:06.814
3 -	2:09.843 (3)	6.973	58.22	09:59:16.657
4 -	2:08.452 (2)	5.582	58.85	10:01:25.109
5 -	2:03.101 P	0.231	61.41	10:03:28.210

Track Attack Race Club

QUALIFYING - RACE 1 - STATISTICS

Competitors Started 29
Planned Start 2022-09-17 @ 09:55:00.000
Actual Start 2022-09-17 @ 09:50:14.607
Finish Time 2022-09-17 @ 10:05:40.345
Track Length 2.1001mi.
Total Laps 185
Total Distance Covered 388.5319mi.

Session Fastest Lap History

NO	CL	NAME	LAP TIME	TIME OF DAY	LAP	VEHICLE
2	CVWC	Ken LARK	1:40.021	09:53:27.575	1	VW Corrado
2	CVWC	Ken LARK	1:37.626	09:55:05.200	2	VW Corrado

Flag History

TYPE	TIME OF DAY
GREEN	09:50:14.607
FINISH	10:05:40.345

Flag Statistics

TYPE	COUNT	TOTAL LAPS	TOTAL TIME
Green	1	9	19:02.423
Red	0	0	0.000
Safety Car	0	0	0.000
FCY	0	0	0.000

Track Attack Race Club

QUALIFYING - RACE 1 - STATISTICS

CLASS : A

4 Starters

Fastest Lap History

NO	NAME	LAP TIME	TIME OF DAY	LAP	VEHICLE
1	Tony HUNTER	1:47.158	09:54:00.175	1	Renault Clio
1	Tony HUNTER	1:41.990	09:55:42.164	2	Renault Clio
1	Tony HUNTER	1:40.692	09:59:06.381	4	Renault Clio
75	Robert BUCKLAND	1:40.523	10:00:50.606	5	Renault Clio
1	Tony HUNTER	1:39.526	10:02:28.167	6	Renault Clio
75	Robert BUCKLAND	1:38.362	10:02:28.968	6	Renault Clio
75	Robert BUCKLAND	1:38.295	10:04:07.264	7	Renault Clio

Track Attack Race Club

QUALIFYING - RACE 1 - STATISTICS

CLASS : CVWC

5 Starters

Fastest Lap History

NO	NAME	LAP TIME	TIME OF DAY	LAP	VEHICLE
2	Ken LARK	1:40.021	09:53:27.575	1	VW Corrado
2	Ken LARK	1:37.626	09:55:05.200	2	VW Corrado

Track Attack Race Club

QUALIFYING - RACE 1 - STATISTICS

CLASS : E

4 Starters

Fastest Lap History

NO	NAME	LAP TIME	TIME OF DAY	LAP	VEHICLE
22	Harry HAYLOR	1:49.560	09:54:34.729	1	Renault Clio
22	Harry HAYLOR	1:45.312	09:56:20.041	2	Renault Clio
96	David MYCOCK	1:44.334	09:58:20.214	3	Renault Clio
96	David MYCOCK	1:42.978	10:00:03.190	4	Renault Clio
127	Lee CURRIE	1:41.247	10:00:52.535	1	Renault Clio
127	Lee CURRIE	1:40.287	10:04:14.512	3	Renault Clio

Track Attack Race Club

QUALIFYING - RACE 1 - STATISTICS

CLASS : ND

4 Starters

Fastest Lap History

NO	NAME	LAP TIME	TIME OF DAY	LAP	VEHICLE
71	Andrew PRETORIUS	1:45.088	09:53:44.368	1	Mazda MX-5
5	Paul RODDISON	1:41.988	09:53:47.978	1	Mazda MX-5 Mk4
71	Andrew PRETORIUS	1:41.863	09:55:26.231	2	Mazda MX-5
5	Paul RODDISON	1:38.635	09:55:26.613	2	Mazda MX-5 Mk4

Track Attack Race Club

QUALIFYING - RACE 1 - STATISTICS

CLASS : DA

3 Starters

Fastest Lap History

NO	NAME	LAP TIME	TIME OF DAY	LAP	VEHICLE
85	Philip O'HALLORAN	1:49.869	09:54:27.693	1	Audi TT Mk1
85	Philip O'HALLORAN	1:47.107	09:56:14.838	2	Audi TT Mk1
107	Harry SCOTT	1:46.195	09:58:36.807	3	Audi TT Mk1
85	Philip O'HALLORAN	1:44.178	10:01:32.600	5	Audi TT Mk1
85	Philip O'HALLORAN	1:43.801	10:03:16.401	6	Audi TT Mk1
85	Philip O'HALLORAN	1:43.203	10:06:43.431	8	Audi TT Mk1

Track Attack Race Club

QUALIFYING - RACE 1 - STATISTICS

CLASS : C

1 Starters

Fastest Lap History

NO	NAME	LAP TIME	TIME OF DAY	LAP	VEHICLE
23	Jordan HOLMES	1:46.255	09:54:05.343	1	Citroen Saxo VTS
23	Jordan HOLMES	1:39.989	09:55:45.333	2	Citroen Saxo VTS

Track Attack Race Club

QUALIFYING - RACE 1 - STATISTICS

CLASS : F

7 Starters

Fastest Lap History

NO	NAME	LAP TIME	TIME OF DAY	LAP	VEHICLE
128	Lee BULL	1:52.464	09:54:10.428	1	Peugeot 206 Gti Cup
33	James EASTHAM	1:52.450	09:54:42.393	1	Peugeot 206 Gti Cup
25	Matt ANDERSON	1:51.395	09:54:42.753	1	Peugeot 206 Gti Cup
25	Matt ANDERSON	1:46.070	09:56:28.821	2	Peugeot 206 Gti Cup
25	Matt ANDERSON	1:44.497	09:58:13.313	3	Peugeot 206 Gti Cup

Track Attack Race Club

QUALIFYING - RACE 1 - STATISTICS


CLASS : DG

1 Starters

Fastest Lap History

NO	NAME	LAP TIME	TIME OF DAY	LAP	VEHICLE
70	Donald DEWAR	1:58.891	09:54:05.670	1	VW Golf Gti
70	Donald DEWAR	1:54.358	09:56:00.024	2	VW Golf Gti
70	Donald DEWAR	1:50.768	09:57:50.790	3	VW Golf Gti

Track Attack Race Club
RACE 1 - GRID (15 minutes)

ROW 15	29	4 2:02.870 David CURTIS	
ROW 14		27 101 1:55.780 Joe JACOB	28 13 1:56.864 Rick LEES
ROW 13	25	70 1:50.768 Donald DEWAR	26 206 1:52.012 John ALLEN
ROW 12		23 141 1:48.854 Kevin HOUGHTON	24 12 1:48.884 Paul EVANS
ROW 11	21	33 1:47.106 James EASTHAM	22 42 1:48.096 Paul RICE
ROW 10		19 95 1:46.845 Andrew MITCHELL	20 131 1:46.850 Alastair BAPTIE
ROW 9	17	40 1:45.952 Robert COLLINS	18 128 1:46.308 Lee BULL
ROW 8		15 107 1:44.629 Harry SCOTT	16 22 1:45.312 Harry HAYLOR
ROW 7	13	85 1:43.203 Philip O'HALLORAN	14 25 1:44.497 Matt ANDERSON
ROW 6		11 45 1:42.201 Jeremy SHIPLEY	12 96 1:42.978 David MYCOCK
ROW 5	9	71 1:40.187 Andrew PRETORIUS	10 127 1:40.287 Lee CURRIE
ROW 4		7 6 1:39.931 Chris ADAMS	8 23 1:39.989 Jordan HOLMES
ROW 3	5	5 1:38.635 Paul RODDISON	6 1 1:39.152 Tony HUNTER
ROW 2		3 75 1:38.295 Robert BUCKLAND	4 84 1:38.567 Tim MOLL
ROW 1	1	2 1:37.626 Ken LARK	2 401 1:37.907 Simon TOMLINSON
		Pole	
			

Croft: 2.1001 miles

These results are provisional until the conclusion of any judicial and technical matters.

Clerk Of Course : <i>Graham Lindley</i>	Stewards :	Timekeeper : <i>Eric Cowcill</i>
--	------------	-------------------------------------

 Results can be found at www.tsl-timing.com

Printed - 10:14 Saturday, 17 September 2022

Track Attack Race Club
RACE 1 - CLASSIFICATION

POS	NO	CL	PIC NAME	ENTRY	LAPS	TIME	GAP	DIFF	MPH	BEST	ON	
1	75	A	1 Robert BUCKLAND	Renault Clio	10	16:27.606			76.55	1:36.034	10	
2	2	CVWC	1 Ken LARK	VW Corrado	10	16:28.073	0.467	0.467	76.51	1:37.083	10	
3	401	CVWC	2 Simon TOMLINSON	VW Golf	10	16:36.619	9.013	8.546	75.86	1:37.321	4	
4	6	CVWC	3 Chris ADAMS	VW Golf	10	16:37.123	9.517	0.504	75.82	1:38.246	9	
5	5	ND	1 Paul RODDISON	Mazda MX-5 Mk4	10	16:37.931	10.325	0.808	75.76	1:37.769	4	
6	71	ND	2 Andrew PRETORIUS	Mazda MX-5	10	16:58.162	30.556	20.231	74.25	1:40.171	7	
7	127	E	1 Lee CURRIE	Renault Clio	10	17:01.467	33.861	3.305	74.01	1:40.360	3	
8	85	ND	3 Jeremy SHIPLEY	Mazda MX-5 Mk3	10	17:02.310	34.704	0.843	73.95	1:39.780	9	
9	45	DA	1 Philip O'HALLORAN	Audi TT Mk1	10	17:14.462	46.856	12.152	73.08	1:41.577	9	
10	107	DA	2 Harry SCOTT	Audi TT Mk1	10	17:16.700	49.094	2.238	72.92	1:41.738	8	
11	22	E	2 Harry HAYLOR	Renault Clio	10	17:28.154	1:00.548	11.454	72.13	1:41.658	9	
12	40	A	2 Robert COLLINS	Citroen C2	10	17:42.902	1:15.296	14.748	71.13	1:43.661	5	
13	25	F	1 Matt ANDERSON	Peugeot 206 Gti Cup	10	17:47.328	1:19.722	4.426	70.83	1:44.778	6	
14	128	F	2 Lee BULL	Peugeot 206 Gti Cup	10	17:47.754	1:20.148	0.426	70.80	1:44.426	9	
15	95	F	3 Andrew MITCHELL	Peugeot 206 Gti Cup	10	17:48.156	1:20.550	0.402	70.78	1:44.295	10	
16	12	A	3 Paul EVANS	Renault Clio	10	18:04.998	1:37.392	16.842	69.68	1:44.661	7	
17	33	F	4 James EASTHAM	Peugeot 206 Gti Cup	10	18:10.930	1:43.324	5.932	69.30	1:46.632	10	
18	141	F	5 Kevin HOUGHTON	Peugeot 206 Gti Cup	9	16:27.817	1 Lap	1 Lap	68.88	1:47.268	6	
19	4	E	3 David CURTIS	Renault Clio	9	16:45.456	1 Lap		17.639	67.67	1:45.839	6
20	206	F	6 John ALLEN	Peugeot 206 Gti Cup	9	16:45.750	1 Lap	0.294	67.65	1:48.850	6	
21	101	ND	4 Joe JACOB	Mazda MX-5	9	17:05.778	1 Lap	20.028	66.33	1:50.837	8	

NOT CLASSIFIED

DNF	42	F	Paul RICE	Peugeot 206 Gti Cup	7	12:45.844	3 Laps	2 Laps	69.10	1:46.853	7
DNF	70	DG	Donald DEWAR	VW Golf Gti	4	7:54.652	6 Laps	3 Laps	63.71	1:49.199	3
DNF	23	C	Jordan HOLMES	Citroen Saxo VTS	1	1:47.517	9 Laps	3 Laps	70.32	1:47.517	1
DNF	1	A	Tony HUNTER	Renault Clio	1	1:47.996	9 Laps	0.479	70.00	1:47.996	1
DNF	131	CVWC	Alastair BAPTIE	VW Vento VR6	0						

NOT STARTED

NS	84	CVWC	Tim MOLL	VW Golf Mk1							
NS	96	E	David MYCOCK	Renault Clio							
NS	13	DA	Rick LEES	Audi TT Mk1							

FASTEST LAP

75	A	Robert BUCKLAND	Renault Clio	10	1:36.034	78.72 mph	126.70 kph
2	CVWC	Ken LARK	VW Corrado	10	1:37.083	77.87 mph	125.33 kph
5	ND	Paul RODDISON	Mazda MX-5 Mk4	4	1:37.769	77.33 mph	124.45 kph
127	E	Lee CURRIE	Renault Clio	3	1:40.360	75.33 mph	121.23 kph
85	DA	Philip O'HALLORAN	Audi TT Mk1	9	1:41.577	74.43 mph	119.78 kph
95	F	Andrew MITCHELL	Peugeot 206 Gti Cup	10	1:44.295	72.49 mph	116.66 kph
23	C	Jordan HOLMES	Citroen Saxo VTS	1	1:47.517	70.32 mph	113.16 kph
70	DG	Donald DEWAR	VW Golf Gti	3	1:49.199	69.23 mph	111.42 kph

Weather / Track : Sunny / Dry

These results are provisional until the conclusion of any judicial and technical matters.

Race Distance: 10 Laps / 21.00 miles

Croft: 2.1001 miles

Date: 17/09/2022 Start: 11:46 Finish: 12:02

Clerk Of Course : <i>Graham Lindley</i>	Stewards :	Timekeeper : <i>Eric Coucell</i>
--	------------	-------------------------------------

 Results can be found at www.tsl-timing.com

Printed - 12:05 Saturday, 17 September 2022

Track Attack Race Club

RACE 1 - LAP CHART

LAP 1 @ 11:48:03.866			LAP 2 @ 11:49:43.022			LAP 3 @ 11:51:22.726			LAP 4 @ 11:53:01.111			LAP 5 @ 11:54:38.930		
NO	BEHIND	LAP TIME	NO	BEHIND	LAP TIME	NO	BEHIND	LAP TIME	NO	BEHIND	LAP TIME	NO	BEHIND	LAP TIME
2		1:44.841	2		1:39.156	2		1:39.704	2		1:38.385	2		1:37.819
5	2.400	1:47.241	6	5.558	1:42.080	75	2.976	1:37.095	75	1.671	1:37.080	75	0.622	1:36.770
6	2.634	1:47.475	75	5.585	1:41.861	6	4.243	1:38.389	401	3.957	1:37.321	401	4.267	1:38.129
23	2.676	1:47.517	401	5.973	1:40.758	401	5.021	1:38.752	6	4.108	1:38.250	6	4.656	1:38.367
75	2.880	1:47.721	5	7.161	1:43.917	5	6.116	1:38.659	5	5.500	1:37.769	5	5.580	1:37.899
1	3.155	1:47.996	127	8.688	1:41.350	127	9.344	1:40.360	127	12.198	1:41.239	127	14.879	1:40.500
401	4.371	1:49.212	71	9.394	1:41.137	71	10.609	1:40.919	71	12.869	1:40.645	71	15.523	1:40.473
127	6.494	1:51.335	107	11.640	1:43.646	45	13.567	1:41.266	45	16.440	1:41.258	45	19.058	1:40.437
107	7.150	1:51.991	45	12.005	1:43.035	85	15.478	1:42.339	85	19.178	1:42.085	85	23.822	1:42.463
71	7.413	1:52.254	85	12.843	1:43.289	107	15.684	1:43.748	107	20.534	1:43.235	107	25.285	1:42.570
45	8.126	1:52.967	25	17.342	1:45.713	25	24.772	1:47.134	22	30.581	1:43.832	22	36.494	1:43.732
85	8.710	1:53.551	40	17.670	1:44.200	22	25.134	1:47.014	25	32.126	1:45.739	40	38.610	1:43.661
25	10.785	1:55.626	22	17.824	1:45.810	40	26.441	1:48.475	40	32.768	1:44.712	25	40.505	1:46.198
22	11.170	1:56.011	128	20.316	1:46.620	128	26.578	1:45.966	128	34.889	1:46.696	128	43.146	1:46.076
40	12.626	1:57.467	95	20.718	1:45.912	95	27.417	1:46.403	95	35.281	1:46.249	95	43.783	1:46.321
128	12.852	1:57.693	42	24.530	1:47.605	12	30.442	1:45.416	42	42.514	1:48.161	42	51.767	1:47.072
95	13.962	1:58.803	12	24.730	1:46.372	42	32.738	1:47.912	141	44.052	1:48.541	4	55.892	1:48.471
42	16.081	2:00.922	141	25.565	1:48.335	141	33.896	1:48.035	4	45.240	1:48.256	33	56.328	1:48.359
141	16.386	2:01.227	4	26.674	1:47.633	4	35.369	1:48.399	33	45.788	1:48.585	141	57.759	1:51.526
12	17.514	2:02.355	33	27.062	1:48.302	33	35.588	1:48.230	12	50.306	1:58.249	12	59.011	1:46.524
33	17.916	2:02.757	70	31.225	1:49.203	70	40.720	1:49.199	206	56.008	1:49.648	206	1:07.441	1:49.252
4	18.197	2:03.038	206	33.970	1:52.349	206	44.745	1:50.479	101	1:01.264	1:52.017	101	1:16.213	1:52.768
206	20.777	2:05.618	101	35.413	1:52.940	101	47.632	1:51.923	70	1:12.566	2:10.231 P			
70	21.178	2:06.019												
101	21.629	2:06.470												

Track Attack Race Club

RACE 1 - LAP CHART

LAP 6 @ 11:56:16.112			LAP 7 @ 11:57:53.702			LAP 8 @ 11:59:31.119			LAP 9 @ 12:01:10.015			LAP 10 @ 12:02:46.631		
NO	BEHIND	LAP TIME	NO	BEHIND	LAP TIME	NO	BEHIND	LAP TIME	NO	BEHIND	LAP TIME	NO	BEHIND	LAP TIME
2		1:37.182	2		1:37.590	2		1:37.417	2		1:38.896	75		1:36.034
75	0.486	1:37.046	75	0.451	1:37.555	75	0.890	1:37.856	75	0.582	1:38.588	141	1 Lap	1:47.983
401	4.510	1:37.425	401	5.140	1:38.220	401	6.324	1:38.601	206	1 Lap	1:50.290	2	0.467	1:37.083
6	5.801	1:38.327	6	6.523	1:38.312	6	8.036	1:38.930	4	1 Lap	1:50.514	401	9.013	1:39.004
5	7.026	1:38.628	5	7.805	1:38.369	5	8.591	1:38.203	401	6.625	1:39.197	6	9.517	1:38.747
71	19.147	1:40.806	71	21.728	1:40.171	101	1 Lap	1:54.832	6	7.386	1:38.246	5	10.325	1:38.217
127	19.833	1:42.136	127	23.469	1:41.226	71	24.999	1:40.688	5	8.724	1:39.029	4	1 Lap	1:48.615
45	22.963	1:41.087	45	26.486	1:41.113	127	27.369	1:41.317	101	1 Lap	1:50.837	206	1 Lap	1:49.848
85	29.420	1:42.780	85	33.442	1:41.612	45	29.108	1:40.039	71	26.875	1:40.772	71	30.556	1:40.297
107	30.101	1:41.998	107	34.627	1:42.116	85	37.988	1:41.963	127	29.358	1:40.885	127	33.861	1:41.119
22	42.802	1:43.490	22	47.597	1:42.385	107	38.948	1:41.738	45	29.992	1:39.780	45	34.704	1:41.328
40	45.609	1:44.181	40	52.274	1:44.255	22	52.533	1:42.353	85	40.669	1:41.577	101	1 Lap	1:51.381
25	48.101	1:44.778	25	55.655	1:45.144	40	59.537	1:44.680	107	42.486	1:42.434	85	46.856	1:42.803
128	51.395	1:45.431	128	58.862	1:45.057	25	1:03.752	1:45.514	22	55.295	1:41.658	107	49.094	1:43.224
95	51.888	1:45.287	95	59.134	1:44.836	128	1:06.510	1:45.065	40	1:06.541	1:45.900	22	1:00.548	1:41.869
42	1:01.904	1:47.319	42	1:11.167	1:46.853	95	1:07.109	1:45.392	25	1:10.201	1:45.345	40	1:15.296	1:45.371
4	1:04.549	1:45.839	12	1:15.249	1:44.661	12	1:22.601	1:44.769	128	1:12.040	1:44.426	25	1:19.722	1:46.137
33	1:06.185	1:47.039	33	1:15.453	1:46.858	33	1:25.344	1:47.308	95	1:12.871	1:44.658	128	1:20.148	1:44.724
141	1:07.845	1:47.268	141	1:17.639	1:47.384	141	1:27.740	1:47.518	12	1:28.692	1:44.987	95	1:20.550	1:44.295
12	1:08.178	1:46.349	206	1:30.935	1:49.416				33	1:33.308	1:46.860	12	1:37.392	1:45.316
206	1:19.109	1:48.850	4	1:31.650	2:04.691							33	1:43.324	1:46.632
101	1:31.641	1:52.610												

Track Attack Race Club

RACE 1 - LAP ANALYSIS

DIFF = Difference To Personal Best Lap

P1 75 Robert BUCKLAND				
LAP	LAP TIME	DIFF	MPH	TIME OF DAY
1 -	1:47.721	11.687	70.18	11:48:06.746
2 -	1:41.861	5.827	74.22	11:49:48.607
3 -	1:37.095	1.061	77.86	11:51:25.702
4 -	1:37.080	1.046	77.88	11:53:02.782
5 -	1:36.770 (2)	0.736	78.12	11:54:39.552
6 -	1:37.046 (3)	1.012	77.90	11:56:16.598
7 -	1:37.555	1.521	77.50	11:57:54.153
8 -	1:37.856	1.822	77.26	11:59:32.009
9 -	1:38.588	2.554	76.68	12:01:10.597
10 -	1:36.034 (1)		78.72	12:02:46.631

P2 2 Ken LARK				
LAP	LAP TIME	DIFF	MPH	TIME OF DAY
1 -	1:44.841	7.758	72.11	11:48:03.866
2 -	1:39.156	2.073	76.24	11:49:43.022
3 -	1:39.704	2.621	75.83	11:51:22.726
4 -	1:38.385	1.302	76.84	11:53:01.111
5 -	1:37.819	0.736	77.29	11:54:38.930
6 -	1:37.182 (2)	0.099	77.79	11:56:16.112
7 -	1:37.590	0.507	77.47	11:57:53.702
8 -	1:37.417 (3)	0.334	77.61	11:59:31.119
9 -	1:38.896	1.813	76.45	12:01:10.015
10 -	1:37.083 (1)		77.87	12:02:47.098

P3 401 Simon TOMLINSON				
LAP	LAP TIME	DIFF	MPH	TIME OF DAY
1 -	1:49.212	11.891	69.22	11:48:08.237
2 -	1:40.758	3.437	75.03	11:49:48.995
3 -	1:38.752	1.431	76.56	11:51:27.747
4 -	1:37.321 (1)		77.68	11:53:05.068
5 -	1:38.129 (3)	0.808	77.04	11:54:43.197
6 -	1:37.425 (2)	0.104	77.60	11:56:20.622
7 -	1:38.220	0.899	76.97	11:57:58.842
8 -	1:38.601	1.280	76.67	11:59:37.443
9 -	1:39.197	1.876	76.21	12:01:16.640
10 -	1:39.004	1.683	76.36	12:02:55.644

P4 6 Chris ADAMS				
LAP	LAP TIME	DIFF	MPH	TIME OF DAY
1 -	1:47.475	9.229	70.34	11:48:06.500
2 -	1:42.080	3.834	74.06	11:49:48.580
3 -	1:38.389	0.143	76.84	11:51:26.969
4 -	1:38.250 (2)	0.004	76.95	11:53:05.219
5 -	1:38.367	0.121	76.86	11:54:43.586
6 -	1:38.327	0.081	76.89	11:56:21.913
7 -	1:38.312 (3)	0.066	76.90	11:58:00.225
8 -	1:38.930	0.684	76.42	11:59:39.155
9 -	1:38.246 (1)		76.95	12:01:17.401
10 -	1:38.747	0.501	76.56	12:02:56.148

P5 5 Paul RODDISON				
LAP	LAP TIME	DIFF	MPH	TIME OF DAY
1 -	1:47.241	9.472	70.50	11:48:06.266
2 -	1:43.917	6.148	72.75	11:49:50.183
3 -	1:38.659	0.890	76.63	11:51:28.842
4 -	1:37.769 (1)		77.33	11:53:06.611
5 -	1:37.899 (2)	0.130	77.22	11:54:44.510
6 -	1:38.628	0.859	76.65	11:56:23.138
7 -	1:38.369	0.600	76.85	11:58:01.507

DIFF = Difference To Personal Best Lap

8 -	1:38.203 (3)	0.434	76.98	11:59:39.710
9 -	1:39.029	1.260	76.34	12:01:18.739
10 -	1:38.217	0.448	76.97	12:02:56.956

P6 71 Andrew PRETORIUS				
LAP	LAP TIME	DIFF	MPH	TIME OF DAY
1 -	1:52.254	12.083	67.35	11:48:11.279
2 -	1:41.137	0.966	74.75	11:49:52.416
3 -	1:40.919	0.748	74.91	11:51:33.335
4 -	1:40.645	0.474	75.12	11:53:13.980
5 -	1:40.473 (3)	0.302	75.25	11:54:54.453
6 -	1:40.806	0.635	75.00	11:56:35.259
7 -	1:40.171 (1)		75.47	11:58:15.430
8 -	1:40.688	0.517	75.08	11:59:56.118
9 -	1:40.772	0.601	75.02	12:01:36.890
10 -	1:40.297 (2)	0.126	75.38	12:03:17.187

P7 127 Lee CURRIE				
LAP	LAP TIME	DIFF	MPH	TIME OF DAY
1 -	1:51.335	10.975	67.90	11:48:10.360
2 -	1:41.350	0.990	74.59	11:49:51.710
3 -	1:40.360 (1)		75.33	11:51:32.070
4 -	1:41.239	0.879	74.68	11:53:13.309
5 -	1:40.500 (2)	0.140	75.23	11:54:53.809
6 -	1:42.136	1.776	74.02	11:56:35.945
7 -	1:41.226	0.866	74.69	11:58:17.171
8 -	1:41.317	0.957	74.62	11:59:58.488
9 -	1:40.885 (3)	0.525	74.94	12:01:39.373
10 -	1:41.119	0.759	74.76	12:03:20.492

P8 45 Jeremy SHIPLEY				
LAP	LAP TIME	DIFF	MPH	TIME OF DAY
1 -	1:52.967	13.187	66.92	11:48:11.992
2 -	1:43.035	3.255	73.37	11:49:55.027
3 -	1:41.266	1.486	74.66	11:51:36.293
4 -	1:41.258	1.478	74.66	11:53:17.551
5 -	1:40.437 (3)	0.657	75.27	11:54:57.988
6 -	1:41.087	1.307	74.79	11:56:39.075
7 -	1:41.113	1.333	74.77	11:58:20.188
8 -	1:40.039 (2)	0.259	75.57	12:00:00.227
9 -	1:39.780 (1)		75.77	12:01:40.007
10 -	1:41.328	1.548	74.61	12:03:21.335

P9 85 Philip O'HALLORAN				
LAP	LAP TIME	DIFF	MPH	TIME OF DAY
1 -	1:53.551	11.974	66.58	11:48:12.576
2 -	1:43.289	1.712	73.19	11:49:55.865
3 -	1:42.339	0.762	73.87	11:51:38.204
4 -	1:42.085	0.508	74.06	11:53:20.289
5 -	1:42.463	0.886	73.78	11:55:02.752
6 -	1:42.780	1.203	73.56	11:56:45.532
7 -	1:41.612 (2)	0.035	74.40	11:58:27.144
8 -	1:41.963 (3)	0.386	74.15	12:00:09.107
9 -	1:41.577 (1)		74.43	12:01:50.684
10 -	1:42.803	1.226	73.54	12:03:33.487

P10 107 Harry SCOTT				
LAP	LAP TIME	DIFF	MPH	TIME OF DAY
1 -	1:51.991	10.253	67.51	11:48:11.016
2 -	1:43.646	1.908	72.94	11:49:54.662
3 -	1:43.748	2.010	72.87	11:51:38.410

Track Attack Race Club

RACE 1 - LAP ANALYSIS

DIFF = Difference To Personal Best Lap

4 -	1:43.235	1.497	73.23	11:53:21.645
5 -	1:42.570	0.832	73.71	11:55:04.215
6 -	1:41.998 (2)	0.260	74.12	11:56:46.213
7 -	1:42.116 (3)	0.378	74.03	11:58:28.329
8 -	1:41.738 (1)		74.31	12:00:10.067
9 -	1:42.434	0.696	73.80	12:01:52.501
10 -	1:43.224	1.486	73.24	12:03:35.725

P11 22 Harry HAYLOR

LAP	LAP TIME	DIFF	MPH	TIME OF DAY
1 -	1:56.011	14.353	65.17	11:48:15.036
2 -	1:45.810	4.152	71.45	11:50:00.846
3 -	1:47.014	5.356	70.65	11:51:47.860
4 -	1:43.832	2.174	72.81	11:53:31.692
5 -	1:43.732	2.074	72.88	11:55:15.424
6 -	1:43.490	1.832	73.05	11:56:58.914
7 -	1:42.385	0.727	73.84	11:58:41.299
8 -	1:42.353 (3)	0.695	73.86	12:00:23.652
9 -	1:41.658 (1)		74.37	12:02:05.310
10 -	1:41.869 (2)	0.211	74.21	12:03:47.179

P12 40 Robert COLLINS

LAP	LAP TIME	DIFF	MPH	TIME OF DAY
1 -	1:57.467	13.806	64.36	11:48:16.492
2 -	1:44.200 (3)	0.539	72.55	11:50:00.692
3 -	1:48.475	4.814	69.69	11:51:49.167
4 -	1:44.712	1.051	72.20	11:53:33.879
5 -	1:43.661 (1)		72.93	11:55:17.540
6 -	1:44.181 (2)	0.520	72.57	11:57:01.721
7 -	1:44.255	0.594	72.52	11:58:45.976
8 -	1:44.680	1.019	72.22	12:00:30.656
9 -	1:45.900	2.239	71.39	12:02:16.556
10 -	1:45.371	1.710	71.75	12:04:01.927

P13 25 Matt ANDERSON

LAP	LAP TIME	DIFF	MPH	TIME OF DAY
1 -	1:55.626	10.848	65.38	11:48:14.651
2 -	1:45.713	0.935	71.52	11:50:00.364
3 -	1:47.134	2.356	70.57	11:51:47.498
4 -	1:45.739	0.961	71.50	11:53:33.237
5 -	1:46.198	1.420	71.19	11:55:19.435
6 -	1:44.778 (1)		72.15	11:57:04.213
7 -	1:45.144 (2)	0.366	71.90	11:58:49.357
8 -	1:45.514	0.736	71.65	12:00:34.871
9 -	1:45.345 (3)	0.567	71.77	12:02:20.216
10 -	1:46.137	1.359	71.23	12:04:06.353

P14 128 Lee BULL

LAP	LAP TIME	DIFF	MPH	TIME OF DAY
1 -	1:57.693	13.267	64.24	11:48:16.718
2 -	1:46.620	2.194	70.91	11:50:03.338
3 -	1:45.966	1.540	71.34	11:51:49.304
4 -	1:46.696	2.270	70.86	11:53:36.000
5 -	1:46.076	1.650	71.27	11:55:22.076
6 -	1:45.431	1.005	71.71	11:57:07.507
7 -	1:45.057 (3)	0.631	71.96	11:58:52.564
8 -	1:45.065	0.639	71.96	12:00:37.629
9 -	1:44.426 (1)		72.40	12:02:22.055
10 -	1:44.724 (2)	0.298	72.19	12:04:06.779

DIFF = Difference To Personal Best Lap

P15 95 Andrew MITCHELL				
LAP	LAP TIME	DIFF	MPH	TIME OF DAY
1 -	1:58.803	14.508	63.63	11:48:17.828
2 -	1:45.912	1.617	71.38	11:50:03.740
3 -	1:46.403	2.108	71.05	11:51:50.143
4 -	1:46.249	1.954	71.15	11:53:36.392
5 -	1:46.321	2.026	71.11	11:55:22.713
6 -	1:45.287	0.992	71.80	11:57:08.000
7 -	1:44.836 (3)	0.541	72.11	11:58:52.836
8 -	1:45.392	1.097	71.73	12:00:38.228
9 -	1:44.658 (2)	0.363	72.24	12:02:22.886
10 -	1:44.295 (1)		72.49	12:04:07.181

P16 12 Paul EVANS

LAP	LAP TIME	DIFF	MPH	TIME OF DAY
1 -	2:02.355	17.694	61.79	11:48:21.380
2 -	1:46.372	1.711	71.07	11:50:07.752
3 -	1:45.416	0.755	71.72	11:51:53.168
4 -	1:58.249	13.588	63.93	11:53:51.417
5 -	1:46.524	1.863	70.97	11:55:37.941
6 -	1:46.349	1.688	71.09	11:57:24.290
7 -	1:44.661 (1)		72.23	11:59:08.951
8 -	1:44.769 (2)	0.108	72.16	12:00:53.720
9 -	1:44.987 (3)	0.326	72.01	12:02:38.707
10 -	1:45.316	0.655	71.78	12:04:24.023

P17 33 James EASTHAM

LAP	LAP TIME	DIFF	MPH	TIME OF DAY
1 -	2:02.757	16.125	61.59	11:48:21.782
2 -	1:48.302	1.670	69.81	11:50:10.084
3 -	1:48.230	1.598	69.85	11:51:58.314
4 -	1:48.585	1.953	69.62	11:53:46.899
5 -	1:48.359	1.727	69.77	11:55:35.258
6 -	1:47.039	0.407	70.63	11:57:22.297
7 -	1:46.858 (2)	0.226	70.75	11:59:09.155
8 -	1:47.308	0.676	70.45	12:00:56.463
9 -	1:46.860 (3)	0.228	70.75	12:02:43.323
10 -	1:46.632 (1)		70.90	12:04:29.955

P18 141 Kevin HOUGHTON

LAP	LAP TIME	DIFF	MPH	TIME OF DAY
1 -	2:01.227	13.959	62.36	11:48:20.252
2 -	1:48.335	1.067	69.78	11:50:08.587
3 -	1:48.035	0.767	69.98	11:51:56.622
4 -	1:48.541	1.273	69.65	11:53:45.163
5 -	1:51.526	4.258	67.79	11:55:36.689
6 -	1:47.268 (1)		70.48	11:57:23.957
7 -	1:47.384 (2)	0.116	70.40	11:59:11.341
8 -	1:47.518 (3)	0.250	70.31	12:00:58.859
9 -	1:47.983	0.715	70.01	12:02:46.842

P19 4 David CURTIS

LAP	LAP TIME	DIFF	MPH	TIME OF DAY
1 -	2:03.038	17.199	61.44	11:48:22.063
2 -	1:47.633 (2)	1.794	70.24	11:50:09.696
3 -	1:48.399	2.560	69.74	11:51:58.095
4 -	1:48.256 (3)	2.417	69.84	11:53:46.351
5 -	1:48.471	2.632	69.70	11:55:34.822
6 -	1:45.839 (1)		71.43	11:57:20.661
7 -	2:04.691	18.852	60.63	11:59:25.352
8 -	1:50.514	4.675	68.41	12:01:15.866

Track Attack Race Club

RACE 1 - LAP ANALYSIS

DIFF = Difference To Personal Best Lap

9 - 1:48.615 2.776 69.60 12:03:04.481

P20 206 John ALLEN				
LAP	LAP TIME	DIFF	MPH	TIME OF DAY
1 -	2:05.618	16.768	60.18	11:48:24.643
2 -	1:52.349	3.499	67.29	11:50:16.992
3 -	1:50.479	1.629	68.43	11:52:07.471
4 -	1:49.648	0.798	68.95	11:53:57.119
5 -	1:49.252 (2)	0.402	69.20	11:55:46.371
6 -	1:48.850 (1)		69.45	11:57:35.221
7 -	1:49.416 (3)	0.566	69.09	11:59:24.637
8 -	1:50.290	1.440	68.55	12:01:14.927
9 -	1:49.848	0.998	68.82	12:03:04.775

P21 101 Joe JACOB				
LAP	LAP TIME	DIFF	MPH	TIME OF DAY
1 -	2:06.470	15.633	59.78	11:48:25.495
2 -	1:52.940	2.103	66.94	11:50:18.435
3 -	1:51.923 (3)	1.086	67.55	11:52:10.358
4 -	1:52.017	1.180	67.49	11:54:02.375
5 -	1:52.768	1.931	67.04	11:55:55.143
6 -	1:52.610	1.773	67.13	11:57:47.753
7 -	1:54.832	3.995	65.84	11:59:42.585
8 -	1:50.837 (1)		68.21	12:01:33.422
9 -	1:51.381 (2)	0.544	67.88	12:03:24.803

P22 42 Paul RICE				
LAP	LAP TIME	DIFF	MPH	TIME OF DAY
1 -	2:00.922	14.069	62.52	11:48:19.947
2 -	1:47.605	0.752	70.26	11:50:07.552
3 -	1:47.912	1.059	70.06	11:51:55.464
4 -	1:48.161	1.308	69.90	11:53:43.625
5 -	1:47.072 (2)	0.219	70.61	11:55:30.697
6 -	1:47.319 (3)	0.466	70.44	11:57:18.016
7 -	1:46.853 (1)		70.75	11:59:04.869

P23 70 Donald DEWAR				
LAP	LAP TIME	DIFF	MPH	TIME OF DAY
1 -	2:06.019 (3)	16.820	59.99	11:48:25.044
2 -	1:49.203 (2)	0.004	69.23	11:50:14.247
3 -	1:49.199 (1)		69.23	11:52:03.446
4 -	2:10.231 P	21.032	58.05	11:54:13.677

P24 23 Jordan HOLMES				
LAP	LAP TIME	DIFF	MPH	TIME OF DAY
1 -	1:47.517 (1)		70.32	11:48:06.542

P25 1 Tony HUNTER				
LAP	LAP TIME	DIFF	MPH	TIME OF DAY
1 -	1:47.996 (1)		70.00	11:48:07.021

Track Attack Race Club

RACE 1 - STATISTICS

Competitors Started 25
Planned Start 2022-09-17 @ 11:45:00.000
Actual Start 2022-09-17 @ 11:46:19.024
Finish Time 2022-09-17 @ 12:02:46.625
Track Length 2.1001mi.
Total Laps 219
Total Distance Covered 459.9377mi.

Session Fastest Lap History

NO	CL	NAME	LAP TIME	TIME OF DAY	LAP	VEHICLE
2	CVWC	Ken LARK	1:44.841	11:48:03.890	1	VW Corrado
2	CVWC	Ken LARK	1:39.156	11:49:43.045	2	VW Corrado
75	A	Robert BUCKLAND	1:37.095	11:51:25.714	3	Renault Clio
75	A	Robert BUCKLAND	1:37.080	11:53:02.796	4	Renault Clio
75	A	Robert BUCKLAND	1:36.770	11:54:39.566	5	Renault Clio
75	A	Robert BUCKLAND	1:36.034	12:02:46.643	10	Renault Clio

Session Leader History

NO	CL	NAME	FROM LAP	LAPS LED	DISTANCE	VEHICLE
2	CVWC	Ken LARK	1	9	18.90 miles	VW Corrado
75	A	Robert BUCKLAND	10	1	2.10 miles	Renault Clio

Flag History

TYPE	TIME OF DAY
GREEN	11:46:19.024
FINISH	12:02:46.625

Flag Statistics

TYPE	COUNT	TOTAL LAPS	TOTAL TIME
Green	1	10	18:38.198
Red	0	0	0.000
Safety Car	0	0	0.000
FCY	0	0	0.000

Track Attack Race Club

RACE 1 - STATISTICS

CLASS : A

4 Starters

Fastest Lap History

NO	NAME	LAP TIME	TIME OF DAY	LAP	VEHICLE
75	Robert BUCKLAND	1:47.721	11:48:06.759	1	Renault Clio
75	Robert BUCKLAND	1:41.861	11:49:48.607	2	Renault Clio
75	Robert BUCKLAND	1:37.095	11:51:25.714	3	Renault Clio
75	Robert BUCKLAND	1:37.080	11:53:02.796	4	Renault Clio
75	Robert BUCKLAND	1:36.770	11:54:39.566	5	Renault Clio
75	Robert BUCKLAND	1:36.034	12:02:46.643	10	Renault Clio

Leader History

NO	NAME	FROM LAP	LAPS LED	DISTANCE	VEHICLE
75	Robert BUCKLAND	1	10	21.00 miles	Renault Clio

Track Attack Race Club

RACE 1 - STATISTICS

CLASS : CVWC

3 Starters

Fastest Lap History

NO	NAME	LAP TIME	TIME OF DAY	LAP	VEHICLE
2	Ken LARK	1:44.841	11:48:03.890	1	VW Corrado
2	Ken LARK	1:39.156	11:49:43.045	2	VW Corrado
6	Chris ADAMS	1:38.389	11:51:26.984	3	VW Golf
2	Ken LARK	1:38.385	11:53:01.137	4	VW Corrado
401	Simon TOMLINSON	1:37.321	11:53:05.083	4	VW Golf
2	Ken LARK	1:37.182	11:56:16.136	6	VW Corrado
2	Ken LARK	1:37.083	12:02:47.122	10	VW Corrado

Leader History

NO	NAME	FROM LAP	LAPS LED	DISTANCE	VEHICLE
2	Ken LARK	1	10	21.00 miles	VW Corrado

Track Attack Race Club

RACE 1 - STATISTICS

CLASS : E

3 Starters

Fastest Lap History

NO	NAME	LAP TIME	TIME OF DAY	LAP	VEHICLE
127	Lee CURRIE	1:51.335	11:48:10.378	1	Renault Clio
127	Lee CURRIE	1:41.350	11:49:51.731	2	Renault Clio
127	Lee CURRIE	1:40.360	11:51:32.090	3	Renault Clio

Leader History

NO	NAME	FROM LAP	LAPS LED	DISTANCE	VEHICLE
127	Lee CURRIE	1	10	21.00 miles	Renault Clio

Track Attack Race Club

RACE 1 - STATISTICS

CLASS : ND

4 Starters

Fastest Lap History

NO	NAME	LAP TIME	TIME OF DAY	LAP	VEHICLE
5	Paul RODDISON	1:47.241	11:48:06.276	1	Mazda MX-5 Mk4
5	Paul RODDISON	1:43.917	11:49:50.195	2	Mazda MX-5 Mk4
71	Andrew PRETORIUS	1:41.137	11:49:52.438	2	Mazda MX-5
5	Paul RODDISON	1:38.659	11:51:28.854	3	Mazda MX-5 Mk4
5	Paul RODDISON	1:37.769	11:53:06.622	4	Mazda MX-5 Mk4

Leader History

NO	NAME	FROM LAP	LAPS LED	DISTANCE	VEHICLE
5	Paul RODDISON	1	10	21.00 miles	Mazda MX-5 Mk4

Track Attack Race Club

RACE 1 - STATISTICS

CLASS : DA

2 Starters

Fastest Lap History

NO	NAME	LAP TIME	TIME OF DAY	LAP	VEHICLE
107	Harry SCOTT	1:51.991	11:48:11.053	1	Audi TT Mk1
107	Harry SCOTT	1:43.646	11:49:54.699	2	Audi TT Mk1
85	Philip O'HALLORAN	1:43.289	11:49:55.902	2	Audi TT Mk1
85	Philip O'HALLORAN	1:42.339	11:51:38.242	3	Audi TT Mk1
85	Philip O'HALLORAN	1:42.085	11:53:20.326	4	Audi TT Mk1
107	Harry SCOTT	1:41.998	11:56:46.249	6	Audi TT Mk1
85	Philip O'HALLORAN	1:41.612	11:58:27.182	7	Audi TT Mk1
85	Philip O'HALLORAN	1:41.577	12:01:50.722	9	Audi TT Mk1

Leader History

NO	NAME	FROM LAP	LAPS LED	DISTANCE	VEHICLE
107	Harry SCOTT	1	2	4.20 miles	Audi TT Mk1
85	Philip O'HALLORAN	3	8	16.80 miles	Audi TT Mk1

Track Attack Race Club

RACE 1 - STATISTICS

CLASS : C

1 Starters

Fastest Lap History

NO	NAME	LAP TIME	TIME OF DAY	LAP	VEHICLE
23	Jordan HOLMES	1:47.517	11:48:06.542	1	Citroen Saxo VTS

Leader History

NO	NAME	FROM LAP	LAPS LED	DISTANCE	VEHICLE
23	Jordan HOLMES	1	1	2.10 miles	Citroen Saxo VTS

Track Attack Race Club

RACE 1 - STATISTICS

CLASS : F

7 Starters

Fastest Lap History

NO	NAME	LAP TIME	TIME OF DAY	LAP	VEHICLE
25	Matt ANDERSON	1:55.626	11:48:14.671	1	Peugeot 206 Gti Cup
25	Matt ANDERSON	1:45.713	11:50:00.383	2	Peugeot 206 Gti Cup
25	Matt ANDERSON	1:44.778	11:57:04.232	6	Peugeot 206 Gti Cup
128	Lee BULL	1:44.426	12:02:22.080	9	Peugeot 206 Gti Cup
95	Andrew MITCHELL	1:44.295	12:04:07.230	10	Peugeot 206 Gti Cup

Leader History

NO	NAME	FROM LAP	LAPS LED	DISTANCE	VEHICLE
25	Matt ANDERSON	1	10	21.00 miles	Peugeot 206 Gti Cup

Track Attack Race Club

RACE 1 - STATISTICS

CLASS : DG

1 Starters


Fastest Lap History

NO	NAME	LAP TIME	TIME OF DAY	LAP	VEHICLE
70	Donald DEWAR	2:06.019	11:48:25.074	1	VW Golf Gti
70	Donald DEWAR	1:49.203	11:50:14.276	2	VW Golf Gti
70	Donald DEWAR	1:49.199	11:52:03.476	3	VW Golf Gti

Leader History

NO	NAME	FROM LAP	LAPS LED	DISTANCE	VEHICLE
70	Donald DEWAR	1	4	8.40 miles	VW Golf Gti

Track Attack Race Club
RACE 4 - GRID (15 minutes)

ROW 15	29	2 0.000 Tony ABSOLOM	
ROW 14		27 96 0.000 David MYCOCK	28 13 0.000 Rick LEES
ROW 13	25	131 0.000 Alastair BAPTIE	26 84 0.000 Tim MOLL
ROW 12		23 23 1:47.517 Jordan HOLMES	24 1 1:47.996 Tony HUNTER
ROW 11	21	42 12:45.844 Paul RICE	22 70 7:54.652 Donald DEWAR
ROW 10		19 206 16:45.750 John ALLEN	20 101 17:05.778 Joe JACOB
ROW 9	17	141 16:27.817 Kevin HOUGHTON	18 4 16:45.456 David CURTIS
ROW 8		15 12 18:04.998 Paul EVANS	16 33 18:10.930 James EASTHAM
ROW 7	13	128 17:47.754 Lee BULL	14 95 17:48.156 Andrew MITCHELL
ROW 6		11 40 17:42.902 Robert COLLINS	12 25 17:47.328 Matt ANDERSON
ROW 5	9	107 17:16.700 Harry SCOTT	10 22 17:28.154 Harry HAYLOR
ROW 4		7 45 17:02.310 Jeremy SHIPLEY	8 85 17:14.462 Philip O'HALLORAN
ROW 3	5	71 16:58.162 Andrew PRETORIUS	6 127 17:01.467 Lee CURRIE
ROW 2		3 6 16:37.123 Chris ADAMS	4 5 16:37.931 Paul RODDISON
ROW 1	1	75 16:27.606 Robert BUCKLAND	2 401 16:36.619 Simon TOMLINSON
		Pole	
			

Croft: 2.1001 miles

These results are provisional until the conclusion of any judicial and technical matters.

Clerk Of Course : <i>Graham Lindley</i>	Stewards :	Timekeeper : <i>Eric Cowcill</i>
--	------------	-------------------------------------

 Results can be found at www.tsl-timing.com

Printed - 12:18 Saturday, 17 September 2022

Track Attack Race Club
RACE 4 Restart - CLASSIFICATION

POS	NO	CL	PIC NAME	ENTRY	LAPS	TIME	GAP	DIFF	MPH	BEST	ON
1	75	A	1 Robert BUCKLAND	Renault Clio	3	4:59.014			75.85	1:36.873	3
2	6	CVWC	1 Chris ADAMS	VW Golf	3	5:01.929	2.915	2.915	75.12	1:38.541	3
3	2	CVWC	2 Tony ABSOLOM	VW Corrado	3	5:04.320	5.306	2.391	74.53	1:36.775	3
4	96	E	1 David MYCOCK	Renault Clio	3	5:09.691	10.677	5.371	73.24	1:39.761	3
5	5	ND	1 Paul RODDISON	Mazda MX-5 Mk4	3	5:09.981	10.967	0.290	73.17	1:39.001	3
6	71	ND	2 Andrew PRETORIUS	Mazda MX-5	3	5:11.811	12.797	1.830	72.74	1:39.587	3
7	107	DA	1 Harry SCOTT	Audi TT Mk1	3	5:13.533	14.519	1.722	72.34	1:41.073	3
8	45	ND	3 Jeremy SHIPLEY	Mazda MX-5 Mk3	3	5:14.036	15.022	0.503	72.22	1:41.295	3
9	85	DA	2 Philip O'HALLORAN	Audi TT Mk1	3	5:15.501	16.487	1.465	71.89	1:41.782	2
10	22	E	2 Harry HAYLOR	Renault Clio	3	5:15.765	16.751	0.264	71.83	1:41.614	3
11	40	A	2 Robert COLLINS	Citroen C2	3	5:17.950	18.936	2.185	71.33	1:42.481	2
12	4	E	3 David CURTIS	Renault Clio	3	5:18.762	19.748	0.812	71.15	1:41.668	2
13	25	F	1 Matt ANDERSON	Peugeot 206 Gti Cup	3	5:25.862	26.848	7.100	69.60	1:44.928	3
14	128	F	2 Lee BULL	Peugeot 206 Gti Cup	3	5:26.887	27.873	1.025	69.38	1:43.987	3
15	33	F	3 James EASTHAM	Peugeot 206 Gti Cup	3	5:29.168	30.154	2.281	68.90	1:45.555	3
16	101	ND	4 Joe JACOB	Mazda MX-5	3	5:44.079	45.065	14.911	65.92	1:50.461	2
17	95	F	4 Andrew MITCHELL	Peugeot 206 Gti Cup	3	6:04.312	1:05.298	20.233	62.25	1:52.675	2

NOT CLASSIFIED

DNF	401	CVWC	Simon TOMLINSON	VW Golf	0
DNF	127	E	Lee CURRIE	Renault Clio	0

NOT STARTED

NS	206	F	John ALLEN	Peugeot 206 Gti Cup
NS	1	A	Tony HUNTER	Renault Clio
NS	12	A	Paul EVANS	Renault Clio
NS	13	DA	Rick LEES	Audi TT Mk1
NS	23	C	Jordan HOLMES	Citroen Saxo VTS
NS	42	F	Paul RICE	Peugeot 206 Gti Cup
NS	70	DG	Donald DEWAR	VW Golf Gti
NS	84	CVWC	Tim MOLL	VW Golf Mk1
NS	131	CVWC	Alastair BAPTIE	VW Vento VR6
NS	141	F	Kevin HOUGHTON	Peugeot 206 Gti Cup

FASTEST LAP

2	CVWC	Tony ABSOLOM	VW Corrado	3	1:36.775	78.12 mph	125.73 kph
75	A	Robert BUCKLAND	Renault Clio	3	1:36.873	78.04 mph	125.60 kph
5	ND	Paul RODDISON	Mazda MX-5 Mk4	3	1:39.001	76.36 mph	122.90 kph
96	E	David MYCOCK	Renault Clio	3	1:39.761	75.78 mph	121.96 kph
107	DA	Harry SCOTT	Audi TT Mk1	3	1:41.073	74.80 mph	120.38 kph
128	F	Lee BULL	Peugeot 206 Gti Cup	3	1:43.987	72.70 mph	117.01 kph

Race Distance: 3 Laps / 6.30 miles

Croft: 2.1001 miles

Date: 17/09/2022 Start: 14:47 Finish: 14:51

Weather / Track : Sunny / Dry

These results are provisional until the conclusion of any judicial and technical matters.

Clerk Of Course : Graham Lindley	Stewards :	Timekeeper : Eric Cowcill
----------------------------------	------------	---------------------------

Track Attack Race Club

RACE 4 Restart - LAP CHART

LAP 1 @ 14:49:24.424			LAP 2 @ 14:51:02.706			LAP 3 @ 14:52:39.579		
NO	BEHIND	LAP TIME	NO	BEHIND	LAP TIME	NO	BEHIND	LAP TIME
6		1:43.859	75		1:37.955	75		1:36.873
75	0.327	1:44.186	6	1.247	1:39.529	6	2.915	1:38.541
2	1.715	1:45.574	2	5.404	1:41.971	2	5.306	1:36.775
96	3.854	1:47.713	96	7.789	1:42.217	96	10.677	1:39.761
107	5.031	1:48.890	5	8.839	1:41.701	5	10.967	1:39.001
5	5.420	1:49.279	71	10.083	1:42.556	71	12.797	1:39.587
71	5.809	1:49.668	107	10.319	1:43.570	107	14.519	1:41.073
45	6.317	1:50.176	45	10.600	1:42.565	45	15.022	1:41.295
85	7.346	1:51.205	85	10.846	1:41.782	85	16.487	1:42.514
22	7.958	1:51.817	22	12.010	1:42.334	22	16.751	1:41.614
40	8.488	1:52.347	40	12.687	1:42.481	40	18.936	1:43.122
25	10.962	1:54.821	4	14.504	1:41.668	4	19.748	1:42.117
4	11.118	1:54.977	25	18.793	1:46.113	25	26.848	1:44.928
33	13.297	1:57.156	128	20.759	1:44.682	128	27.873	1:43.987
128	14.359	1:58.218	33	21.472	1:46.457	33	30.154	1:45.555
101	19.025	2:02.884	101	31.204	1:50.461	101	45.065	1:50.734
95	19.678	2:03.537	95	34.071	1:52.675	95	1:05.298	2:08.100

Track Attack Race Club

RACE 4 Restart - LAP ANALYSIS

DIFF = Difference To Personal Best Lap

P1 75 Robert BUCKLAND				
LAP	LAP TIME	DIFF	MPH	TIME OF DAY
1 -	1:44.186 (3)	7.313	72.56	14:49:24.751
2 -	1:37.955 (2)	1.082	77.18	14:51:02.706
3 -	1:36.873 (1)		78.04	14:52:39.579

P2 6 Chris ADAMS				
LAP	LAP TIME	DIFF	MPH	TIME OF DAY
1 -	1:43.859 (3)	5.318	72.79	14:49:24.424
2 -	1:39.529 (2)	0.988	75.96	14:51:03.953
3 -	1:38.541 (1)		76.72	14:52:42.494

P3 2 Tony ABSOLOM				
LAP	LAP TIME	DIFF	MPH	TIME OF DAY
1 -	1:45.574 (3)	8.799	71.61	14:49:26.139
2 -	1:41.971 (2)	5.196	74.14	14:51:08.110
3 -	1:36.775 (1)		78.12	14:52:44.885

P4 96 David MYCOCK				
LAP	LAP TIME	DIFF	MPH	TIME OF DAY
1 -	1:47.713 (3)	7.952	70.19	14:49:28.278
2 -	1:42.217 (2)	2.456	73.96	14:51:10.495
3 -	1:39.761 (1)		75.78	14:52:50.256

P5 5 Paul RODDISON				
LAP	LAP TIME	DIFF	MPH	TIME OF DAY
1 -	1:49.279 (3)	10.278	69.18	14:49:29.844
2 -	1:41.701 (2)	2.700	74.34	14:51:11.545
3 -	1:39.001 (1)		76.36	14:52:50.546

P6 71 Andrew PRETORIUS				
LAP	LAP TIME	DIFF	MPH	TIME OF DAY
1 -	1:49.668 (3)	10.081	68.94	14:49:30.233
2 -	1:42.556 (2)	2.969	73.72	14:51:12.789
3 -	1:39.587 (1)		75.91	14:52:52.376

P7 107 Harry SCOTT				
LAP	LAP TIME	DIFF	MPH	TIME OF DAY
1 -	1:48.890 (3)	7.817	69.43	14:49:29.455
2 -	1:43.570 (2)	2.497	73.00	14:51:13.025
3 -	1:41.073 (1)		74.80	14:52:54.098

P8 45 Jeremy SHIPLEY				
LAP	LAP TIME	DIFF	MPH	TIME OF DAY
1 -	1:50.176 (3)	8.881	68.62	14:49:30.741
2 -	1:42.565 (2)	1.270	73.71	14:51:13.306
3 -	1:41.295 (1)		74.63	14:52:54.601

P9 85 Philip O'HALLORAN				
LAP	LAP TIME	DIFF	MPH	TIME OF DAY
1 -	1:51.205 (3)	9.423	67.98	14:49:31.770
2 -	1:41.782 (1)		74.28	14:51:13.552
3 -	1:42.514 (2)	0.732	73.75	14:52:56.066

DIFF = Difference To Personal Best Lap

P10 22 Harry HAYLOR				
LAP	LAP TIME	DIFF	MPH	TIME OF DAY
1 -	1:51.817 (3)	10.203	67.61	14:49:32.382
2 -	1:42.334 (2)	0.720	73.88	14:51:14.716
3 -	1:41.614 (1)		74.40	14:52:56.330

P11 40 Robert COLLINS				
LAP	LAP TIME	DIFF	MPH	TIME OF DAY
1 -	1:52.347 (3)	9.866	67.29	14:49:32.912
2 -	1:42.481 (1)		73.77	14:51:15.393
3 -	1:43.122 (2)	0.641	73.31	14:52:58.515

P12 4 David CURTIS				
LAP	LAP TIME	DIFF	MPH	TIME OF DAY
1 -	1:54.977 (3)	13.309	65.75	14:49:35.542
2 -	1:41.668 (1)		74.36	14:51:17.210
3 -	1:42.117 (2)	0.449	74.03	14:52:59.327

P13 25 Matt ANDERSON				
LAP	LAP TIME	DIFF	MPH	TIME OF DAY
1 -	1:54.821 (3)	9.893	65.84	14:49:35.386
2 -	1:46.113 (2)	1.185	71.25	14:51:21.499
3 -	1:44.928 (1)		72.05	14:53:06.427

P14 128 Lee BULL				
LAP	LAP TIME	DIFF	MPH	TIME OF DAY
1 -	1:58.218 (3)	14.231	63.95	14:49:38.783
2 -	1:44.682 (2)	0.695	72.22	14:51:23.465
3 -	1:43.987 (1)		72.70	14:53:07.452

P15 33 James EASTHAM				
LAP	LAP TIME	DIFF	MPH	TIME OF DAY
1 -	1:57.156 (3)	11.601	64.53	14:49:37.721
2 -	1:46.457 (2)	0.902	71.02	14:51:24.178
3 -	1:45.555 (1)		71.62	14:53:09.733

P16 101 Joe JACOB				
LAP	LAP TIME	DIFF	MPH	TIME OF DAY
1 -	2:02.884 (3)	12.423	61.52	14:49:43.449
2 -	1:50.461 (1)		68.44	14:51:33.910
3 -	1:50.734 (2)	0.273	68.27	14:53:24.644

P17 95 Andrew MITCHELL				
LAP	LAP TIME	DIFF	MPH	TIME OF DAY
1 -	2:03.537 (2)	10.862	61.20	14:49:44.102
2 -	1:52.675 (1)		67.10	14:51:36.777
3 -	2:08.100 (3)	15.425	59.02	14:53:44.877

Track Attack Race Club
RACE 4 - FIRST PART RED FLAG STOP - INFORMATION SHEET

NOT CLASSIFIED

DNF	75	A	Robert BUCKLAND	Renault Clio	5	8:17.658		75.96	1:36.678	5	
DNF	6	CVWC	Chris ADAMS	VW Golf	5	8:17.879	0.221	0.221	75.92	1:37.787	3
DNF	5	ND	Paul RODDISON	Mazda MX-5 Mk4	5	8:21.218	3.560	3.339	75.42	1:37.777	5
DNF	401	CVWC	Simon TOMLINSON	VW Golf	5	8:22.368	4.710	1.150	75.24	1:37.213	4
DNF	2	CVWC	Tony ABSOLOM	VW Corrado	5	8:30.583	12.925	8.215	74.03	1:37.440	4
DNF	71	ND	Andrew PRETORIUS	Mazda MX-5	5	8:33.011	15.353	2.428	73.68	1:40.334	2
DNF	45	ND	Jeremy SHIPLEY	Mazda MX-5 Mk3	5	8:33.662	16.004	0.651	73.59	1:40.367	2
DNF	107	DA	Harry SCOTT	Audi TT Mk1	5	8:38.613	20.955	4.951	72.89	1:41.013	4
DNF	127	E	Lee CURRIE	Renault Clio	5	8:38.843	21.185	0.230	72.86	1:39.845	5
DNF	85	DA	Philip O'HALLORAN	Audi TT Mk1	5	8:40.240	22.582	1.397	72.66	1:41.175	4
DNF	22	E	Harry HAYLOR	Renault Clio	4	7:01.699	1 Lap	1 Lap	71.71	1:42.401	4
DNF	96	E	David MYCOCK	Renault Clio	4	7:07.192	1 Lap	5.493	70.79	1:40.647	4
DNF	40	A	Robert COLLINS	Citroen C2	4	7:11.741	1 Lap	4.549	70.04	1:44.274	4
DNF	25	F	Matt ANDERSON	Peugeot 206 Gti Cup	4	7:13.945	1 Lap	2.204	69.69	1:44.652	4
DNF	12	A	Paul EVANS	Renault Clio	4	7:15.647	1 Lap	1.702	69.41	1:44.891	3
DNF	4	E	David CURTIS	Renault Clio	4	7:16.254	1 Lap	0.607	69.32	1:44.099	3
DNF	128	F	Lee BULL	Peugeot 206 Gti Cup	4	7:18.794	1 Lap	2.540	68.92	1:45.559	4
DNF	33	F	James EASTHAM	Peugeot 206 Gti Cup	4	7:24.898	1 Lap	6.104	67.97	1:47.068	3
DNF	95	F	Andrew MITCHELL	Peugeot 206 Gti Cup	4	7:28.968	1 Lap	4.070	67.35	1:47.277	4
DNF	206	F	John ALLEN	Peugeot 206 Gti Cup	4	7:30.490	1 Lap	1.522	67.13	1:47.761	4
DNF	101	ND	Joe JACOB	Mazda MX-5	4	7:43.349	1 Lap	12.859	65.26	1:51.295	4
DNF	70	DG	Donald DEWAR	VW Golf Gti	3	5:53.227	2 Laps	1 Lap	64.21	1:42.274	2
DNF	23	C	Jordan HOLMES	Citroen Saxo VTS	0						

NOT STARTED

NS	141	F	Kevin HOUGHTON	Peugeot 206 Gti Cup
NS	42	F	Paul RICE	Peugeot 206 Gti Cup
NS	1	A	Tony HUNTER	Renault Clio
NS	131	CVWC	Alastair BAPTIE	VW Vento VR6
NS	84	CVWC	Tim MOLL	VW Golf Mk1
NS	13	DA	Rick LEES	Audi TT Mk1

FASTEST LAP

75	A	Robert BUCKLAND	Renault Clio	5	1:36.678	78.20 mph	125.85 kph
401	CVWC	Simon TOMLINSON	VW Golf	4	1:37.213	77.77 mph	125.16 kph
5	ND	Paul RODDISON	Mazda MX-5 Mk4	5	1:37.777	77.32 mph	124.44 kph
127	E	Lee CURRIE	Renault Clio	5	1:39.845	75.72 mph	121.86 kph
107	DA	Harry SCOTT	Audi TT Mk1	4	1:41.013	74.84 mph	120.45 kph
70	DG	Donald DEWAR	VW Golf Gti	2	1:42.274	73.92 mph	118.97 kph
25	F	Matt ANDERSON	Peugeot 206 Gti Cup	4	1:44.652	72.24 mph	116.26 kph

Red Flag (end of session): 14:30

Weather / Track : Sunny / Dry

These results are provisional until the conclusion of any judicial and technical matters.

Race Distance: 5 Laps / 10.50 miles

Croft: 2.1001 miles

Date: 17/09/2022 Start: 14:21 Finish: 00:00

Clerk Of Course : Graham Lindley	Stewards :	Timekeeper : Eric Cowcill
----------------------------------	------------	---------------------------

 Results can be found at www.tsl-timing.com

Printed - 14:31 Saturday, 17 September 2022

Track Attack Race Club

RACE 4 Restart - STATISTICS

Competitors Started 17
Planned Start 2022-09-17 @ 14:25:00.000
Actual Start 2022-09-17 @ 14:47:40.564
Finish Time 2022-09-17 @ 14:51:36.778
Track Length 2.1001mi.
Total Laps 51
Total Distance Covered 107.1087mi.

Session Fastest Lap History

NO	CL	NAME	LAP TIME	TIME OF DAY	LAP	VEHICLE
6	CVWC	Chris ADAMS	1:43.859	14:49:24.440	1	VW Golf
75	A	Robert BUCKLAND	1:37.955	14:51:02.719	2	Renault Clio
75	A	Robert BUCKLAND	1:36.873	14:52:39.592	3	Renault Clio
2	CVWC	Tony ABSOLOM	1:36.775	14:52:44.905	3	VW Corrado

Session Leader History

NO	CL	NAME	FROM LAP	LAPS LED	DISTANCE	VEHICLE
6	CVWC	Chris ADAMS	1	1	2.10 miles	VW Golf
75	A	Robert BUCKLAND	2	2	4.20 miles	Renault Clio

Flag History

TYPE	TIME OF DAY
GREEN	14:47:40.564
FINISH	14:51:36.778

Flag Statistics

TYPE	COUNT	TOTAL LAPS	TOTAL TIME
Green	1	3	7:17.205
Red	0	0	0.000
Safety Car	0	0	0.000
FCY	0	0	0.000

Track Attack Race Club

RACE 4 Restart - STATISTICS

CLASS : A

2 Starters

Fastest Lap History

NO	NAME	LAP TIME	TIME OF DAY	LAP	VEHICLE
75	Robert BUCKLAND	1:44.186	14:49:24.764	1	Renault Clio
75	Robert BUCKLAND	1:37.955	14:51:02.719	2	Renault Clio
75	Robert BUCKLAND	1:36.873	14:52:39.592	3	Renault Clio

Leader History

NO	NAME	FROM LAP	LAPS LED	DISTANCE	VEHICLE
75	Robert BUCKLAND	1	3	6.30 miles	Renault Clio

Track Attack Race Club

RACE 4 Restart - STATISTICS

CLASS : CVWC

2 Starters

Fastest Lap History

NO	NAME	LAP TIME	TIME OF DAY	LAP	VEHICLE
6	Chris ADAMS	1:43.859	14:49:24.440	1	VW Golf
6	Chris ADAMS	1:39.529	14:51:03.969	2	VW Golf
6	Chris ADAMS	1:38.541	14:52:42.510	3	VW Golf
2	Tony ABSOLOM	1:36.775	14:52:44.905	3	VW Corrado

Leader History

NO	NAME	FROM LAP	LAPS LED	DISTANCE	VEHICLE
6	Chris ADAMS	1	3	6.30 miles	VW Golf

Track Attack Race Club

RACE 4 Restart - STATISTICS

CLASS : E

3 Starters

Fastest Lap History

NO	NAME	LAP TIME	TIME OF DAY	LAP	VEHICLE
96	David MYCOCK	1:47.713	14:49:28.300	1	Renault Clio
96	David MYCOCK	1:42.217	14:51:10.517	2	Renault Clio
4	David CURTIS	1:41.668	14:51:17.223	2	Renault Clio
96	David MYCOCK	1:39.761	14:52:50.277	3	Renault Clio

Leader History

NO	NAME	FROM LAP	LAPS LED	DISTANCE	VEHICLE
96	David MYCOCK	1	3	6.30 miles	Renault Clio

Track Attack Race Club

RACE 4 Restart - STATISTICS

CLASS : ND

4 Starters

Fastest Lap History

NO	NAME	LAP TIME	TIME OF DAY	LAP	VEHICLE
5	Paul RODDISON	1:49.279	14:49:29.854	1	Mazda MX-5 Mk4
5	Paul RODDISON	1:41.701	14:51:11.557	2	Mazda MX-5 Mk4
5	Paul RODDISON	1:39.001	14:52:50.558	3	Mazda MX-5 Mk4

Leader History

NO	NAME	FROM LAP	LAPS LED	DISTANCE	VEHICLE
5	Paul RODDISON	1	3	6.30 miles	Mazda MX-5 Mk4

Track Attack Race Club

RACE 4 Restart - STATISTICS

CLASS : DA

2 Starters

Fastest Lap History

NO	NAME	LAP TIME	TIME OF DAY	LAP	VEHICLE
107	Harry SCOTT	1:48.890	14:49:29.491	1	Audi TT Mk1
107	Harry SCOTT	1:43.570	14:51:13.063	2	Audi TT Mk1
85	Philip O'HALLORAN	1:41.782	14:51:13.591	2	Audi TT Mk1
107	Harry SCOTT	1:41.073	14:52:54.135	3	Audi TT Mk1

Leader History

NO	NAME	FROM LAP	LAPS LED	DISTANCE	VEHICLE
107	Harry SCOTT	1	3	6.30 miles	Audi TT Mk1

Track Attack Race Club

RACE 4 Restart - STATISTICS

CLASS : F

4 Starters


Fastest Lap History

NO	NAME	LAP TIME	TIME OF DAY	LAP	VEHICLE
25	Matt ANDERSON	1:54.821	14:49:35.406	1	Peugeot 206 Gti Cup
25	Matt ANDERSON	1:46.113	14:51:21.519	2	Peugeot 206 Gti Cup
128	Lee BULL	1:44.682	14:51:23.493	2	Peugeot 206 Gti Cup
128	Lee BULL	1:43.987	14:53:07.477	3	Peugeot 206 Gti Cup

Leader History

NO	NAME	FROM LAP	LAPS LED	DISTANCE	VEHICLE
25	Matt ANDERSON	1	3	6.30 miles	Peugeot 206 Gti Cup

Track Attack Race Club
RACE 4 Restart - GRID (15 minutes)

ROW 10	19	7:30.490 206 John ALLEN	20	7:43.349 101 Joe JACOB
ROW 9	17	7:24.898 33 James EASTHAM	18	7:28.968 95 Andrew MITCHELL
ROW 8	15	7:16.254 4 David CURTIS	16	7:18.794 128 Lee BULL
ROW 7	13	7:11.741 40 Robert COLLINS	14	7:13.945 25 Matt ANDERSON
ROW 6	11	7:01.699 22 Harry HAYLOR	12	7:07.192 96 David MYCOCK
ROW 5	9	6:58.224 85 Philip O'HALLORAN	10	6:58.998 127 Lee CURRIE
ROW 4	7	6:51.958 45 Jeremy SHIPLEY	8	6:57.461 107 Harry SCOTT
ROW 3	5	6:51.483 71 Andrew PRETORIUS	6	6:51.931 2 Tony ABSOLOM
ROW 2	3	6:42.273 401 Simon TOMLINSON	4	6:43.441 5 Paul RODDISON
ROW 1	1	6:39.242 6 Chris ADAMS	2	6:40.980 75 Robert BUCKLAND
Pole				
				

Croft: 2.1001 miles

These results are provisional until the conclusion of any judicial and technical matters.

Clerk Of Course : Graham Lindley	Stewards :	Timekeeper : Eric Cowcill
----------------------------------	------------	---------------------------

 Results can be found at www.tsl-timing.com

Printed - 14:38 Saturday, 17 September 2022