



TRACK ATTACK RACE CLUB

Oulton Park International Circuit

19th June 2021



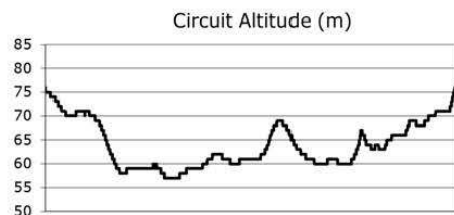
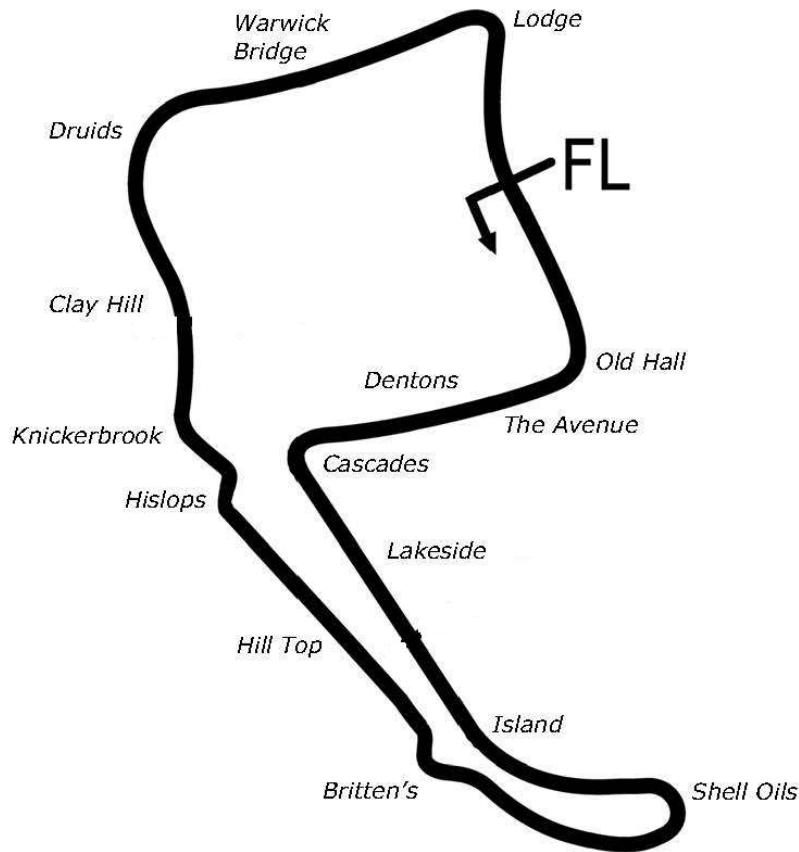
Results Provided by Timing Solutions Ltd
www.tsl-timing.com

Oulton Park International



SPORTS TIMING

TIMING SOLUTIONS LTD



Length	2.6920 miles	4332.4 m	
FL		53.17997 N	2.61294 W
Pit Entry	4314m	53.18011 N	2.61306 W
Pit Exit	180m after FL	53.17836 N	2.61232 W
Pit Entry-Pit Exit 199m, 14.3s @50kph, 11.9s @60kph			

All results available at www.tsl-timing.com

BRSCC Race Day - Oulton Park International - 19th June 2021
Track Attack Race Club
QUALIFYING - RACE 2 - CLASSIFICATION

POS	NO	CL	PIC NAME	ENTRY	TIME	ON	LAPS	GAP	DIFF	MPH
1	62	TTA	1 Steve SIMPSON	Peugeot 206 GTi	1:54.853	8	8			84.38
2	211	TTA	2 Chris SOUTHCOTT	Peugeot 205	1:55.272	5	6	0.419	0.419	84.07
3	78	DMC	1 Mike NASH	Seat Supercopa	1:55.375	6	6	0.522	0.103	83.99
4	14	TTA	3 Nick GWINNETT	Renault Clio	1:56.448	4	6	1.595	1.073	83.22
5	400	DMC	2 Simon TOMLINSON	VW Golf	1:56.739	3	6	1.886	0.291	83.01
6	5	DMC	3 David PINKNEY	VW Vento	1:57.241	4	5	2.388	0.502	82.66
7	75	TTA	4 Robert BUCKLAND	Renault Clio 172	1:57.790	5	7	2.937	0.549	82.27
8	199	DMC	4 Tony ABSOLOM	VW Golf Mk2	1:58.626	3	8	3.773	0.836	81.69
9	9*	TTB	1 Matthew HOLLIER	Renault Clio	1:59.031	5	7	4.178	0.405	81.41
10	77	DMC	5 Brian ROBERTS	VW Golf GTi Mk5	1:59.565	6	6	4.712	0.534	81.05
11	8	TTC	1 Andrew NEAL	Peugeot 106 Rallye	2:00.621	6	6	5.768	1.056	80.34
12	12*	DMC	6 Geoff PRINCE	VW Scirocco	2:01.661	7	7	6.808	1.040	79.65
13	1	TTA	5 Tony HUNTER	Renault Clio	2:01.860	6	7	7.007	0.199	79.52
14	96	TTE	1 David MYCOCK	Renault Clio 182	2:02.352	5	7	7.499	0.492	79.20
15	84	DMC	7 Tim MOLL	VW Golf Mk1 Berg Cup	2:02.769	7	7	7.916	0.417	78.93
16	88	TTA	6 FRANKLAND	Renault 5	2:04.839	4	5	9.986	2.070	77.63
17	118	DMC	8 Richard WALKER	Mini Cooper S	2:05.023	5	7	10.170	0.184	77.51
18	15	250	1 Tony MARKHAM	Honda Civic Type R	2:05.109	7	7	10.256	0.086	77.46
19	333	DMC	9 Mark SHEPHERD	VW Vento VR6	2:05.323	4	7	10.470	0.214	77.33
20	2	DMC	10 Ken LARK	VW Corrado	2:05.678	2	4	10.825	0.355	77.11
21	6	DMC	11 Chris ADAMS	VW Golf	2:05.746	2	3	10.893	0.068	77.07
22	179	200	1 Mark SPENCE	Mazda RX-7	2:06.235	7	7	11.382	0.489	76.77
23	44*	DMC	12 Charlie HEATLEY	Mini Cooper S	2:06.369	5	7	11.516	0.134	76.69
24	73	DMC	13 Nick SANDERSON	Seat Leon Supercopa	2:07.034	6	7	12.181	0.665	76.28
25	54	GTi	1 Carl POWELL	Peugeot 206 GTi Cup	2:09.187	5	6	14.334	2.153	75.01
26	11	TTA	7 Michael BLAND	Peugeot 306	2:09.816	6	7	14.963	0.629	74.65
27	51	TTA	8 Gerard MERRIMAN	Renault Clio Cup	2:10.307	3	3	15.454	0.491	74.37
28	85	DMC	14 Philip O'HALLORAN	Audi TT	2:10.336	7	7	15.483	0.029	74.35
29	16	DMC	15 Steven ROWLAND	VW Beetle	2:10.813	2	3	15.960	0.477	74.08
30	27	GTi	2 Stewart CHEESMAN	Peugeot 206 GTi Cup	2:11.859	5	7	17.006	1.046	73.49
31	74	GTi	3 Samuel WHATLEY	Peugeot 206 GTi Cup	2:11.965	3	7	17.112	0.106	73.43
32	25	GTi	4 Matt ANDERSON	Peugeot 206 GTi	2:12.052	6	6	17.199	0.087	73.39
33	55*	GTi	5 Will POWELL	Peugeot 206 GTi Cup	2:12.058	6	6	17.205	0.006	73.38
34	36	DMC	16 Willem VERHAAK	Audi TT	2:13.137	5	7	18.284	1.079	72.79
35	141*	GTi	6 Kevin HOUGHTON	Peugeot 206 GTi	2:14.132	7	7	19.279	0.995	72.25
36	18*	GTi	7 Craig WALKER	Peugeot 206 GTi Cup	2:16.461	4	6	21.608	2.329	71.01
37	70	DMC	17 Donald DEWAR	VW Golf Mk1 GTi	2:18.634	5	5	23.781	2.173	69.90

No. 9, 12, 18, 44, 55, 141 - 1 Lap time disallowed; exceeding track limits.

Weather / Track : Cloudy / Dry

These results are provisional until the conclusion of any judicial and technical matters.

Oulton Park International

Circuit Length = 2.6920 miles

Start: 11:14 Flag 11:29 End: 11:32

Clerk Of Course :	Stewards :	Timekeeper : Eric Cowcill
-------------------	------------	---------------------------

Results can be found at www.tsl-timing.com

Printed - 11:35 Saturday, 19 June 2021

BRSCC Race Day - Oulton Park International - 19th June 2021

Track Attack Race Club

QUALIFYING - RACE 2 - LAP ANALYSIS

DIFF = Difference To Personal Best Lap

P1 62 Steve SIMPSON				
LAP	LAP TIME	DIFF	MPH	TIME OF DAY
1 -				11:16:55.678
2 -	1:59.884	5.031	80.83	11:18:55.562
3 -	1:56.211 (3)	1.358	83.39	11:20:51.773
4 -	1:56.554	1.701	83.14	11:22:48.327
5 -	1:55.226 (2)	0.373	84.10	11:24:43.553
6 -	2:03.301 P	8.448	78.59	11:26:46.854
7 -	2:51.013	56.160	56.66	11:29:37.867
8 -	1:54.853 (1)		84.38	11:31:32.720

P2 211 Chris SOUTHCOTT				
LAP	LAP TIME	DIFF	MPH	TIME OF DAY
1 -				11:18:14.336
2 -	2:03.809	8.537	78.27	11:20:18.145
3 -	1:55.447 (2)	0.175	83.94	11:22:13.592
4 -	1:56.820 (3)	1.548	82.95	11:24:10.412
5 -	1:55.272 (1)		84.07	11:26:05.684
6 -	2:15.305 P	20.033	71.62	11:28:20.989

P3 78 Mike NASH				
LAP	LAP TIME	DIFF	MPH	TIME OF DAY
1 -				11:16:51.303
2 -	1:56.299 (2)	0.924	83.33	11:18:47.602
3 -	1:58.381 (3)	3.006	81.86	11:20:45.983
4 -	2:16.640 P	21.265	70.92	11:23:02.623
5 -	6:19.328	4:23.953	25.54	11:29:21.951
6 -	1:55.375 (1)		83.99	11:31:17.326

P4 14 Nick GWINNETT				
LAP	LAP TIME	DIFF	MPH	TIME OF DAY
1 -				11:17:39.733
2 -	2:01.934	5.486	79.47	11:19:41.667
3 -	1:58.254 (3)	1.806	81.95	11:21:39.921
4 -	1:56.448 (1)		83.22	11:23:36.369
5 -	1:57.664 (2)	1.216	82.36	11:25:34.033
6 -	2:20.734	24.286	68.86	11:27:54.767

P5 400 Simon TOMLINSON				
LAP	LAP TIME	DIFF	MPH	TIME OF DAY
1 -				11:17:26.099
2 -	2:07.920	11.181	75.76	11:19:34.019
3 -	1:56.739 (1)		83.01	11:21:30.758
4 -	1:56.918 (3)	0.179	82.88	11:23:27.676
5 -	1:56.814 (2)	0.075	82.96	11:25:24.490
6 -	2:23.296 P	26.557	67.63	11:27:47.786

P6 5 David PINKNEY				
LAP	LAP TIME	DIFF	MPH	TIME OF DAY
1 -				11:17:41.246
2 -	2:03.145 (3)	5.904	78.69	11:19:44.391
3 -	1:57.669 (2)	0.428	82.36	11:21:42.060
4 -	1:57.241 (1)		82.66	11:23:39.301
5 -	2:55.057 P	57.816	55.36	11:26:34.358

DIFF = Difference To Personal Best Lap

P7 75 Robert BUCKLAND				
LAP	LAP TIME	DIFF	MPH	TIME OF DAY
1 -				11:17:07.712
2 -	2:06.540	8.750	76.58	11:19:14.252
3 -	2:15.609	17.819	71.46	11:21:29.861
4 -	1:59.035 (3)	1.245	81.41	11:23:28.896
5 -	1:57.790 (1)		82.27	11:25:26.686
6 -	1:58.599 (2)	0.809	81.71	11:27:25.285
7 -	2:29.412 P	31.622	64.86	11:29:54.697

P8 199 Tony ABSOLOM				
LAP	LAP TIME	DIFF	MPH	TIME OF DAY
1 -				11:16:55.121
2 -	2:00.123	1.497	80.67	11:18:55.244
3 -	1:58.626 (1)		81.69	11:20:53.870
4 -	2:01.362	2.736	79.85	11:22:55.232
5 -	1:59.514 (3)	0.888	81.08	11:24:54.746
6 -	1:58.762 (2)	0.136	81.60	11:26:53.508
7 -	2:00.396	1.770	80.49	11:28:53.904
8 -	2:00.005	1.379	80.75	11:30:53.909

P9 9 Matthew HOLLIER				
LAP	LAP TIME	DIFF	MPH	TIME OF DAY
1 -				11:17:35.142
2 -	2:03.942	4.911	78.19	11:19:39.084
3 -	2:01.703 (3)	2.672	79.63	11:21:40.787
4 -	1:59.824 (2)	0.793	80.87	11:23:40.611
5 -	1:59.031 (1)		81.41	11:25:39.642
6 -	2:13.601	14.570	72.53	11:27:53.243
7 -	4:59.749 D	0.688	80.95	11:29:52.962

P10 77 Brian ROBERTS				
LAP	LAP TIME	DIFF	MPH	TIME OF DAY
1 -				11:18:21.169
2 -	2:09.066	9.501	75.08	11:20:30.235
3 -	2:00.764 (3)	1.199	80.24	11:22:30.999
4 -	2:01.552	1.987	79.72	11:24:32.551
5 -	1:59.930 (2)	0.365	80.80	11:26:32.481
6 -	1:59.565 (1)		81.05	11:28:32.046

P11 8 Andrew NEAL				
LAP	LAP TIME	DIFF	MPH	TIME OF DAY
1 -				11:17:40.644
2 -	2:06.347	5.726	76.70	11:19:46.991
3 -	2:03.448 (3)	2.827	78.50	11:21:50.439
4 -	2:04.564	3.943	77.80	11:23:55.003
5 -	2:01.111 (2)	0.490	80.02	11:25:56.114
6 -	2:00.621 (1)		80.34	11:27:56.735

P12 12 Geoff PRINCE				
LAP	LAP TIME	DIFF	MPH	TIME OF DAY
1 -				11:18:20.926
2 -	2:04.840	3.179	77.62	11:20:25.766
3 -	2:02.571 (3)	0.910	79.06	11:22:28.337
4 -	2:05.998 D	4.337	76.91	11:24:34.335
5 -	2:03.111	1.450	78.72	11:26:37.446
6 -	2:02.514 (2)	0.853	79.10	11:28:39.960
7 -	2:01.661 (1)		79.65	11:30:41.621

Weather / Track : Cloudy / Dry

Oulton Park International
 Circuit Length = 2.6920 miles
 Start: 11:14 Flag 11:29 End: 11:32

BRSCC Race Day - Oulton Park International - 19th June 2021

Track Attack Race Club

QUALIFYING - RACE 2 - LAP ANALYSIS

DIFF = Difference To Personal Best Lap

P13 1 Tony HUNTER				
LAP	LAP TIME	DIFF	MPH	TIME OF DAY
1 -				11:17:53.208
2 -	2:10.404	8.544	74.31	11:20:03.612
3 -	2:05.902 (3)	4.042	76.97	11:22:09.514
4 -	2:10.592	8.732	74.21	11:24:20.106
5 -	2:06.613	4.753	76.54	11:26:26.719
6 -	2:01.860 (1)		79.52	11:28:28.579
7 -	2:02.201 (2)	0.341	79.30	11:30:30.780

P14 96 David MYCOCK				
LAP	LAP TIME	DIFF	MPH	TIME OF DAY
1 -				11:17:41.719
2 -	2:07.248	4.896	76.16	11:19:48.967
3 -	2:03.033 (3)	0.681	78.76	11:21:52.000
4 -	2:03.626	1.274	78.39	11:23:55.626
5 -	2:02.352 (1)		79.20	11:25:57.978
6 -	2:05.106	2.754	77.46	11:28:03.084
7 -	2:02.616 (2)	0.264	79.03	11:30:05.700

P15 84 Tim MOLL				
LAP	LAP TIME	DIFF	MPH	TIME OF DAY
1 -				11:17:29.303
2 -	2:16.172	13.403	71.16	11:19:45.475
3 -	2:04.156	1.387	78.05	11:21:49.631
4 -	2:15.716	12.947	71.40	11:24:05.347
5 -	2:03.584 (3)	0.815	78.41	11:26:08.931
6 -	2:02.830 (2)	0.061	78.90	11:28:11.761
7 -	2:02.769 (1)		78.93	11:30:14.530

P16 88 FRANKLAND				
LAP	LAP TIME	DIFF	MPH	TIME OF DAY
1 -				11:17:48.427
2 -	2:13.413 (3)	8.574	72.64	11:20:01.840
3 -	2:09.107 (2)	4.268	75.06	11:22:10.947
4 -	2:04.839 (1)		77.63	11:24:15.786
5 -	2:22.405 P	17.566	68.05	11:26:38.191

P17 118 Richard WALKER				
LAP	LAP TIME	DIFF	MPH	TIME OF DAY
1 -				11:17:04.478
2 -	2:05.946 (3)	0.923	76.94	11:19:10.424
3 -	2:12.997	7.974	72.86	11:21:23.421
4 -	2:05.084 (2)	0.061	77.47	11:23:28.505
5 -	2:05.023 (1)		77.51	11:25:33.528
6 -	2:06.199	1.176	76.79	11:27:39.727
7 -	2:29.975 P	24.952	64.61	11:30:09.702

P18 15 Tony MARKHAM				
LAP	LAP TIME	DIFF	MPH	TIME OF DAY
1 -				11:18:14.036
2 -	2:10.448	5.339	74.29	11:20:24.484
3 -	2:05.459 (3)	0.350	77.24	11:22:29.943
4 -	2:07.077	1.968	76.26	11:24:37.020
5 -	2:11.304	6.195	73.80	11:26:48.324
6 -	2:05.206 (2)	0.097	77.40	11:28:53.530
7 -	2:05.109 (1)		77.46	11:30:58.639

DIFF = Difference To Personal Best Lap

P19 333 Mark SHEPHERD				
LAP	LAP TIME	DIFF	MPH	TIME OF DAY
1 -				11:17:32.368
2 -	2:14.493	9.170	72.05	11:19:46.861
3 -	2:07.678	2.355	75.90	11:21:54.539
4 -	2:05.323 (1)		77.33	11:23:59.862
5 -	2:06.062 (2)	0.739	76.87	11:26:05.924
6 -	2:06.877 (3)	1.554	76.38	11:28:12.801
7 -	2:07.999	2.676	75.71	11:30:20.800

P20 2 Ken LARK				
LAP	LAP TIME	DIFF	MPH	TIME OF DAY
1 -				11:17:01.534
2 -	2:05.678 (1)		77.11	11:19:07.212
3 -	2:14.247 P	8.569	72.19	11:21:21.459
4 -	8:50.405	6:44.727	18.27	11:30:11.864

P21 6 Chris ADAMS				
LAP	LAP TIME	DIFF	MPH	TIME OF DAY
1 -				11:17:05.589
2 -	2:05.746 (1)		77.07	11:19:11.335
3 -	2:13.595 P	7.849	72.54	11:21:24.930

P22 179 Mark SPENCE				
LAP	LAP TIME	DIFF	MPH	TIME OF DAY
1 -				11:18:03.753
2 -	2:11.435	5.200	73.73	11:20:15.188
3 -	2:09.373 (2)	3.138	74.90	11:22:24.561
4 -	2:11.864	5.629	73.49	11:24:36.425
5 -	2:11.464	5.229	73.71	11:26:47.889
6 -	2:10.635 (3)	4.400	74.18	11:28:58.524
7 -	2:06.235 (1)		76.77	11:31:04.759

P23 44 Charlie HEATLEY				
LAP	LAP TIME	DIFF	MPH	TIME OF DAY
1 -				11:17:45.574
2 -	2:08.085 (3)	1.716	75.66	11:19:53.659
3 -	2:11.303	4.934	73.80	11:22:04.962
4 -	2:08.281	1.912	75.54	11:24:13.243
5 -	2:06.369 (1)		76.69	11:26:19.612
6 -	2:06.471 (2)	0.102	76.62	11:28:26.083
7 -	2:06.370 D	0.001	76.68	11:30:32.453

P24 73 Nick SANDERSON				
LAP	LAP TIME	DIFF	MPH	TIME OF DAY
1 -				11:17:41.454
2 -	2:11.890	4.856	73.48	11:19:53.344
3 -	2:12.074	5.040	73.37	11:22:05.418
4 -	2:09.399	2.365	74.89	11:24:14.817
5 -	2:07.444 (2)	0.410	76.04	11:26:22.261
6 -	2:07.034 (1)		76.28	11:28:29.295
7 -	2:07.980 (3)	0.946	75.72	11:30:37.275

P25 54 Carl POWELL				
LAP	LAP TIME	DIFF	MPH	TIME OF DAY
1 -				11:18:23.702
2 -	2:12.118	2.931	73.35	11:20:35.820
3 -	2:10.875	1.688	74.05	11:22:46.695

Oulton Park International
Circuit Length = 2.6920 miles
Start: 11:14 Flag 11:29 End: 11:32

Weather / Track : Cloudy / Dry

BRSCC Race Day - Oulton Park International - 19th June 2021

Track Attack Race Club

QUALIFYING - RACE 2 - LAP ANALYSIS

DIFF = Difference To Personal Best Lap

4 -	2:09.851 (3)	0.664	74.63	11:24:56.546
5 -	2:09.187 (1)		75.01	11:27:05.733
6 -	2:09.261 (2)	0.074	74.97	11:29:14.994

P26 11 Michael BLAND				
LAP	LAP TIME	DIFF	MPH	TIME OF DAY
1 -				11:17:57.050
2 -	2:11.666 (3)	1.850	73.60	11:20:08.716
3 -	2:14.675	4.859	71.96	11:22:23.391
4 -	2:17.162	7.346	70.65	11:24:40.553
5 -	2:11.462 (2)	1.646	73.71	11:26:52.015
6 -	2:09.816 (1)		74.65	11:29:01.831
7 -	2:24.968	15.152	66.85	11:31:26.799

P27 51 Gerard MERRIMAN				
LAP	LAP TIME	DIFF	MPH	TIME OF DAY
1 -				11:18:02.051
2 -	2:11.171 (2)	0.864	73.88	11:20:13.222
3 -	2:10.307 (1)		74.37	11:22:23.529

P28 85 Philip O'HALLORAN				
LAP	LAP TIME	DIFF	MPH	TIME OF DAY
1 -				11:18:22.378
2 -	2:14.586	4.250	72.00	11:20:36.964
3 -	2:13.492	3.156	72.59	11:22:50.456
4 -	2:11.546	1.210	73.67	11:25:02.002
5 -	2:11.266 (3)	0.930	73.82	11:27:13.268
6 -	2:10.994 (2)	0.658	73.98	11:29:24.262
7 -	2:10.336 (1)		74.35	11:31:34.598

P29 16 Steven ROWLAND				
LAP	LAP TIME	DIFF	MPH	TIME OF DAY
1 -				11:17:43.474
2 -	2:10.813 (1)		74.08	11:19:54.287
3 -	2:48.876 P	38.063	57.38	11:22:43.163

P30 27 Stewart CHEESMAN				
LAP	LAP TIME	DIFF	MPH	TIME OF DAY
1 -				11:18:12.628
2 -	2:20.455	8.596	68.99	11:20:33.083
3 -	2:15.471	3.612	71.53	11:22:48.554
4 -	2:14.349	2.490	72.13	11:25:02.903
5 -	2:11.859 (1)		73.49	11:27:14.762
6 -	2:12.184 (2)	0.325	73.31	11:29:26.946
7 -	2:12.642 (3)	0.783	73.06	11:31:39.588

P31 74 Samuel WHATLEY				
LAP	LAP TIME	DIFF	MPH	TIME OF DAY
1 -				11:18:27.357
2 -	2:16.776	4.811	70.85	11:20:44.133
3 -	2:11.965 (1)		73.43	11:22:56.098
4 -	2:15.105	3.140	71.73	11:25:11.203
5 -	2:12.352 (2)	0.387	73.22	11:27:23.555
6 -	2:15.025	3.060	71.77	11:29:38.580
7 -	2:13.792 (3)	1.827	72.43	11:31:52.372

DIFF = Difference To Personal Best Lap

P32 25 Matt ANDERSON				
LAP	LAP TIME	DIFF	MPH	TIME OF DAY
1 -				11:18:30.735
2 -	2:17.550	5.498	70.45	11:20:48.285
3 -	2:18.385	6.333	70.03	11:23:06.670
4 -	2:14.319 (3)	2.267	72.15	11:25:20.989
5 -	2:13.803 (2)	1.751	72.42	11:27:34.792
6 -	2:12.052 (1)		73.39	11:29:46.844

P33 55 Will POWELL				
LAP	LAP TIME	DIFF	MPH	TIME OF DAY
1 -				11:18:34.111
2 -	2:17.768 (3)	5.710	70.34	11:20:51.879
3 -	2:15.098 (2)	3.040	71.73	11:23:06.977
4 -	2:15.902 D	3.844	71.31	11:25:22.879
5 -	2:32.397	20.339	63.59	11:27:55.276
6 -	2:12.058 (1)		73.38	11:30:07.334

P34 36 Willem VERHAAK				
LAP	LAP TIME	DIFF	MPH	TIME OF DAY
1 -				11:18:13.816
2 -	2:22.727	9.590	67.90	11:20:36.543
3 -	2:17.203	4.066	70.63	11:22:53.746
4 -	2:14.694	1.557	71.95	11:25:08.440
5 -	2:13.137 (1)		72.79	11:27:21.577
6 -	2:14.665 (3)	1.528	71.96	11:29:36.242
7 -	2:13.283 (2)	0.146	72.71	11:31:49.525

P35 141 Kevin HOUGHTON				
LAP	LAP TIME	DIFF	MPH	TIME OF DAY
1 -				11:18:13.120
2 -	2:21.334	7.202	68.57	11:20:34.454
3 -	2:17.661 (3)	3.529	70.39	11:22:52.115
4 -	2:14.439 (2)	0.307	72.08	11:25:06.554
5 -	2:13.875 D		72.39	11:27:20.429
6 -	2:19.254	5.122	69.59	11:29:39.683
7 -	2:14.132 (1)		72.25	11:31:53.815

P36 18 Craig WALKER				
LAP	LAP TIME	DIFF	MPH	TIME OF DAY
1 -				11:18:25.084
2 -				11:20:45.806
3 -	2:21.534	5.073	68.47	11:23:07.340
4 -	2:16.461 (1)		71.01	11:25:23.801
5 -	2:19.953 (3)	3.492	69.24	11:27:43.754
6 -	2:17.528 (2)	1.067	70.46	11:30:01.282

P37 70 Donald DEWAR				
LAP	LAP TIME	DIFF	MPH	TIME OF DAY
1 -				11:21:27.950
2 -	2:42.859	24.225	59.50	11:24:10.809
3 -	2:29.375 (3)	10.741	64.87	11:26:40.184
4 -	2:28.825 (2)	10.191	65.11	11:29:09.009
5 -	2:18.634 (1)		69.90	11:31:27.643

Weather / Track : Cloudy / Dry

Oulton Park International
Circuit Length = 2.6920 miles
Start: 11:14 Flag 11:29 End: 11:32

BRSCC Race Day - Oulton Park International - 19th June 2021

Track Attack Race Club

QUALIFYING - RACE 2 - STATISTICS

Competitors Started 37
Planned Start 2021-06-19 @ 11:25:00.000
Actual Start 2021-06-19 @ 11:14:42.200
Finish Time 2021-06-19 @ 11:29:46.843
Track Length 2.6920mi.
Total Laps 230
Total Distance Covered 619.1665mi.

Session Fastest Lap History

NO	CL	NAME	LAP TIME	TIME OF DAY	LAP	VEHICLE
78	DMC	Mike NASH	1:56.299	11:18:47.623	2	Seat Supercopa
62	TTA	Steve SIMPSON	1:56.211	11:20:51.785	3	Peugeot 206 GTi
211	TTA	Chris SOUTHCOTT	1:55.447	11:22:13.605	3	Peugeot 205
62	TTA	Steve SIMPSON	1:55.226	11:24:43.564	5	Peugeot 206 GTi
62	TTA	Steve SIMPSON	1:54.853	11:31:32.732	8	Peugeot 206 GTi

Flag History

TYPE	TIME OF DAY
GREEN	11:14:42.200
FINISH	11:29:46.843

Flag Statistics

TYPE	COUNT	TOTAL LAPS	TOTAL TIME
Green	1	8	17:47.243
Red	0	0	0.000
Safety Car	0	0	0.000
FCY	0	0	0.000

BRSCC Race Day - Oulton Park International - 19th June 2021

Track Attack Race Club

QUALIFYING - RACE 2 - STATISTICS

CLASS : TTA

8 Starters

Fastest Lap History

NO	NAME	LAP TIME	TIME OF DAY	LAP	VEHICLE
62	Steve SIMPSON	1:59.884	11:18:55.572	2	Peugeot 206 GTi
62	Steve SIMPSON	1:56.211	11:20:51.785	3	Peugeot 206 GTi
211	Chris SOUTHCOTT	1:55.447	11:22:13.605	3	Peugeot 205
62	Steve SIMPSON	1:55.226	11:24:43.564	5	Peugeot 206 GTi
62	Steve SIMPSON	1:54.853	11:31:32.732	8	Peugeot 206 GTi

BRSCC Race Day - Oulton Park International - 19th June 2021

Track Attack Race Club

QUALIFYING - RACE 2 - STATISTICS

CLASS : DMC

17 Starters

Fastest Lap History

NO	NAME	LAP TIME	TIME OF DAY	LAP	VEHICLE
78	Mike NASH	1:56.299	11:18:47.623	2	Seat Supercopa
78	Mike NASH	1:55.375	11:31:17.346	6	Seat Supercopa

BRSCC Race Day - Oulton Park International - 19th June 2021

Track Attack Race Club

QUALIFYING - RACE 2 - STATISTICS

CLASS : TTB

1 Starters

Fastest Lap History

NO	NAME	LAP TIME	TIME OF DAY	LAP	VEHICLE
9	Matthew HOLLIER	2:03.942	11:19:39.117	2	Renault Clio
9	Matthew HOLLIER	2:01.703	11:21:40.819	3	Renault Clio
9	Matthew HOLLIER	1:59.824	11:23:40.644	4	Renault Clio
9	Matthew HOLLIER	1:59.031	11:25:39.674	5	Renault Clio

Weather / Track : Cloudy / Dry

Results can be found at www.tsl-timing.com

Page 4 of 9

Oulton Park International
Circuit Length = 2.6920 miles
Start: 11:14 Flag 11:29 End: 11:32

Printed - 11:36 Saturday, 19 June 2021

BRSCC Race Day - Oulton Park International - 19th June 2021

Track Attack Race Club

QUALIFYING - RACE 2 - STATISTICS

CLASS : TTC

1 Starters

Fastest Lap History

NO	NAME	LAP TIME	TIME OF DAY	LAP	VEHICLE
8	Andrew NEAL	2:06.347	11:19:47.005	2	Peugeot 106 Rallye
8	Andrew NEAL	2:03.448	11:21:50.452	3	Peugeot 106 Rallye
8	Andrew NEAL	2:01.111	11:25:56.129	5	Peugeot 106 Rallye
8	Andrew NEAL	2:00.621	11:27:56.750	6	Peugeot 106 Rallye

Weather / Track : Cloudy / Dry

Results can be found at www.tsl-timing.com

Page 5 of 9

Oulton Park International
Circuit Length = 2.6920 miles
Start: 11:14 Flag 11:29 End: 11:32

Printed - 11:36 Saturday, 19 June 2021

BRSCC Race Day - Oulton Park International - 19th June 2021

Track Attack Race Club

QUALIFYING - RACE 2 - STATISTICS

CLASS : 250

1 Starters

Fastest Lap History

NO	NAME	LAP TIME	TIME OF DAY	LAP	VEHICLE
15	Tony MARKHAM	2:10.448	11:20:24.501	2	Honda Civic Type R
15	Tony MARKHAM	2:05.459	11:22:29.960	3	Honda Civic Type R
15	Tony MARKHAM	2:05.206	11:28:53.546	6	Honda Civic Type R
15	Tony MARKHAM	2:05.109	11:30:58.657	7	Honda Civic Type R

BRSCC Race Day - Oulton Park International - 19th June 2021

Track Attack Race Club

QUALIFYING - RACE 2 - STATISTICS

CLASS : GTi

7 Starters

Fastest Lap History

NO	NAME	LAP TIME	TIME OF DAY	LAP	VEHICLE
27	Stewart CHEESMAN	2:20.455	11:20:33.099	2	Peugeot 206 GTi Cup
54	Carl POWELL	2:12.118	11:20:35.841	2	Peugeot 206 GTi Cup
54	Carl POWELL	2:10.875	11:22:46.716	3	Peugeot 206 GTi Cup
54	Carl POWELL	2:09.851	11:24:56.567	4	Peugeot 206 GTi Cup
54	Carl POWELL	2:09.187	11:27:05.752	5	Peugeot 206 GTi Cup

Weather / Track : Cloudy / Dry

Results can be found at www.tsl-timing.com

Page 7 of 9

Oulton Park International
Circuit Length = 2.6920 miles
Start: 11:14 Flag 11:29 End: 11:32

Printed - 11:36 Saturday, 19 June 2021

BRSCC Race Day - Oulton Park International - 19th June 2021

Track Attack Race Club

QUALIFYING - RACE 2 - STATISTICS

CLASS : TTE

1 Starters

Fastest Lap History

NO	NAME	LAP TIME	TIME OF DAY	LAP	VEHICLE
96	David MYCOCK	2:07.248	11:19:48.987	2	Renault Clio 182
96	David MYCOCK	2:03.033	11:21:52.019	3	Renault Clio 182
96	David MYCOCK	2:02.352	11:25:57.998	5	Renault Clio 182

Weather / Track : Cloudy / Dry

Results can be found at www.tsl-timing.com

Page 8 of 9

Oulton Park International
Circuit Length = 2.6920 miles
Start: 11:14 Flag 11:29 End: 11:32

Printed - 11:36 Saturday, 19 June 2021

BRSCC Race Day - Oulton Park International - 19th June 2021

Track Attack Race Club

QUALIFYING - RACE 2 - STATISTICS

CLASS : 200

1 Starters

Fastest Lap History

NO	NAME	LAP TIME	TIME OF DAY	LAP	VEHICLE
179	Mark SPENCE	2:11.435	11:20:15.195	2	Mazda RX-7
179	Mark SPENCE	2:09.373	11:22:24.567	3	Mazda RX-7
179	Mark SPENCE	2:06.235	11:31:04.765	7	Mazda RX-7

Weather / Track : Cloudy / Dry


Results can be found at www.tsl-timing.com

Page 9 of 9

Oulton Park International
Circuit Length = 2.6920 miles
Start: 11:14 Flag 11:29 End: 11:32

Printed - 11:36 Saturday, 19 June 2021

BRSCC Race Day - Oulton Park International - 19th June 2021
Track Attack Race Club
RACE 2 - GRID (15 minutes)

ROW 19	37	70 2:18.634 Donald DEWAR	
ROW 18		35 141 2:14.132 Kevin HOUGHTON	36 18 2:16.461 Craig WALKER
ROW 17	33	55 2:12.058 Will POWELL	34 36 2:13.137 Willem VERHAAK
ROW 16		31 74 2:11.965 Samuel WHATLEY	32 25 2:12.052 Matt ANDERSON
ROW 15	29	16 2:10.813 Steven ROWLAND	30 27 2:11.859 Stewart CHEESMAN
ROW 14		27 51 2:10.307 Gerard MERRIMAN	28 85 2:10.336 Philip O'HALLORAN
ROW 13	25	54 2:09.187 Carl POWELL	26 11 2:09.816 Michael BLAND
ROW 12		23 44 2:06.369 Charlie HEATLEY	24 73 2:07.034 Nick SANDERSON
ROW 11	21	6 2:05.746 Chris ADAMS	22 179 2:06.235 Mark SPENCE
ROW 10		19 333 2:05.323 Mark SHEPHERD	20 2 2:05.678 Ken LARK
ROW 9	17	118 2:05.023 Richard WALKER	18 15 2:05.109 Tony MARKHAM
ROW 8		15 84 2:02.769 Tim MOLL	16 88 2:04.839 FRANKLAND
ROW 7	13	1 2:01.860 Tony HUNTER	14 96 2:02.352 David MYCOCK
ROW 6		11 8 2:00.621 Andrew NEAL	12 12 2:01.661 Geoff PRINCE
ROW 5	9	9 1:59.031 Matthew HOLLIER	10 77 1:59.565 Brian ROBERTS
ROW 4		7 75 1:57.790 Robert BUCKLAND	8 199 1:58.626 Tony ABSOLOM
ROW 3	5	400 1:56.739 Simon TOMLINSON	6 5 1:57.241 David PINKNEY
ROW 2		3 78 1:55.375 Mike NASH	4 14 1:56.448 Nick GWINNETT
ROW 1	1	62 1:54.853 Steve SIMPSON	2 211 1:55.272 Chris SOUTHCOTT
Pole			
			

These results are provisional until the conclusion of any judicial and technical matters.

 Oulton Park International
 Circuit Length = 2.6920 miles

Clerk Of Course : Graham Lindley	Stewards :	Timekeeper : Eric Cowcill
----------------------------------	------------	---------------------------

 Results can be found at www.tsl-timing.com

Printed - 11:37 Saturday, 19 June 2021

BRSCC Race Day - Oulton Park International - 19th June 2021
Track Attack Race Club
RACE 2 - CLASSIFICATION

POS	NO	CL	PIC NAME	ENTRY	LAPS	TIME	GAP	DIFF	MPH	BEST	ON
1	211	TTA	1 Chris SOUTHCOTT	Peugeot 205	8	15:36.604			82.77	1:54.594	6
2	62	TTA	2 Steve SIMPSON	Peugeot 206 GTi	8	15:44.499	7.895	7.895	82.08	1:55.112	2
3	78	DMC	1 Mike NASH	Seat Supercopa	8	15:45.168	8.564	0.669	82.02	1:55.341	5
4	14	TTA	3 Nick GWINNETT	Renault Clio	8	15:52.408	15.804	7.240	81.40	1:56.312	6
5	400	DMC	2 Simon TOMLINSON	VW Golf	8	16:03.602	26.998	11.194	80.45	1:58.515	3
6	199	DMC	3 Tony ABSOLOM	VW Golf Mk2	8	16:04.687	28.083	1.085	80.36	1:58.404	6
7	1	TTA	4 Tony HUNTER	Renault Clio	8	16:06.930	30.326	2.243	80.18	1:58.272	6
8	9	TTB	1 Matthew HOLLIER	Renault Clio	8	16:13.375	36.771	6.445	79.65	1:59.793	4
9	77	DMC	4 Brian ROBERTS	VW Golf GTi Mk5	8	16:18.755	42.151	5.380	79.21	1:59.062	2
10	8	TTC	1 Andrew NEAL	Peugeot 106 Rallye	8	16:27.998	51.394	9.243	78.47	2:00.730	7
11	84	DMC	5 Tim MOLL	VW Golf Mk1 Berg Cup	8	16:33.323	56.719	5.325	78.05	2:00.250	6
12	12	DMC	6 Geoff PRINCE	VW Scirocco	8	16:33.664	57.060	0.341	78.02	2:01.978	4
13	96	TTE	1 David MYCOCK	Renault Clio 182	8	16:37.235	1:00.631	3.571	77.74	2:02.337	8
14	333	DMC	7 Mark SHEPHERD	VW Vento VR6	8	16:53.442	1:16.838	16.207	76.50	2:03.989	8
15	73	DMC	8 Nick SANDERSON	Seat Leon Supercopa	8	16:53.612	1:17.008	0.170	76.48	2:01.404	7
16	118	DMC	9 Richard WALKER	Mini Cooper S	8	16:55.761	1:19.157	2.149	76.32	2:03.510	7
17	44	DMC	10 Charlie HEATLEY	Mini Cooper S	8	17:02.514	1:25.910	6.753	75.82	2:05.476	8
18	15	250	1 Tony MARKHAM	Honda Civic Type R	8	17:02.809	1:26.205	0.295	75.80	2:04.133	6
19	11	TTA	5 Michael BLAND	Peugeot 306	8	17:03.480	1:26.876	0.671	75.75	2:04.838	6
20	179	200	1 Mark SPENCE	Mazda RX-7	8	17:12.367	1:35.763	8.887	75.09	2:05.650	6
21	54	GTi	1 Carl POWELL	Peugeot 206 GTi Cup	8	17:37.965	2:01.361	25.598	73.28	2:09.487	2
22	85	DMC	11 Philip O'HALLORAN	Audi TT	8	17:42.222	2:05.618	4.257	72.98	2:10.112	7
23	25	GTi	2 Matt ANDERSON	Peugeot 206 GTi	8	17:43.652	2:07.048	1.430	72.89	2:09.176	6
24	27	GTi	3 Stewart CHEESMAN	Peugeot 206 GTi Cup	8	17:45.245	2:08.641	1.593	72.78	2:10.046	6
25	55	GTi	4 Will POWELL	Peugeot 206 GTi Cup	7	15:38.257	1 Lap	1 Lap	72.30	2:10.584	6
26	74	GTi	5 Samuel WHATLEY	Peugeot 206 GTi Cup	7	15:43.189	1 Lap	4.932	71.92	2:11.418	7
27	141	GTi	6 Kevin HOUGHTON	Peugeot 206 GTi	7	16:01.908	1 Lap	18.719	70.52	2:13.840	3
28	18	GTi	7 Craig WALKER	Peugeot 206 GTi Cup	7	16:10.626	1 Lap	8.718	69.89	2:15.156	5

NOT CLASSIFIED

DNF	75*	TTA	Robert BUCKLAND	Renault Clio 172	7	14:36.984	1 Lap		77.35	1:56.075	6
DNF	6*	DMC	Chris ADAMS	VW Golf	7	14:53.984	1 Lap	16.999	75.88	2:02.462	7
DNF	70	DMC	Donald DEWAR	VW Golf Mk1 GTi	6	13:13.030	2 Laps	1 Lap	73.32	2:04.255	6
DNF	88	TTA	FRANKLAND	Renault 5	5	10:29.343	3 Laps	1 Lap	76.99	2:02.247	5
DNF	2	DMC	Ken LARK	VW Corrado	2	4:26.845	6 Laps	3 Laps	72.63		
DNF	36	DMC	Willem VERHAAK	Audi TT	2	4:45.206	6 Laps	18.360	67.95	2:16.331	2

FASTEST LAP

211	TTA	Chris SOUTHCOTT	Peugeot 205	6	1:54.594	84.57 mph	136.10 kph
78	DMC	Mike NASH	Seat Supercopa	5	1:55.341	84.02 mph	135.22 kph
9	TTB	Matthew HOLLIER	Renault Clio	4	1:59.793	80.90 mph	130.19 kph
8	TTC	Andrew NEAL	Peugeot 106 Rallye	7	2:00.730	80.27 mph	129.18 kph
96	TTE	David MYCOCK	Renault Clio 182	8	2:02.337	79.21 mph	127.48 kph
15	250	Tony MARKHAM	Honda Civic Type R	6	2:04.133	78.07 mph	125.64 kph
179	200	Mark SPENCE	Mazda RX-7	6	2:05.650	77.12 mph	124.12 kph
25	GTi	Matt ANDERSON	Peugeot 206 GTi	6	2:09.176	75.02 mph	120.73 kph

Car 6 - still has no working transponder - fix before race 2
 Car 75 - transponder stopped working after 3 laps - please check.

Weather / Track : Cloudy / Dry

These results are provisional until the conclusion of any judicial and technical matters.

Oulton Park International: 2.6920 miles

Race Distance: 8 Laps / 21.53 miles

Start: 13:01 Flag 13:16 End: 13:19

Clerk Of Course : Graham Lindley	Stewards :	Timekeeper : Eric Cowcill
----------------------------------	------------	---------------------------

Results can be found at www.tsl-timing.com

Printed - 13:21 Saturday, 19 June 2021

BRSCC Race Day - Oulton Park International - 19th June 2021

Track Attack Race Club

RACE 2 - LAP CHART

LAP 1 @ 13:03:11.883			LAP 2 @ 13:05:06.544			LAP 3 @ 13:07:03.801			LAP 4 @ 13:09:02.460			LAP 5 @ 13:10:57.446		
NO	BEHIND	LAP TIME	NO	BEHIND	LAP TIME	NO	BEHIND	LAP TIME	NO	BEHIND	LAP TIME	NO	BEHIND	LAP TIME
211		2:03.077	211		1:54.661	211		1:57.257	211		1:58.659	211		1:54.986
78	2.740	2:05.817	78	4.725	1:56.646	78	6.304	1:58.836	78	4.364	1:56.719	78	4.719	1:55.341
14	3.646	2:06.723	62	4.941	1:55.112	62	6.614	1:58.930	62	5.392	1:57.437	62	5.702	1:55.296
199	4.366	2:07.443	14	6.421	1:57.436	14	8.154	1:58.990	14	7.405	1:57.910	14	8.969	1:56.550
62	4.490	2:07.567	75	8.551	1:58.040	75	9.943	1:58.649	75	9.152	1:57.868	75	10.982	1:56.816
75	5.172	2:08.249	400	9.759	1:58.888	400	11.017	1:58.515	400	12.467	2:00.109	400	17.639	2:00.158
400	5.532	2:08.609	199	10.856	2:01.151	199	13.996	2:00.397	199	15.836	2:00.499	199	19.733	1:58.883
77	7.014	2:10.091	77	11.415	1:59.062	77	14.563	2:00.405	77	16.407	2:00.503	1	21.192	1:59.458
1	7.595	2:10.672	1	11.770	1:58.836	1	16.357	2:01.844	1	16.720	1:59.022	9	23.680	2:00.188
9	7.674	2:10.751	9	12.843	1:59.830	9	17.344	2:01.758	9	18.478	1:59.793	77	27.144	2:05.723
12	9.819	2:12.896	12	17.637	2:02.479	12	24.297	2:03.917	12	27.616	2:01.978	12	35.243	2:02.613
96	11.370	2:14.447	84	20.020	2:02.739	84	26.158	2:03.395	8	30.965	2:03.096	8	36.801	2:00.822
8	11.842	2:14.919	96	21.065	2:04.356	8	26.528	2:02.379	84	32.523	2:05.024	84	38.346	2:00.809
84	11.942	2:15.019	8	21.406	2:04.225	96	27.445	2:03.637	96	32.640	2:03.854	96	40.594	2:02.940
2	12.333	2:15.410	88	22.305	2:03.058	88	27.922	2:02.874	88	33.442	2:04.179	88	40.703	2:02.247
88	13.908	2:16.985	333	27.716	2:07.987	333	36.230	2:05.771	333	42.953	2:05.382	333	52.223	2:04.256
333	14.390	2:17.467	44	28.240	2:07.455	44	37.676	2:06.693	44	45.098	2:06.081	118	54.418	2:03.780
15	14.668	2:17.745	118	28.775	2:07.354	118	38.303	2:06.785	118	45.624	2:05.980	44	55.833	2:05.721
44	15.446	2:18.523	2	29.107	2:11.435 P	11	38.782	2:06.564	11	46.116	2:05.993	73	57.080	2:05.215
118	16.082	2:19.159	11	29.475	2:06.737	6	39.859	2:06.658	73	46.851	2:05.085	6	57.818	2:05.044
6	16.531	2:19.608	6	30.458	2:08.588	73	40.425	2:06.462	6	47.760	2:06.560	11	59.123	2:07.993
11	17.399	2:20.476	73	31.220	2:07.099	15	40.665	2:05.882	15	47.890	2:05.884	15	59.226	2:06.322
73	18.782	2:21.859	15	32.040	2:12.033	179	46.441	2:08.185	179	54.215	2:06.433	179	1:05.555	2:06.326
70	20.975	2:24.052	70	35.164	2:08.850	54	50.838	2:10.683	54	1:02.817	2:10.638	54	1:18.174	2:10.343
179	21.554	2:24.631	179	35.513	2:08.620	70	52.765	2:14.858	85	1:05.772	2:10.911	70	1:20.135	2:07.734
54	22.586	2:25.663	54	37.412	2:09.487	85	53.520	2:10.758	70	1:07.387	2:13.281	85	1:22.867	2:12.081
85	23.027	2:26.104	85	40.019	2:11.653	27	56.452	2:12.404	27	1:09.395	2:11.602	25	1:24.996	2:10.083
27	23.893	2:26.970	27	41.305	2:12.073	25	56.841	2:11.529	25	1:09.899	2:11.717	27	1:25.992	2:11.583
25	24.631	2:27.708	25	42.569	2:12.599	55	58.179	2:12.248	55	1:10.470	2:10.950	55	1:26.983	2:11.499
36	25.798	2:28.875	55	43.188	2:11.705	74	1:01.784	2:13.487	74	1:14.692	2:11.567	74	1:31.693	2:11.987
55	26.144	2:29.221	74	45.554	2:13.137	141	1:04.321	2:13.840	141	1:20.627	2:14.965	141	1:41.431	2:15.790
74	27.078	2:30.155	36	47.468	2:16.331	18	1:11.216	2:16.960	18	1:27.992	2:15.435	18	1:48.162	2:15.156
141	27.729	2:30.806	141	47.738	2:14.670									
18	29.012	2:32.089	18	51.513	2:17.162									

Weather / Track : Cloudy / Dry

Oulton Park International
Circuit Length = 2.6920 miles
Start: 13:01 Flag 13:16 End: 13:19

BRSCC Race Day - Oulton Park International - 19th June 2021

Track Attack Race Club

RACE 2 - LAP CHART

LAP 6 @ 13:12:52.040			LAP 7 @ 13:14:48.525			LAP 8 @ 13:16:45.410		
NO	BEHIND	LAP TIME	NO	BEHIND	LAP TIME	NO	BEHIND	LAP TIME
211		1:54.594	211		1:56.485	211		1:56.885
78	6.128	1:56.003	78	6.996	1:57.353	55	1 Lap	2:12.050
62	6.466	1:55.358	141	1 Lap	2:16.701	74	1 Lap	2:11.418
14	10.687	1:56.312	62	7.226	1:57.245	62	7.895	1:57.554
75	12.463	1:56.075	14	11.766	1:57.564	78	8.564	1:58.453
400	21.667	1:58.622	18	1 Lap	2:16.457	14	15.804	2:00.923
199	23.543	1:58.404	400	23.841	1:58.659	141	1 Lap	2:15.136
1	24.870	1:58.272	199	25.720	1:58.662	400	26.998	2:00.042
9	29.041	1:59.955	1	26.805	1:58.420	199	28.083	1:59.248
77	34.033	2:01.483	9	33.082	2:00.526	1	30.326	2:00.406
8	43.263	2:01.056	77	39.220	2:01.672	18	1 Lap	2:17.367
12	43.721	2:03.072	8	47.508	2:00.730	9	36.771	2:00.574
84	44.002	2:00.250	84	49.471	2:01.954	77	42.151	1:59.816
96	49.098	2:03.098	12	50.634	2:03.398	8	51.394	2:00.771
333	1:01.990	2:04.361	96	55.179	2:02.566	84	56.719	2:04.133
118	1:04.257	2:04.433	75	57.265	2:41.287 P	12	57.060	2:03.311
73	1:06.577	2:04.091	333	1:09.734	2:04.229	96	1:00.631	2:02.337
44	1:08.052	2:06.813	118	1:11.282	2:03.510	333	1:16.838	2:03.989
6	1:08.288	2:05.064	73	1:11.496	2:01.404	73	1:17.008	2:02.397
15	1:08.765	2:04.133	6	1:14.265	2:02.462	118	1:19.157	2:04.760
11	1:09.367	2:04.838	44	1:17.319	2:05.752	44	1:25.910	2:05.476
179	1:16.611	2:05.650	15	1:17.546	2:05.266	15	1:26.205	2:05.544
70	1:29.796	2:04.255	11	1:17.787	2:04.905	11	1:26.876	2:05.974
54	1:33.469	2:09.889	179	1:26.363	2:06.237	179	1:35.763	2:06.285
85	1:38.444	2:10.171	54	1:47.327	2:10.343	54	2:01.361	2:10.919
25	1:39.578	2:09.176	85	1:52.071	2:10.112	85	2:05.618	2:10.432
27	1:41.444	2:10.046	25	1:53.021	2:09.928	25	2:07.048	2:10.912
55	1:42.973	2:10.584	27	1:55.426	2:10.467	27	2:08.641	2:10.100
74	1:48.537	2:11.438						

BRSCC Race Day - Oulton Park International - 19th June 2021

Track Attack Race Club

RACE 2 - LAP ANALYSIS

DIFF = Difference To Personal Best Lap

P1 211 Chris SOUTHCOTT				
LAP	LAP TIME	DIFF	MPH	TIME OF DAY
1 -	2:03.077	8.483	78.74	13:03:11.883
2 -	1:54.661 (2)	0.067	84.52	13:05:06.544
3 -	1:57.257	2.663	82.65	13:07:03.801
4 -	1:58.659	4.065	81.67	13:09:02.460
5 -	1:54.986 (3)	0.392	84.28	13:10:57.446
6 -	1:54.594 (1)		84.57	13:12:52.040
7 -	1:56.485	1.891	83.19	13:14:48.525
8 -	1:56.885	2.291	82.91	13:16:45.410

P2 62 Steve SIMPSON				
LAP	LAP TIME	DIFF	MPH	TIME OF DAY
1 -	2:07.567	12.455	75.97	13:03:16.373
2 -	1:55.112 (1)		84.19	13:05:11.485
3 -	1:58.930	3.818	81.48	13:07:10.415
4 -	1:57.437	2.325	82.52	13:09:07.852
5 -	1:55.296 (2)	0.184	84.05	13:11:03.148
6 -	1:55.358 (3)	0.246	84.01	13:12:58.506
7 -	1:57.245	2.133	82.65	13:14:55.751
8 -	1:57.554	2.442	82.44	13:16:53.305

P3 78 Mike NASH				
LAP	LAP TIME	DIFF	MPH	TIME OF DAY
1 -	2:05.817	10.476	77.02	13:03:14.623
2 -	1:56.646 (3)	1.305	83.08	13:05:11.269
3 -	1:58.836	3.495	81.55	13:07:10.105
4 -	1:56.719	1.378	83.03	13:09:06.824
5 -	1:55.341 (1)		84.02	13:11:02.165
6 -	1:56.003 (2)	0.662	83.54	13:12:58.168
7 -	1:57.353	2.012	82.58	13:14:55.521
8 -	1:58.453	3.112	81.81	13:16:53.974

P4 14 Nick GWINNETT				
LAP	LAP TIME	DIFF	MPH	TIME OF DAY
1 -	2:06.723	10.411	76.47	13:03:15.529
2 -	1:57.436 (3)	1.124	82.52	13:05:12.965
3 -	1:58.990	2.678	81.44	13:07:11.955
4 -	1:57.910	1.598	82.19	13:09:09.865
5 -	1:56.550 (2)	0.238	83.15	13:11:06.415
6 -	1:56.312 (1)		83.32	13:13:02.727
7 -	1:57.564	1.252	82.43	13:15:00.291
8 -	2:00.923	4.611	80.14	13:17:01.214

P5 400 Simon TOMLINSON				
LAP	LAP TIME	DIFF	MPH	TIME OF DAY
1 -	2:08.609	10.094	75.35	13:03:17.415
2 -	1:58.888	0.373	81.51	13:05:16.303
3 -	1:58.515 (1)		81.77	13:07:14.818
4 -	2:00.109	1.594	80.68	13:09:14.927
5 -	2:00.158	1.643	80.65	13:11:15.085
6 -	1:58.622 (2)	0.107	81.69	13:13:13.707
7 -	1:58.659 (3)	0.144	81.67	13:15:12.366
8 -	2:00.042	1.527	80.73	13:17:12.408

P6 199 Tony ABSOLOM				
LAP	LAP TIME	DIFF	MPH	TIME OF DAY
1 -	2:07.443	9.039	76.04	13:03:16.249
2 -	2:01.151	2.747	79.99	13:05:17.400

DIFF = Difference To Personal Best Lap

3 -	2:00.397	1.993	80.49	13:07:17.797
4 -	2:00.499	2.095	80.42	13:09:18.296
5 -	1:58.883 (3)	0.479	81.51	13:11:17.179
6 -	1:58.404 (1)		81.84	13:13:15.583
7 -	1:58.662 (2)	0.258	81.67	13:15:14.245
8 -	1:59.248	0.844	81.27	13:17:13.493

P7 1 Tony HUNTER				
LAP	LAP TIME	DIFF	MPH	TIME OF DAY
1 -	2:10.672	12.400	74.16	13:03:19.478
2 -	1:58.836 (3)	0.564	81.55	13:05:18.314
3 -	2:01.844	3.572	79.53	13:07:20.158
4 -	1:59.022	0.750	81.42	13:09:19.180
5 -	1:59.458	1.186	81.12	13:11:18.638
6 -	1:58.272 (1)		81.94	13:13:16.910
7 -	1:58.420 (2)	0.148	81.83	13:15:15.330
8 -	2:00.406	2.134	80.48	13:17:15.736

P8 9 Matthew HOLLIER				
LAP	LAP TIME	DIFF	MPH	TIME OF DAY
1 -	2:10.751	10.958	74.12	13:03:19.557
2 -	1:59.830 (2)	0.037	80.87	13:05:19.387
3 -	2:01.758	1.965	79.59	13:07:21.145
4 -	1:59.793 (1)		80.90	13:09:20.938
5 -	2:00.188	0.395	80.63	13:11:21.126
6 -	1:59.955 (3)	0.162	80.79	13:13:21.081
7 -	2:00.526	0.733	80.40	13:15:21.607
8 -	2:00.574	0.781	80.37	13:17:22.181

P9 77 Brian ROBERTS				
LAP	LAP TIME	DIFF	MPH	TIME OF DAY
1 -	2:10.091	11.029	74.49	13:03:18.897
2 -	1:59.062 (1)		81.39	13:05:17.959
3 -	2:00.405 (3)	1.343	80.48	13:07:18.364
4 -	2:00.503	1.441	80.42	13:09:18.867
5 -	2:05.723	6.661	77.08	13:11:24.590
6 -	2:01.483	2.421	79.77	13:13:26.073
7 -	2:01.672	2.610	79.65	13:15:27.745
8 -	1:59.816 (2)	0.754	80.88	13:17:27.561

P10 8 Andrew NEAL				
LAP	LAP TIME	DIFF	MPH	TIME OF DAY
1 -	2:14.919	14.189	71.83	13:03:23.725
2 -	2:04.225	3.495	78.01	13:05:27.950
3 -	2:02.379	1.649	79.19	13:07:30.329
4 -	2:03.096	2.366	78.72	13:09:33.425
5 -	2:00.822 (3)	0.092	80.21	13:11:34.247
6 -	2:01.056	0.326	80.05	13:13:35.303
7 -	2:00.730 (1)		80.27	13:15:36.033
8 -	2:00.771 (2)	0.041	80.24	13:17:36.804

P11 84 Tim MOLL				
LAP	LAP TIME	DIFF	MPH	TIME OF DAY
1 -	2:15.019	14.769	71.77	13:03:23.825
2 -	2:02.739	2.489	78.95	13:05:26.564
3 -	2:03.395	3.145	78.53	13:07:29.959
4 -	2:05.024	4.774	77.51	13:09:34.983
5 -	2:00.809 (2)	0.559	80.22	13:11:35.792
6 -	2:00.250 (1)		80.59	13:13:36.042
7 -	2:01.954 (3)	1.704	79.46	13:15:37.996

Oulton Park International
 Circuit Length = 2.6920 miles
 Start: 13:01 Flag 13:16 End: 13:19

Weather / Track : Cloudy / Dry

BRSCC Race Day - Oulton Park International - 19th June 2021

Track Attack Race Club

RACE 2 - LAP ANALYSIS

DIFF = Difference To Personal Best Lap

8 - 2:04.133 3.883 78.07 13:17:42.129

P12 12 Geoff PRINCE

LAP	LAP TIME	DIFF	MPH	TIME OF DAY
1 -	2:12.896	10.918	72.92	13:03:21.702
2 -	2:02.479 (2)	0.501	79.12	13:05:24.181
3 -	2:03.917	1.939	78.20	13:07:28.098
4 -	2:01.978 (1)		79.45	13:09:30.076
5 -	2:02.613 (3)	0.635	79.03	13:11:32.689
6 -	2:03.072	1.094	78.74	13:13:35.761
7 -	2:03.398	1.420	78.53	13:15:39.159
8 -	2:03.311	1.333	78.59	13:17:42.470

P13 96 David MYCOCK

LAP	LAP TIME	DIFF	MPH	TIME OF DAY
1 -	2:14.447	12.110	72.08	13:03:23.253
2 -	2:04.356	2.019	77.93	13:05:27.609
3 -	2:03.637	1.300	78.38	13:07:31.246
4 -	2:03.854	1.517	78.24	13:09:35.100
5 -	2:02.940 (3)	0.603	78.82	13:11:38.040
6 -	2:03.098	0.761	78.72	13:13:41.138
7 -	2:02.566 (2)	0.229	79.07	13:15:43.704
8 -	2:02.337 (1)		79.21	13:17:46.041

P14 333 Mark SHEPHERD

LAP	LAP TIME	DIFF	MPH	TIME OF DAY
1 -	2:17.467	13.478	70.49	13:03:26.273
2 -	2:07.987	3.998	75.72	13:05:34.260
3 -	2:05.771	1.782	77.05	13:07:40.031
4 -	2:05.382	1.393	77.29	13:09:45.413
5 -	2:04.256 (3)	0.267	77.99	13:11:49.669
6 -	2:04.361	0.372	77.92	13:13:54.030
7 -	2:04.229 (2)	0.240	78.01	13:15:58.259
8 -	2:03.989 (1)		78.16	13:18:02.248

P15 73 Nick SANDERSON

LAP	LAP TIME	DIFF	MPH	TIME OF DAY
1 -	2:21.859	20.455	68.31	13:03:30.665
2 -	2:07.099	5.695	76.25	13:05:37.764
3 -	2:06.462	5.058	76.63	13:07:44.226
4 -	2:05.085	3.681	77.47	13:09:49.311
5 -	2:05.215	3.811	77.39	13:11:54.526
6 -	2:04.091 (3)	2.687	78.09	13:13:58.617
7 -	2:01.404 (1)		79.82	13:16:00.021
8 -	2:02.397 (2)	0.993	79.17	13:18:02.418

P16 118 Richard WALKER

LAP	LAP TIME	DIFF	MPH	TIME OF DAY
1 -	2:19.159	15.649	69.64	13:03:27.965
2 -	2:07.354	3.844	76.09	13:05:35.319
3 -	2:06.785	3.275	76.43	13:07:42.104
4 -	2:05.980	2.470	76.92	13:09:48.084
5 -	2:03.780 (2)	0.270	78.29	13:11:51.864
6 -	2:04.433 (3)	0.923	77.88	13:13:56.297
7 -	2:03.510 (1)		78.46	13:15:59.807
8 -	2:04.760	1.250	77.67	13:18:04.567

DIFF = Difference To Personal Best Lap

P17 44 Charlie HEATLEY

LAP	LAP TIME	DIFF	MPH	TIME OF DAY
1 -	2:18.523	13.047	69.96	13:03:27.329
2 -	2:07.455	1.979	76.03	13:05:34.784
3 -	2:06.693	1.217	76.49	13:07:41.477
4 -	2:06.081	0.605	76.86	13:09:47.558
5 -	2:05.721 (2)	0.245	77.08	13:11:53.279
6 -	2:06.813	1.337	76.42	13:14:00.092
7 -	2:05.752 (3)	0.276	77.06	13:16:05.844
8 -	2:05.476 (1)		77.23	13:18:11.320

P18 15 Tony MARKHAM

LAP	LAP TIME	DIFF	MPH	TIME OF DAY
1 -	2:17.745	13.612	70.35	13:03:26.551
2 -	2:12.033	7.900	73.40	13:05:38.584
3 -	2:05.882	1.749	76.98	13:07:44.466
4 -	2:05.884	1.751	76.98	13:09:50.350
5 -	2:06.322	2.189	76.71	13:11:56.672
6 -	2:04.133 (1)		78.07	13:14:00.805
7 -	2:05.266 (2)	1.133	77.36	13:16:06.071
8 -	2:05.544 (3)	1.411	77.19	13:18:11.615

P19 11 Michael BLAND

LAP	LAP TIME	DIFF	MPH	TIME OF DAY
1 -	2:20.476	15.638	68.98	13:03:29.282
2 -	2:06.737	1.899	76.46	13:05:36.019
3 -	2:06.564	1.726	76.57	13:07:42.583
4 -	2:05.993	1.155	76.91	13:09:48.576
5 -	2:07.993	3.155	75.71	13:11:56.569
6 -	2:04.838 (1)		77.63	13:14:01.407
7 -	2:04.905 (2)	0.067	77.58	13:16:06.312
8 -	2:05.974 (3)	1.136	76.93	13:18:12.286

P20 179 Mark SPENCE

LAP	LAP TIME	DIFF	MPH	TIME OF DAY
1 -	2:24.631	18.981	67.00	13:03:33.437
2 -	2:08.620	2.970	75.34	13:05:42.057
3 -	2:08.185	2.535	75.60	13:07:50.242
4 -	2:06.433	0.783	76.65	13:09:56.675
5 -	2:06.326	0.676	76.71	13:12:03.001
6 -	2:05.650 (1)		77.12	13:14:08.651
7 -	2:06.237 (2)	0.587	76.77	13:16:14.888
8 -	2:06.285 (3)	0.635	76.74	13:18:21.173

P21 54 Carl POWELL

LAP	LAP TIME	DIFF	MPH	TIME OF DAY
1 -	2:25.663	16.176	66.53	13:03:34.469
2 -	2:09.487 (1)		74.84	13:05:43.956
3 -	2:10.683	1.196	74.15	13:07:54.639
4 -	2:10.638	1.151	74.18	13:10:05.277
5 -	2:10.343 (3)	0.856	74.35	13:12:15.620
6 -	2:09.889 (2)	0.402	74.61	13:14:25.509
7 -	2:10.343 (3)	0.856	74.35	13:16:35.852
8 -	2:10.919	1.432	74.02	13:18:46.771

P22 85 Philip O'HALLORAN

LAP	LAP TIME	DIFF	MPH	TIME OF DAY
1 -	2:26.104	15.992	66.33	13:03:34.910
2 -	2:11.653	1.541	73.61	13:05:46.563

Oulton Park International
Circuit Length = 2.6920 miles
Start: 13:01 Flag 13:16 End: 13:19

Weather / Track : Cloudy / Dry

BRSCC Race Day - Oulton Park International - 19th June 2021

Track Attack Race Club

RACE 2 - LAP ANALYSIS

DIFF = Difference To Personal Best Lap

3 -	2:10.758	0.646	74.11	13:07:57.321
4 -	2:10.911	0.799	74.02	13:10:08.232
5 -	2:12.081	1.969	73.37	13:12:20.313
6 -	2:10.171 (2)	0.059	74.45	13:14:30.484
7 -	2:10.112 (1)		74.48	13:16:40.596
8 -	2:10.432 (3)	0.320	74.30	13:18:51.028

P23 25 Matt ANDERSON

LAP	LAP TIME	DIFF	MPH	TIME OF DAY
1 -	2:27.708	18.532	65.61	13:03:36.514
2 -	2:12.599	3.423	73.08	13:05:49.113
3 -	2:11.529	2.353	73.68	13:08:00.642
4 -	2:11.717	2.541	73.57	13:10:12.359
5 -	2:10.083 (3)	0.907	74.50	13:12:22.442
6 -	2:09.176 (1)		75.02	13:14:31.618
7 -	2:09.928 (2)	0.752	74.58	13:16:41.546
8 -	2:10.912	1.736	74.02	13:18:52.458

P24 27 Stewart CHEESMAN

LAP	LAP TIME	DIFF	MPH	TIME OF DAY
1 -	2:26.970	16.924	65.94	13:03:35.776
2 -	2:12.073	2.027	73.37	13:05:47.849
3 -	2:12.404	2.358	73.19	13:08:00.253
4 -	2:11.602	1.556	73.64	13:10:11.855
5 -	2:11.583	1.537	73.65	13:12:23.438
6 -	2:10.046 (1)		74.52	13:14:33.484
7 -	2:10.467 (3)	0.421	74.28	13:16:43.951
8 -	2:10.100 (2)	0.054	74.49	13:18:54.051

P25 55 Will POWELL

LAP	LAP TIME	DIFF	MPH	TIME OF DAY
1 -	2:29.221	18.637	64.94	13:03:38.027
2 -	2:11.705	1.121	73.58	13:05:49.732
3 -	2:12.248	1.664	73.28	13:08:01.980
4 -	2:10.950 (2)	0.366	74.00	13:10:12.930
5 -	2:11.499 (3)	0.915	73.69	13:12:24.429
6 -	2:10.584 (1)		74.21	13:14:35.013
7 -	2:12.050	1.466	73.39	13:16:47.063

P26 74 Samuel WHATLEY

LAP	LAP TIME	DIFF	MPH	TIME OF DAY
1 -	2:30.155	18.737	64.54	13:03:38.961
2 -	2:13.137	1.719	72.79	13:05:52.098
3 -	2:13.487	2.069	72.60	13:08:05.585
4 -	2:11.567 (3)	0.149	73.66	13:10:17.152
5 -	2:11.987	0.569	73.42	13:12:29.139
6 -	2:11.438 (2)	0.020	73.73	13:14:40.577
7 -	2:11.418 (1)		73.74	13:16:51.995

P27 141 Kevin HOUGHTON

LAP	LAP TIME	DIFF	MPH	TIME OF DAY
1 -	2:30.806	16.966	64.26	13:03:39.612
2 -	2:14.670 (2)	0.830	71.96	13:05:54.282
3 -	2:13.840 (1)		72.40	13:08:08.122
4 -	2:14.965 (3)	1.125	71.80	13:10:23.087
5 -	2:15.790	1.950	71.36	13:12:38.877
6 -	2:16.701	2.861	70.89	13:14:55.578
7 -	2:15.136	1.296	71.71	13:17:10.714

DIFF = Difference To Personal Best Lap

P28 18 Craig WALKER				
LAP	LAP TIME	DIFF	MPH	TIME OF DAY
1 -	2:32.089	16.933	63.72	13:03:40.895
2 -	2:17.162	2.006	70.65	13:05:58.057
3 -	2:16.960	1.804	70.76	13:08:15.017
4 -	2:15.435 (2)	0.279	71.55	13:10:30.452
5 -	2:15.156 (1)		71.70	13:12:45.608
6 -	2:16.457 (3)	1.301	71.02	13:15:02.065
7 -	2:17.367	2.211	70.55	13:17:19.432

P29 75 Robert BUCKLAND

LAP	LAP TIME	DIFF	MPH	TIME OF DAY
1 -	2:08.249	12.174	75.56	13:03:17.055
2 -	1:58.040	1.965	82.10	13:05:15.095
3 -	1:58.649	2.574	81.68	13:07:13.744
4 -	1:57.868 (3)	1.793	82.22	13:09:11.612
5 -	1:56.816 (2)	0.741	82.96	13:11:08.428
6 -	1:56.075 (1)		83.49	13:13:04.503
7 -	2:41.287 P	45.212	60.08	13:15:45.790

P30 6 Chris ADAMS

LAP	LAP TIME	DIFF	MPH	TIME OF DAY
1 -	2:19.608	17.146	69.41	13:03:28.414
2 -	2:08.588	6.126	75.36	13:05:37.002
3 -	2:06.658	4.196	76.51	13:07:43.660
4 -	2:06.560	4.098	76.57	13:09:50.220
5 -	2:05.044 (2)	2.582	77.50	13:11:55.264
6 -	2:05.064 (3)	2.602	77.49	13:14:00.328
7 -	2:02.462 (1)		79.13	13:16:02.790

P31 70 Donald DEWAR

LAP	LAP TIME	DIFF	MPH	TIME OF DAY
1 -	2:24.052	19.797	67.27	13:03:32.858
2 -	2:08.850 (3)	4.595	75.21	13:05:41.708
3 -	2:14.858	10.603	71.86	13:07:56.566
4 -	2:13.281	9.026	72.71	13:10:09.847
5 -	2:07.734 (2)	3.479	75.87	13:12:17.581
6 -	2:04.255 (1)		77.99	13:14:21.836

P32 88 FRANKLAND

LAP	LAP TIME	DIFF	MPH	TIME OF DAY
1 -	2:16.985	14.738	70.74	13:03:25.791
2 -	2:03.058 (3)	0.811	78.75	13:05:28.849
3 -	2:02.874 (2)	0.627	78.87	13:07:31.723
4 -	2:04.179	1.932	78.04	13:09:35.902
5 -	2:02.247 (1)		79.27	13:11:38.149

P33 2 Ken LARK

LAP	LAP TIME	DIFF	MPH	TIME OF DAY
1 -	2:15.410		71.56	13:03:24.216
2 -	2:11.435 P		73.73	13:05:35.651

P34 36 Willem VERHAAK

LAP	LAP TIME	DIFF	MPH	TIME OF DAY
1 -	2:28.875	12.544	65.09	13:03:37.681
2 -	2:16.331 (1)		71.08	13:05:54.012

Weather / Track : Cloudy / Dry

BRSCC Race Day - Oulton Park International - 19th June 2021

Track Attack Race Club

RACE 2 - STATISTICS

Competitors Started 34
Planned Start 2021-06-19 @ 13:10:00.000
Actual Start 2021-06-19 @ 13:01:08.805
Finish Time 2021-06-19 @ 13:16:43.952
Track Length 2.6920mi.
Total Laps 249
Total Distance Covered 670.3151mi.

Session Fastest Lap History

NO	CL	NAME	LAP TIME	TIME OF DAY	LAP	VEHICLE
211	TTA	Chris SOUTHCOTT	1:54.661	13:05:06.556	2	Peugeot 205
211	TTA	Chris SOUTHCOTT	1:54.594	13:12:52.054	6	Peugeot 205

Session Leader History

NO	CL	NAME	FROM LAP	LAPS LED	DISTANCE	VEHICLE
211	TTA	Chris SOUTHCOTT	1	8	21.53 miles	Peugeot 205

Flag History

TYPE	TIME OF DAY
GREEN	13:01:08.805
FINISH	13:16:43.952

Flag Statistics

TYPE	COUNT	TOTAL LAPS	TOTAL TIME
Green	1	8	18:11.541
Red	0	0	0.000
Safety Car	0	0	0.000
FCY	0	0	0.000

BRSCC Race Day - Oulton Park International - 19th June 2021

Track Attack Race Club

RACE 2 - STATISTICS

CLASS : TTA

7 Starters

Fastest Lap History

NO	NAME	LAP TIME	TIME OF DAY	LAP	VEHICLE
211	Chris SOUTHCOTT	1:54.661	13:05:06.556	2	Peugeot 205
211	Chris SOUTHCOTT	1:54.594	13:12:52.054	6	Peugeot 205

Leader History

NO	NAME	FROM LAP	LAPS LED	DISTANCE	VEHICLE
211	Chris SOUTHCOTT	1	8	21.53 miles	Peugeot 205

BRSCC Race Day - Oulton Park International - 19th June 2021

Track Attack Race Club

RACE 2 - STATISTICS

CLASS : DMC

15 Starters

Fastest Lap History

NO	NAME	LAP TIME	TIME OF DAY	LAP	VEHICLE
78	Mike NASH	1:56.646	13:05:11.290	2	Seat Supercopa
78	Mike NASH	1:55.341	13:11:02.186	5	Seat Supercopa

Leader History

NO	NAME	FROM LAP	LAPS LED	DISTANCE	VEHICLE
78	Mike NASH	1	8	21.53 miles	Seat Supercopa

BRSCC Race Day - Oulton Park International - 19th June 2021

Track Attack Race Club

RACE 2 - STATISTICS

CLASS : TTB

1 Starters

Fastest Lap History

NO	NAME	LAP TIME	TIME OF DAY	LAP	VEHICLE
9	Matthew HOLLIER	1:59.830	13:05:19.420	2	Renault Clio
9	Matthew HOLLIER	1:59.793	13:09:20.971	4	Renault Clio

Leader History

NO	NAME	FROM LAP	LAPS LED	DISTANCE	VEHICLE
9	Matthew HOLLIER	1	8	21.53 miles	Renault Clio

BRSCC Race Day - Oulton Park International - 19th June 2021

Track Attack Race Club

RACE 2 - STATISTICS

CLASS : TTC

1 Starters

Fastest Lap History

NO	NAME	LAP TIME	TIME OF DAY	LAP	VEHICLE
8	Andrew NEAL	2:04.225	13:05:27.963	2	Peugeot 106 Rallye
8	Andrew NEAL	2:02.379	13:07:30.341	3	Peugeot 106 Rallye
8	Andrew NEAL	2:00.822	13:11:34.261	5	Peugeot 106 Rallye
8	Andrew NEAL	2:00.730	13:15:36.048	7	Peugeot 106 Rallye

Leader History

NO	NAME	FROM LAP	LAPS LED	DISTANCE	VEHICLE
8	Andrew NEAL	1	8	21.53 miles	Peugeot 106 Rallye

BRSCC Race Day - Oulton Park International - 19th June 2021

Track Attack Race Club

RACE 2 - STATISTICS

CLASS : 250

1 Starters

Fastest Lap History

NO	NAME	LAP TIME	TIME OF DAY	LAP	VEHICLE
15	Tony MARKHAM	2:12.033	13:05:38.601	2	Honda Civic Type R
15	Tony MARKHAM	2:05.882	13:07:44.484	3	Honda Civic Type R
15	Tony MARKHAM	2:04.133	13:14:00.822	6	Honda Civic Type R

Leader History

NO	NAME	FROM LAP	LAPS LED	DISTANCE	VEHICLE
15	Tony MARKHAM	1	8	21.53 miles	Honda Civic Type R

BRSCC Race Day - Oulton Park International - 19th June 2021

Track Attack Race Club

RACE 2 - STATISTICS

CLASS : GTi

7 Starters

Fastest Lap History

NO	NAME	LAP TIME	TIME OF DAY	LAP	VEHICLE
54	Carl POWELL	2:09.487	13:05:43.977	2	Peugeot 206 GTi Cup
25	Matt ANDERSON	2:09.176	13:14:31.637	6	Peugeot 206 GTi

Leader History

NO	NAME	FROM LAP	LAPS LED	DISTANCE	VEHICLE
54	Carl POWELL	1	8	21.53 miles	Peugeot 206 GTi Cup

BRSCC Race Day - Oulton Park International - 19th June 2021

Track Attack Race Club

RACE 2 - STATISTICS

CLASS : TTE

1 Starters

Fastest Lap History

NO	NAME	LAP TIME	TIME OF DAY	LAP	VEHICLE
96	David MYCOCK	2:04.356	13:05:27.628	2	Renault Clio 182
96	David MYCOCK	2:03.637	13:07:31.264	3	Renault Clio 182
96	David MYCOCK	2:02.940	13:11:38.059	5	Renault Clio 182
96	David MYCOCK	2:02.566	13:15:43.723	7	Renault Clio 182
96	David MYCOCK	2:02.337	13:17:46.061	8	Renault Clio 182

Leader History

NO	NAME	FROM LAP	LAPS LED	DISTANCE	VEHICLE
96	David MYCOCK	1	8	21.53 miles	Renault Clio 182

BRSCC Race Day - Oulton Park International - 19th June 2021

Track Attack Race Club

RACE 2 - STATISTICS

CLASS : 200

1 Starters


Fastest Lap History

NO	NAME	LAP TIME	TIME OF DAY	LAP	VEHICLE
179	Mark SPENCE	2:08.620	13:05:42.061	2	Mazda RX-7
179	Mark SPENCE	2:08.185	13:07:50.249	3	Mazda RX-7
179	Mark SPENCE	2:06.433	13:09:56.682	4	Mazda RX-7
179	Mark SPENCE	2:06.326	13:12:03.008	5	Mazda RX-7
179	Mark SPENCE	2:05.650	13:14:08.657	6	Mazda RX-7

Leader History

NO	NAME	FROM LAP	LAPS LED	DISTANCE	VEHICLE
179	Mark SPENCE	1	8	21.53 miles	Mazda RX-7

BRSCC Race Day - Oulton Park International - 19th June 2021
Track Attack Race Club
RACE 7 - GRID (15 minutes)

ROW 17	33	2 4:26.845 Ken LARK	34	36 4:45.206 Willem VERHAAK	
ROW 16		31	70 13:13.030 Donald DEWAR	32	88 10:29.343 FRANKLAND
ROW 15	29	75 14:36.984 Robert BUCKLAND	30	6 14:53.984 Chris ADAMS	
ROW 14		27	141 16:01.908 Kevin HOUGHTON	28	18 16:10.626 Craig WALKER
ROW 13	25	55 15:38.257 Will POWELL	26	74 15:43.189 Samuel WHATLEY	
ROW 12		23	25 17:43.652 Matt ANDERSON	24	27 17:45.245 Stewart CHEESMAN
ROW 11	21	54 17:37.965 Carl POWELL	22	85 17:42.222 Philip O'HALLORAN	
ROW 10		19	11 17:03.480 Michael BLAND	20	179 17:12.367 Mark SPENCE
ROW 9	17	44 17:02.514 Charlie HEATLEY	18	15 17:02.809 Tony MARKHAM	
ROW 8		15	73 16:53.612 Nick SANDERSON	16	118 16:55.761 Richard WALKER
ROW 7	13	96 16:37.235 David MYCOCK	14	333 16:53.442 Mark SHEPHERD	
ROW 6		11	84 16:33.323 Tim MOLL	12	12 16:33.664 Geoff PRINCE
ROW 5	9	77 16:18.755 Brian ROBERTS	10	8 16:27.998 Andrew NEAL	
ROW 4		7	1 16:06.930 Tony HUNTER	8	9 16:13.375 Matthew HOLLIER
ROW 3	5	400 16:03.602 Simon TOMLINSON	6	199 16:04.687 Tony ABSOLOM	
ROW 2		3	78 15:45.168 Mike NASH	4	14 15:52.408 Nick GWINNETT
ROW 1	1	211 15:36.604 Chris SOUTHCOTT	2	62 15:44.499 Steve SIMPSON	
Pole					
					

These results are provisional until the conclusion of any judicial and technical matters.

 Oulton Park International
 Circuit Length = 2.6920 miles

Clerk Of Course : Graham Lindley	Stewards :	Timekeeper : Eric Cowcill
----------------------------------	------------	---------------------------

 Results can be found at www.tsl-timing.com

Printed - 13:23 Saturday, 19 June 2021

BRSCC Race Day - Oulton Park International - 19th June 2021
Track Attack Race Club
RACE 7 - CLASSIFICATION

POS	NO	CL	PIC NAME	ENTRY	LAPS	TIME	GAP	DIFF	MPH	BEST	ON
1	211	TTA	1 Chris SOUTHCOTT	Peugeot 205	8	15:29.909			83.37	1:54.103	7
2	62	TTA	2 Steve SIMPSON	Peugeot 206 GTi	8	15:30.958	1.049	1.049	83.28	1:54.999	5
3	78	DMC	1 Mike NASH	Seat Supercopa	8	15:58.147	28.238	27.189	80.91	1:57.052	4
4	14	TTA	3 Nick GWINNETT	Renault Clio	8	16:06.080	36.171	7.933	80.25	1:57.869	3
5	400	DMC	2 Simon TOMLINSON	VW Golf	8	16:09.713	39.804	3.633	79.95	1:57.216	3
6	199	DMC	3 Tony ABSOLOM	VW Golf Mk2	8	16:13.406	43.497	3.693	79.64	1:59.001	2
7	1	TTA	4 Tony HUNTER	Renault Clio	8	16:13.678	43.769	0.272	79.62	1:58.921	4
8	75	TTA	5 Robert BUCKLAND	Renault Clio 172	8	16:14.911	45.002	1.233	79.52	1:56.580	8
9	8	TTC	1 Andrew NEAL	Peugeot 106 Rallye	8	16:15.015	45.106	0.104	79.51	2:00.196	8
10	9	TTB	1 Matthew HOLLIER	Renault Clio	8	16:16.689	46.780	1.674	79.38	2:00.203	5
11	77	DMC	4 Brian ROBERTS	VW Golf GTi Mk5	8	16:40.915	1:11.006	24.226	77.45	2:02.449	7
12	96	TTE	1 David MYCOCK	Renault Clio 182	8	16:42.264	1:12.355	1.349	77.35	2:03.353	8
13	15	250	1 Tony MARKHAM	Honda Civic Type R	8	16:50.690	1:20.781	8.426	76.71	2:02.046	8
14	333	DMC	5 Mark SHEPHERD	VW Vento VR6	8	16:54.003	1:24.094	3.313	76.45	2:04.024	8
15	73	DMC	6 Nick SANDERSON	Seat Leon Supercopa	8	16:54.907	1:24.998	0.904	76.39	2:02.912	6
16	6	DMC	7 Chris ADAMS	VW Golf	8	16:56.480	1:26.571	1.573	76.27	2:02.965	6
17	118	DMC	8 Richard WALKER	Mini Cooper S	8	16:57.176	1:27.267	0.696	76.22	2:04.916	7
18	44	DMC	9 Charlie HEATLEY	Mini Cooper S	8	16:57.298	1:27.389	0.122	76.21	2:04.676	7
19	179	200	1 Mark SPENCE	Mazda RX-7	8	17:03.265	1:33.356	5.967	75.76	2:03.972	8
20	11	TTA	6 Michael BLAND	Peugeot 306	8	17:31.061	2:01.152	27.796	73.76	2:06.353	7
21	54	GTi	1 Carl POWELL	Peugeot 206 GTi Cup	8	17:41.288	2:11.379	10.227	73.05	2:08.994	4
22	25	GTi	2 Matt ANDERSON	Peugeot 206 GTi	7	15:31.583	1 Lap	1 Lap	72.82	2:09.760	6
23	85	DMC	10 Philip O'HALLORAN	Audi TT	7	15:33.557	1 Lap	1.974	72.66	2:11.003	7
24	27	GTi	3 Stewart CHEESMAN	Peugeot 206 GTi Cup	7	15:34.380	1 Lap	0.823	72.60	2:09.729	6
25	55	GTi	4 Will POWELL	Peugeot 206 GTi Cup	7	15:35.204	1 Lap	0.824	72.53	2:09.289	7
26	74	GTi	5 Samuel WHATLEY	Peugeot 206 GTi Cup	7	15:42.627	1 Lap	7.423	71.96	2:11.746	6
27	141	GTi	6 Kevin HOUGHTON	Peugeot 206 GTi	7	15:59.457	1 Lap	16.830	70.70	2:13.176	7
28	18	GTi	7 Craig WALKER	Peugeot 206 GTi Cup	7	16:03.572	1 Lap	4.115	70.40	2:14.514	5

NOT CLASSIFIED

DNF	12	DMC	Geoff PRINCE	VW Scirocco	1	2:44.227	7 Laps	6 Laps	59.01		
DNF	70	DMC	Donald DEWAR	VW Golf Mk1 GTi	0						
DNF	2	DMC	Ken LARK	VW Corrado	0						

FASTEST LAP

211	TTA	Chris SOUTHCOTT	Peugeot 205	7	1:54.103	84.93 mph	136.68 kph
78	DMC	Mike NASH	Seat Supercopa	4	1:57.052	82.79 mph	133.24 kph
8	TTC	Andrew NEAL	Peugeot 106 Rallye	8	2:00.196	80.62 mph	129.76 kph
9	TTB	Matthew HOLLIER	Renault Clio	5	2:00.203	80.62 mph	129.75 kph
15	250	Tony MARKHAM	Honda Civic Type R	8	2:02.046	79.40 mph	127.79 kph
96	TTE	David MYCOCK	Renault Clio 182	8	2:03.353	78.56 mph	126.43 kph
179	200	Mark SPENCE	Mazda RX-7	8	2:03.972	78.17 mph	125.80 kph
54	GTi	Carl POWELL	Peugeot 206 GTi Cup	4	2:08.994	75.12 mph	120.90 kph

Oulton Park International: 2.6920 miles

Race Distance: 8 Laps / 21.53 miles

Start: 16:42 Flag 16:57 End: 17:00

Weather / Track : Bright / Dry
These results are provisional until the conclusion of any judicial and technical matters.

Clerk Of Course : Graham Lindley	Stewards :	Timekeeper : Eric Cowcill
----------------------------------	------------	---------------------------

 Results can be found at www.tsl-timing.com

Printed - 17:02 Saturday, 19 June 2021

BRSCC Race Day - Oulton Park International - 19th June 2021

Track Attack Race Club

RACE 7 - LAP CHART

LAP 1 @ 16:44:16.023			LAP 2 @ 16:46:11.824			LAP 3 @ 16:48:07.459			LAP 4 @ 16:50:02.378			LAP 5 @ 16:51:57.806		
NO	BEHIND	LAP TIME	NO	BEHIND	LAP TIME	NO	BEHIND	LAP TIME	NO	BEHIND	LAP TIME	NO	BEHIND	LAP TIME
211		2:02.372	211		1:55.801	211		1:55.635	211		1:54.919	211		1:55.428
62	0.843	2:03.215	62	0.654	1:55.612	62	0.419	1:55.400	62	0.778	1:55.278	62	0.349	1:54.999
78	5.169	2:07.541	78	7.517	1:58.149	78	9.103	1:57.221	78	11.236	1:57.052	78	14.295	1:58.487
199	5.660	2:08.032	199	8.860	1:59.001	14	11.685	1:57.869	14	14.957	1:58.191	14	18.880	1:59.351
14	6.559	2:08.931	14	9.451	1:58.693	199	13.864	2:00.639	199	19.375	2:00.430	400	27.243	2:02.876
8	7.942	2:10.314	400	12.699	1:59.814	400	14.280	1:57.216	400	19.795	2:00.434	199	28.495	2:04.548
1	8.242	2:10.614	8	13.521	2:01.380	8	18.652	2:00.766	1	23.230	1:58.921	1	29.009	2:01.207
400	8.686	2:11.058	1	13.646	2:01.205	1	19.228	2:01.217	8	24.288	2:00.555	8	29.676	2:00.816
9	8.959	2:11.331	9	14.641	2:01.483	9	21.197	2:02.191	9	26.892	2:00.614	9	31.667	2:00.203
96	10.788	2:13.160	96	20.144	2:05.157	96	28.647	2:04.138	75	36.884	1:58.454	75	39.697	1:58.241
333	12.247	2:14.619	77	23.348	2:06.709	77	30.341	2:02.628	96	37.869	2:04.141	96	46.339	2:03.898
77	12.440	2:14.812	333	23.443	2:06.997	75	33.349	1:59.859	77	39.256	2:03.834	77	46.624	2:02.796
44	14.181	2:16.553	44	24.374	2:05.994	333	33.561	2:05.753	44	45.272	2:06.086	333	56.229	2:05.971
118	14.670	2:17.042	118	24.868	2:05.999	44	34.105	2:05.366	333	45.686	2:07.044	44	56.253	2:06.409
15	15.030	2:17.402	15	25.389	2:06.160	118	34.926	2:05.693	118	45.914	2:05.907	118	56.618	2:06.132
179	17.598	2:19.970	75	29.125	2:01.199	15	35.197	2:05.443	15	46.335	2:06.057	15	56.931	2:06.024
85	21.670	2:24.042	179	30.017	2:08.220	179	41.084	2:06.702	73	52.388	2:04.171	73	1:00.803	2:03.843
73	22.570	2:24.942	73	32.471	2:05.702	73	43.136	2:06.300	6	53.100	2:04.431	6	1:01.480	2:03.808
74	23.652	2:26.024	6	32.859	2:04.791	6	43.588	2:06.364	179	55.386	2:09.221	179	1:05.665	2:05.707
75	23.727	2:26.099	85	37.647	2:11.778	85	53.593	2:11.581	54	1:09.598	2:08.994	54	1:24.169	2:09.999
6	23.869	2:26.241	74	40.390	2:12.539	54	55.523	2:09.662	85	1:09.792	2:11.118	11	1:25.747	2:11.147
25	25.031	2:27.403	25	40.606	2:11.376	25	55.549	2:10.578	11	1:10.028	2:07.790	85	1:27.270	2:12.906
27	26.751	2:29.123	54	41.496	2:10.235	11	57.157	2:10.115	25	1:11.294	2:10.664	25	1:27.697	2:11.831
141	26.908	2:29.280	27	42.652	2:11.702	74	58.840	2:14.085	27	1:14.403	2:10.142	27	1:29.066	2:10.091
54	27.062	2:29.434	11	42.677	2:11.028	27	59.180	2:12.163	74	1:17.365	2:13.444	55	1:32.408	2:09.668
11	27.450	2:29.822	55	46.322	2:12.946	55	1:02.119	2:11.432	55	1:18.168	2:10.968	74	1:34.334	2:12.397
55	29.177	2:31.549	141	49.364	2:18.257	141	1:08.723	2:14.994	141	1:27.533	2:13.729	141	1:47.040	2:14.935
18	30.175	2:32.547	18	50.691	2:16.317	18	1:10.561	2:15.505	18	1:30.170	2:14.528	18	1:49.256	2:14.514
12	41.855	2:44.227 P												

Weather / Track : Bright / Dry

Oulton Park International
Circuit Length = 2.6920 miles
Start: 16:42 Flag 16:57 End: 17:00

BRSCC Race Day - Oulton Park International - 19th June 2021

Track Attack Race Club

RACE 7 - LAP CHART

LAP 6 @ 16:53:52.993			LAP 7 @ 16:55:47.096			LAP 8 @ 16:57:43.560		
NO	BEHIND	LAP TIME	NO	BEHIND	LAP TIME	NO	BEHIND	LAP TIME
211		1:55.187	211		1:54.103	211		1:56.464
62	0.421	1:55.259	62	1.957	1:55.639	62	1.049	1:55.556
78	18.807	1:59.699	141	1 Lap	2:15.086	25	1 Lap	2:09.971
14	23.507	1:59.814	18	1 Lap	2:14.827	85	1 Lap	2:11.003
400	30.689	1:58.633	78	23.700	1:58.996	27	1 Lap	2:11.430
199	33.558	2:00.250	14	31.886	2:02.482	55	1 Lap	2:09.289
1	34.043	2:00.221	400	35.473	1:58.887	74	1 Lap	2:12.392
8	34.825	2:00.336	199	39.528	2:00.073	78	28.238	2:01.002
9	36.778	2:00.298	1	39.886	1:59.946	141	1 Lap	2:13.176
75	42.035	1:57.525	8	41.374	2:00.652	18	1 Lap	2:15.334
96	55.745	2:04.593	9	42.958	2:00.283	14	36.171	2:00.749
77	55.865	2:04.428	75	44.886	1:56.954	400	39.804	2:00.795
333	1:05.742	2:04.700	77	1:04.211	2:02.449	199	43.497	2:00.433
15	1:06.025	2:04.281	96	1:05.466	2:03.824	1	43.769	2:00.347
44	1:06.990	2:05.924	15	1:15.199	2:03.277	75	45.002	1:56.580
118	1:07.174	2:05.743	333	1:16.534	2:04.895	8	45.106	2:00.196
73	1:08.528	2:02.912	44	1:17.563	2:04.676	9	46.780	2:00.286
6	1:09.258	2:02.965	118	1:17.987	2:04.916	77	1:11.006	2:03.259
179	1:15.318	2:04.840	73	1:18.389	2:03.964	96	1:12.355	2:03.353
11	1:37.936	2:07.376	6	1:18.792	2:03.637	15	1:20.781	2:02.046
54	1:39.220	2:10.238	179	1:25.848	2:04.633	333	1:24.094	2:04.024
25	1:42.270	2:09.760	11	1:50.186	2:06.353	73	1:24.998	2:03.073
85	1:43.212	2:11.129	54	1:55.817	2:10.700	6	1:26.571	2:04.243
27	1:43.608	2:09.729				118	1:27.267	2:05.744
55	1:46.573	2:09.352				44	1:27.389	2:06.290
74	1:50.893	2:11.746				179	1:33.356	2:03.972
						11	2:01.152	2:07.430
						54	2:11.379	2:12.026

Weather / Track : Bright / Dry

BRSCC Race Day - Oulton Park International - 19th June 2021

Track Attack Race Club

RACE 7 - LAP ANALYSIS

DIFF = Difference To Personal Best Lap

P1 211 Chris SOUTHCOTT				
LAP	LAP TIME	DIFF	MPH	TIME OF DAY
1 -	2:02.372	8.269	79.19	16:44:16.023
2 -	1:55.801	1.698	83.68	16:46:11.824
3 -	1:55.635	1.532	83.80	16:48:07.459
4 -	1:54.919 (2)	0.816	84.33	16:50:02.378
5 -	1:55.428	1.325	83.95	16:51:57.806
6 -	1:55.187 (3)	1.084	84.13	16:53:52.993
7 -	1:54.103 (1)		84.93	16:55:47.096
8 -	1:56.464	2.361	83.21	16:57:43.560

P2 62 Steve SIMPSON				
LAP	LAP TIME	DIFF	MPH	TIME OF DAY
1 -	2:03.215	8.216	78.65	16:44:16.866
2 -	1:55.612	0.613	83.82	16:46:12.478
3 -	1:55.400	0.401	83.98	16:48:07.878
4 -	1:55.278 (3)	0.279	84.06	16:50:03.156
5 -	1:54.999 (1)		84.27	16:50:18.155
6 -	1:55.259 (2)	0.260	84.08	16:53:53.414
7 -	1:55.639	0.640	83.80	16:55:49.053
8 -	1:55.556	0.557	83.86	16:57:44.609

P3 78 Mike NASH				
LAP	LAP TIME	DIFF	MPH	TIME OF DAY
1 -	2:07.541	10.489	75.98	16:44:21.192
2 -	1:58.149 (3)	1.097	82.02	16:46:19.341
3 -	1:57.221 (2)	0.169	82.67	16:48:16.562
4 -	1:57.052 (1)		82.79	16:50:13.614
5 -	1:58.487	1.435	81.79	16:52:12.101
6 -	1:59.699	2.647	80.96	16:54:11.800
7 -	1:58.996	1.944	81.44	16:56:10.796
8 -	2:01.002	3.950	80.09	16:58:11.798

P4 14 Nick GWINNETT				
LAP	LAP TIME	DIFF	MPH	TIME OF DAY
1 -	2:08.931	11.062	75.16	16:44:22.582
2 -	1:58.693 (3)	0.824	81.65	16:46:21.275
3 -	1:57.869 (1)		82.22	16:48:19.144
4 -	1:58.191 (2)	0.322	81.99	16:50:17.335
5 -	1:59.351	1.482	81.20	16:52:16.686
6 -	1:59.814	1.945	80.88	16:54:16.500
7 -	2:02.482	4.613	79.12	16:56:18.982
8 -	2:00.749	2.880	80.25	16:58:19.731

P5 400 Simon TOMLINSON				
LAP	LAP TIME	DIFF	MPH	TIME OF DAY
1 -	2:11.058	13.842	73.94	16:44:24.709
2 -	1:59.814	2.598	80.88	16:46:24.523
3 -	1:57.216 (1)		82.67	16:48:21.739
4 -	2:00.434	3.218	80.46	16:50:22.173
5 -	2:02.876	5.660	78.87	16:52:25.049
6 -	1:58.633 (2)	1.417	81.69	16:54:23.682
7 -	1:58.887 (3)	1.671	81.51	16:56:22.569
8 -	2:00.795	3.579	80.22	16:58:23.364

P6 199 Tony ABSOLOM				
LAP	LAP TIME	DIFF	MPH	TIME OF DAY
1 -	2:08.032	9.031	75.69	16:44:21.683
2 -	1:59.001 (1)		81.43	16:46:20.684

DIFF = Difference To Personal Best Lap

3 -	2:00.639	1.638	80.33	16:48:21.323
4 -	2:00.430	1.429	80.47	16:50:21.753
5 -	2:04.548	5.547	77.81	16:52:26.301
6 -	2:00.250 (3)	1.249	80.59	16:54:26.551
7 -	2:00.073 (2)	1.072	80.71	16:56:26.624
8 -	2:00.433	1.432	80.47	16:58:27.057

P7 1 Tony HUNTER				
LAP	LAP TIME	DIFF	MPH	TIME OF DAY
1 -	2:10.614	11.693	74.19	16:44:24.265
2 -	2:01.205	2.284	79.95	16:46:25.470
3 -	2:01.217	2.296	79.95	16:48:26.687
4 -	1:58.921 (1)		81.49	16:50:25.608
5 -	2:01.207	2.286	79.95	16:52:26.815
6 -	2:00.221 (3)	1.300	80.61	16:54:27.036
7 -	1:59.946 (2)	1.025	80.79	16:56:26.982
8 -	2:00.347	1.426	80.52	16:58:27.329

P8 75 Robert BUCKLAND				
LAP	LAP TIME	DIFF	MPH	TIME OF DAY
1 -	2:26.099	29.519	66.33	16:44:39.750
2 -	2:01.199	4.619	79.96	16:46:40.949
3 -	1:59.859	3.279	80.85	16:48:40.808
4 -	1:58.454	1.874	81.81	16:50:39.262
5 -	1:58.241	1.661	81.96	16:52:37.503
6 -	1:57.525 (3)	0.945	82.46	16:54:35.028
7 -	1:56.954 (2)	0.374	82.86	16:56:31.982
8 -	1:56.580 (1)		83.13	16:58:28.562

P9 8 Andrew NEAL				
LAP	LAP TIME	DIFF	MPH	TIME OF DAY
1 -	2:10.314	10.118	74.36	16:44:23.965
2 -	2:01.380	1.184	79.84	16:46:25.345
3 -	2:00.766	0.570	80.24	16:48:26.111
4 -	2:00.555 (3)	0.359	80.38	16:50:26.666
5 -	2:00.816	0.620	80.21	16:52:27.482
6 -	2:00.336 (2)	0.140	80.53	16:54:27.818
7 -	2:00.652	0.456	80.32	16:56:28.470
8 -	2:00.196 (1)		80.62	16:58:28.666

P10 9 Matthew HOLLIER				
LAP	LAP TIME	DIFF	MPH	TIME OF DAY
1 -	2:11.331	11.128	73.79	16:44:24.982
2 -	2:01.483	1.280	79.77	16:46:26.465
3 -	2:02.191	1.988	79.31	16:48:28.656
4 -	2:00.614	0.411	80.34	16:50:29.270
5 -	2:00.203 (1)		80.62	16:52:29.473
6 -	2:00.298	0.095	80.56	16:54:29.771
7 -	2:00.283 (2)	0.080	80.57	16:56:30.054
8 -	2:00.286 (3)	0.083	80.56	16:58:30.340

P11 77 Brian ROBERTS				
LAP	LAP TIME	DIFF	MPH	TIME OF DAY
1 -	2:14.812	12.363	71.88	16:44:28.463
2 -	2:06.709	4.260	76.48	16:46:35.172
3 -	2:02.628 (2)	0.179	79.03	16:48:37.800
4 -	2:03.834	1.385	78.26	16:50:41.634
5 -	2:02.796 (3)	0.347	78.92	16:52:44.430
6 -	2:04.428	1.979	77.88	16:54:48.858
7 -	2:02.449 (1)		79.14	16:56:51.307

Oulton Park International
 Circuit Length = 2.6920 miles
 Start: 16:42 Flag 16:57 End: 17:00

Weather / Track : Bright / Dry

BRSCC Race Day - Oulton Park International - 19th June 2021

Track Attack Race Club

RACE 7 - LAP ANALYSIS

DIFF = Difference To Personal Best Lap

8 - 2:03.259 0.810 78.62 16:58:54.566

P12 96 David MYCOCK				
LAP	LAP TIME	DIFF	MPH	TIME OF DAY
1 -	2:13.160	9.807	72.77	16:44:26.811
2 -	2:05.157	1.804	77.43	16:46:31.968
3 -	2:04.138	0.785	78.06	16:48:36.106
4 -	2:04.141	0.788	78.06	16:50:40.247
5 -	2:03.898 (3)	0.545	78.22	16:52:44.145
6 -	2:04.593	1.240	77.78	16:54:48.738
7 -	2:03.824 (2)	0.471	78.26	16:56:52.562
8 -	2:03.353 (1)		78.56	16:58:55.915

P13 15 Tony MARKHAM				
LAP	LAP TIME	DIFF	MPH	TIME OF DAY
1 -	2:17.402	15.356	70.53	16:44:31.053
2 -	2:06.160	4.114	76.81	16:46:37.213
3 -	2:05.443	3.397	77.25	16:48:42.656
4 -	2:06.057	4.011	76.88	16:50:48.713
5 -	2:06.024	3.978	76.90	16:52:54.737
6 -	2:04.281 (3)	2.235	77.97	16:54:59.018
7 -	2:03.277 (2)	1.231	78.61	16:57:02.295
8 -	2:02.046 (1)		79.40	16:59:04.341

P14 333 Mark SHEPHERD				
LAP	LAP TIME	DIFF	MPH	TIME OF DAY
1 -	2:14.619	10.595	71.99	16:44:28.270
2 -	2:06.997	2.973	76.31	16:46:35.267
3 -	2:05.753	1.729	77.06	16:48:41.020
4 -	2:07.044	3.020	76.28	16:50:48.064
5 -	2:05.971	1.947	76.93	16:52:54.035
6 -	2:04.700 (2)	0.676	77.71	16:54:58.735
7 -	2:04.895 (3)	0.871	77.59	16:57:03.630
8 -	2:04.024 (1)		78.14	16:59:07.654

P15 73 Nick SANDERSON				
LAP	LAP TIME	DIFF	MPH	TIME OF DAY
1 -	2:24.942	22.030	66.86	16:44:38.593
2 -	2:05.702	2.790	77.09	16:46:44.295
3 -	2:06.300	3.388	76.73	16:48:50.595
4 -	2:04.171	1.259	78.04	16:50:54.766
5 -	2:03.843 (3)	0.931	78.25	16:52:58.609
6 -	2:02.912 (1)		78.84	16:55:01.521
7 -	2:03.964	1.052	78.17	16:57:05.485
8 -	2:03.073 (2)	0.161	78.74	16:59:08.558

P16 6 Chris ADAMS				
LAP	LAP TIME	DIFF	MPH	TIME OF DAY
1 -	2:26.241	23.276	66.26	16:44:39.892
2 -	2:04.791	1.826	77.66	16:46:44.683
3 -	2:06.364	3.399	76.69	16:48:51.047
4 -	2:04.431	1.466	77.88	16:50:55.478
5 -	2:03.808 (3)	0.843	78.27	16:52:59.286
6 -	2:02.965 (1)		78.81	16:55:02.251
7 -	2:03.637 (2)	0.672	78.38	16:57:05.888
8 -	2:04.243	1.278	78.00	16:59:10.131

DIFF = Difference To Personal Best Lap

P17 118 Richard WALKER				
LAP	LAP TIME	DIFF	MPH	TIME OF DAY
1 -	2:17.042	12.126	70.71	16:44:30.693
2 -	2:05.999	1.083	76.91	16:46:36.692
3 -	2:05.693 (2)	0.777	77.10	16:48:42.385
4 -	2:05.907	0.991	76.97	16:50:48.292
5 -	2:06.132	1.216	76.83	16:52:54.424
6 -	2:05.743 (3)	0.827	77.07	16:55:00.167
7 -	2:04.916 (1)		77.58	16:57:05.083
8 -	2:05.744	0.828	77.07	16:59:10.827

P18 44 Charlie HEATLEY				
LAP	LAP TIME	DIFF	MPH	TIME OF DAY
1 -	2:16.553	11.877	70.97	16:44:30.204
2 -	2:05.994	1.318	76.91	16:46:36.198
3 -	2:05.366 (2)	0.690	77.30	16:48:41.564
4 -	2:06.086	1.410	76.86	16:50:47.650
5 -	2:06.409	1.733	76.66	16:52:54.059
6 -	2:05.924 (3)	1.248	76.96	16:54:59.983
7 -	2:04.676 (1)		77.73	16:57:04.659
8 -	2:06.290	1.614	76.73	16:59:10.949

P19 179 Mark SPENCE				
LAP	LAP TIME	DIFF	MPH	TIME OF DAY
1 -	2:19.970	15.998	69.23	16:44:33.621
2 -	2:08.220	4.248	75.58	16:46:41.841
3 -	2:06.702	2.730	76.48	16:48:48.543
4 -	2:09.221	5.249	74.99	16:50:57.764
5 -	2:05.707	1.735	77.09	16:53:03.471
6 -	2:04.840 (3)	0.868	77.62	16:55:08.311
7 -	2:04.633 (2)	0.661	77.75	16:57:12.944
8 -	2:03.972 (1)		78.17	16:59:16.916

P20 11 Michael BLAND				
LAP	LAP TIME	DIFF	MPH	TIME OF DAY
1 -	2:29.822	23.469	64.68	16:44:43.473
2 -	2:11.028	4.675	73.96	16:46:54.501
3 -	2:10.115	3.762	74.48	16:49:04.616
4 -	2:07.790	1.437	75.83	16:51:12.406
5 -	2:11.147	4.794	73.89	16:53:23.553
6 -	2:07.376 (2)	1.023	76.08	16:55:30.929
7 -	2:06.353 (1)		76.70	16:57:37.282
8 -	2:07.430 (3)	1.077	76.05	16:59:44.712

P21 54 Carl POWELL				
LAP	LAP TIME	DIFF	MPH	TIME OF DAY
1 -	2:29.434	20.440	64.85	16:44:43.085
2 -	2:10.235	1.241	74.41	16:46:53.320
3 -	2:09.662 (2)	0.668	74.74	16:49:02.982
4 -	2:08.994 (1)		75.12	16:51:11.976
5 -	2:09.999 (3)	1.005	74.54	16:53:21.975
6 -	2:10.238	1.244	74.41	16:55:32.213
7 -	2:10.700	1.706	74.14	16:57:42.913
8 -	2:12.026	3.032	73.40	16:59:54.939

P22 25 Matt ANDERSON				
LAP	LAP TIME	DIFF	MPH	TIME OF DAY
1 -	2:27.403	17.643	65.74	16:44:41.054
2 -	2:11.376	1.616	73.76	16:46:52.430

Oulton Park International
 Circuit Length = 2.6920 miles
 Start: 16:42 Flag 16:57 End: 17:00

Weather / Track : Bright / Dry

BRSCC Race Day - Oulton Park International - 19th June 2021

Track Attack Race Club

RACE 7 - LAP ANALYSIS

DIFF = Difference To Personal Best Lap

3 -	2:10.578 (3)	0.818	74.21	16:49:03.008
4 -	2:10.664	0.904	74.16	16:51:13.672
5 -	2:11.831	2.071	73.51	16:53:25.503
6 -	2:09.760 (1)		74.68	16:55:35.263
7 -	2:09.971 (2)	0.211	74.56	16:57:45.234

P23 85 Philip O'HALLORAN

LAP	LAP TIME	DIFF	MPH	TIME OF DAY
1 -	2:24.042	13.039	67.28	16:44:37.693
2 -	2:11.778	0.775	73.54	16:46:49.471
3 -	2:11.581	0.578	73.65	16:49:01.052
4 -	2:11.118 (2)	0.115	73.91	16:51:12.170
5 -	2:12.906	1.903	72.91	16:53:25.076
6 -	2:11.129 (3)	0.126	73.90	16:55:36.205
7 -	2:11.003 (1)		73.97	16:57:47.208

P24 27 Stewart CHEESMAN

LAP	LAP TIME	DIFF	MPH	TIME OF DAY
1 -	2:29.123	19.394	64.98	16:44:42.774
2 -	2:11.702	1.973	73.58	16:46:54.476
3 -	2:12.163	2.434	73.32	16:49:06.639
4 -	2:10.142 (3)	0.413	74.46	16:51:16.781
5 -	2:10.091 (2)	0.362	74.49	16:53:26.872
6 -	2:09.729 (1)		74.70	16:55:36.601
7 -	2:11.430	1.701	73.73	16:57:48.031

P25 55 Will POWELL

LAP	LAP TIME	DIFF	MPH	TIME OF DAY
1 -	2:31.549	22.260	63.94	16:44:45.200
2 -	2:12.946	3.657	72.89	16:46:58.146
3 -	2:11.432	2.143	73.73	16:49:09.578
4 -	2:10.968	1.679	73.99	16:51:20.546
5 -	2:09.668 (3)	0.379	74.73	16:53:30.214
6 -	2:09.352 (2)	0.063	74.92	16:55:39.566
7 -	2:09.289 (1)		74.95	16:57:48.855

P26 74 Samuel WHATLEY

LAP	LAP TIME	DIFF	MPH	TIME OF DAY
1 -	2:26.024	14.278	66.36	16:44:39.675
2 -	2:12.539	0.793	73.12	16:46:52.214
3 -	2:14.085	2.339	72.27	16:49:06.299
4 -	2:13.444	1.698	72.62	16:51:19.743
5 -	2:12.397 (3)	0.651	73.19	16:53:32.140
6 -	2:11.746 (1)		73.56	16:55:43.886
7 -	2:12.392 (2)	0.646	73.20	16:57:56.278

P27 141 Kevin HOUGHTON

LAP	LAP TIME	DIFF	MPH	TIME OF DAY
1 -	2:29.280	16.104	64.92	16:44:42.931
2 -	2:18.257	5.081	70.09	16:47:01.188
3 -	2:14.994	1.818	71.79	16:49:16.182
4 -	2:13.729 (2)	0.553	72.46	16:51:29.911
5 -	2:14.935 (3)	1.759	71.82	16:53:44.846
6 -	2:15.086	1.910	71.74	16:55:59.932
7 -	2:13.176 (1)		72.77	16:58:13.108

P28 18 Craig WALKER

LAP	LAP TIME	DIFF	MPH	TIME OF DAY
1 -	2:32.547	18.033	63.52	16:44:46.198

DIFF = Difference To Personal Best Lap

2 -	2:16.317	1.803	71.09	16:47:02.515
3 -	2:15.505	0.991	71.51	16:49:18.020
4 -	2:14.528 (2)	0.014	72.03	16:51:32.548
5 -	2:14.514 (1)		72.04	16:53:47.062
6 -	2:14.827 (3)	0.313	71.87	16:56:01.889
7 -	2:15.334	0.820	71.61	16:58:17.223

P29 12 Geoff PRINCE

LAP	LAP TIME	DIFF	MPH	TIME OF DAY
1 -	2:44.227 P		59.01	16:44:57.878

Weather / Track : Bright / Dry

Oulton Park International
Circuit Length = 2.6920 miles
Start: 16:42 Flag 16:57 End: 17:00

BRSCC Race Day - Oulton Park International - 19th June 2021

Track Attack Race Club

RACE 7 - STATISTICS

Competitors Started 30
Planned Start 2021-06-19 @ 16:30:00.000
Actual Start 2021-06-19 @ 16:42:13.650
Finish Time 2021-06-19 @ 16:57:43.559
Track Length 2.6920mi.
Total Laps 218
Total Distance Covered 586.8622mi.

Session Fastest Lap History

NO	CL	NAME	LAP TIME	TIME OF DAY	LAP	VEHICLE
211	TTA	Chris SOUTHCOTT	1:55.801	16:46:11.837	2	Peugeot 205
62	TTA	Steve SIMPSON	1:55.612	16:46:12.489	2	Peugeot 206 GTi
62	TTA	Steve SIMPSON	1:55.400	16:48:07.890	3	Peugeot 206 GTi
211	TTA	Chris SOUTHCOTT	1:54.919	16:50:02.392	4	Peugeot 205
211	TTA	Chris SOUTHCOTT	1:54.103	16:55:47.110	7	Peugeot 205

Session Leader History

NO	CL	NAME	FROM LAP	LAPS LED	DISTANCE	VEHICLE
211	TTA	Chris SOUTHCOTT	1	8	21.53 miles	Peugeot 205

Flag History

TYPE	TIME OF DAY
GREEN	16:42:13.650
FINISH	16:57:43.559

Flag Statistics

TYPE	COUNT	TOTAL LAPS	TOTAL TIME
Green	1	8	17:51.900
Red	0	0	0.000
Safety Car	0	0	0.000
FCY	0	0	0.000

BRSCC Race Day - Oulton Park International - 19th June 2021

Track Attack Race Club

RACE 7 - STATISTICS

CLASS : TTA

6 Starters

Fastest Lap History

NO	NAME	LAP TIME	TIME OF DAY	LAP	VEHICLE
211	Chris SOUTHCOTT	1:55.801	16:46:11.837	2	Peugeot 205
62	Steve SIMPSON	1:55.612	16:46:12.489	2	Peugeot 206 GTi
62	Steve SIMPSON	1:55.400	16:48:07.890	3	Peugeot 206 GTi
211	Chris SOUTHCOTT	1:54.919	16:50:02.392	4	Peugeot 205
211	Chris SOUTHCOTT	1:54.103	16:55:47.110	7	Peugeot 205

Leader History

NO	NAME	FROM LAP	LAPS LED	DISTANCE	VEHICLE
211	Chris SOUTHCOTT	1	8	21.53 miles	Peugeot 205

BRSCC Race Day - Oulton Park International - 19th June 2021

Track Attack Race Club

RACE 7 - STATISTICS

CLASS : DMC

12 Starters

Fastest Lap History

NO	NAME	LAP TIME	TIME OF DAY	LAP	VEHICLE
78	Mike NASH	1:58.149	16:46:19.362	2	Seat Supercopa
78	Mike NASH	1:57.221	16:48:16.583	3	Seat Supercopa
400	Simon TOMLINSON	1:57.216	16:48:21.755	3	VW Golf
78	Mike NASH	1:57.052	16:50:13.635	4	Seat Supercopa

Leader History

NO	NAME	FROM LAP	LAPS LED	DISTANCE	VEHICLE
78	Mike NASH	1	8	21.53 miles	Seat Supercopa

BRSCC Race Day - Oulton Park International - 19th June 2021

Track Attack Race Club

RACE 7 - STATISTICS

CLASS : TTB

1 Starters

Fastest Lap History

NO	NAME	LAP TIME	TIME OF DAY	LAP	VEHICLE
9	Matthew HOLLIER	2:01.483	16:46:26.498	2	Renault Clio
9	Matthew HOLLIER	2:00.614	16:50:29.303	4	Renault Clio
9	Matthew HOLLIER	2:00.203	16:52:29.506	5	Renault Clio

Leader History

NO	NAME	FROM LAP	LAPS LED	DISTANCE	VEHICLE
9	Matthew HOLLIER	1	8	21.53 miles	Renault Clio

BRSCC Race Day - Oulton Park International - 19th June 2021

Track Attack Race Club

RACE 7 - STATISTICS

CLASS : TTC

1 Starters

Fastest Lap History

NO	NAME	LAP TIME	TIME OF DAY	LAP	VEHICLE
8	Andrew NEAL	2:01.380	16:46:25.360	2	Peugeot 106 Rallye
8	Andrew NEAL	2:00.766	16:48:26.124	3	Peugeot 106 Rallye
8	Andrew NEAL	2:00.555	16:50:26.681	4	Peugeot 106 Rallye
8	Andrew NEAL	2:00.336	16:54:27.832	6	Peugeot 106 Rallye
8	Andrew NEAL	2:00.196	16:58:28.666	8	Peugeot 106 Rallye

Leader History

NO	NAME	FROM LAP	LAPS LED	DISTANCE	VEHICLE
8	Andrew NEAL	1	8	21.53 miles	Peugeot 106 Rallye

BRSCC Race Day - Oulton Park International - 19th June 2021

Track Attack Race Club

RACE 7 - STATISTICS

CLASS : 250

1 Starters

Fastest Lap History

NO	NAME	LAP TIME	TIME OF DAY	LAP	VEHICLE
15	Tony MARKHAM	2:06.160	16:46:37.230	2	Honda Civic Type R
15	Tony MARKHAM	2:05.443	16:48:42.673	3	Honda Civic Type R
15	Tony MARKHAM	2:04.281	16:54:59.035	6	Honda Civic Type R
15	Tony MARKHAM	2:03.277	16:57:02.312	7	Honda Civic Type R
15	Tony MARKHAM	2:02.046	16:59:04.359	8	Honda Civic Type R

Leader History

NO	NAME	FROM LAP	LAPS LED	DISTANCE	VEHICLE
15	Tony MARKHAM	1	8	21.53 miles	Honda Civic Type R

BRSCC Race Day - Oulton Park International - 19th June 2021

Track Attack Race Club

RACE 7 - STATISTICS

CLASS : GTi

7 Starters

Fastest Lap History

NO	NAME	LAP TIME	TIME OF DAY	LAP	VEHICLE
74	Samuel WHATLEY	2:12.539	16:46:52.235	2	Peugeot 206 GTi Cup
25	Matt ANDERSON	2:11.376	16:46:52.452	2	Peugeot 206 GTi
54	Carl POWELL	2:10.235	16:46:53.340	2	Peugeot 206 GTi Cup
54	Carl POWELL	2:09.662	16:49:03.004	3	Peugeot 206 GTi Cup
54	Carl POWELL	2:08.994	16:51:11.997	4	Peugeot 206 GTi Cup

Leader History

NO	NAME	FROM LAP	LAPS LED	DISTANCE	VEHICLE
74	Samuel WHATLEY	1	2	5.38 miles	Peugeot 206 GTi Cup
54	Carl POWELL	3	6	16.15 miles	Peugeot 206 GTi Cup

BRSCC Race Day - Oulton Park International - 19th June 2021

Track Attack Race Club

RACE 7 - STATISTICS

CLASS : TTE

1 Starters

Fastest Lap History

NO	NAME	LAP TIME	TIME OF DAY	LAP	VEHICLE
96	David MYCOCK	2:05.157	16:46:31.987	2	Renault Clio 182
96	David MYCOCK	2:04.138	16:48:36.125	3	Renault Clio 182
96	David MYCOCK	2:03.898	16:52:44.163	5	Renault Clio 182
96	David MYCOCK	2:03.824	16:56:52.581	7	Renault Clio 182
96	David MYCOCK	2:03.353	16:58:55.937	8	Renault Clio 182

Leader History

NO	NAME	FROM LAP	LAPS LED	DISTANCE	VEHICLE
96	David MYCOCK	1	8	21.53 miles	Renault Clio 182

BRSCC Race Day - Oulton Park International - 19th June 2021

Track Attack Race Club

RACE 7 - STATISTICS

CLASS : 200

1 Starters

Fastest Lap History

NO	NAME	LAP TIME	TIME OF DAY	LAP	VEHICLE
179	Mark SPENCE	2:08.220	16:46:41.848	2	Mazda RX-7
179	Mark SPENCE	2:06.702	16:48:48.549	3	Mazda RX-7
179	Mark SPENCE	2:05.707	16:53:03.479	5	Mazda RX-7
179	Mark SPENCE	2:04.840	16:55:08.318	6	Mazda RX-7
179	Mark SPENCE	2:04.633	16:57:12.948	7	Mazda RX-7
179	Mark SPENCE	2:03.972	16:59:16.923	8	Mazda RX-7

Leader History

NO	NAME	FROM LAP	LAPS LED	DISTANCE	VEHICLE
179	Mark SPENCE	1	8	21.53 miles	Mazda RX-7