



RACINGLINE VOLKSWAGEN AUDI RACING CHAMPIONSHIP



BRSCC Season Opener
Brands Hatch Indy
11th / 12th April 2026



SPORTS TIMING
TIMING SOLUTIONS LTD

Timing & Results Provided by Timing Solutions Ltd

www.tsl-timing.com



BrandsHatch

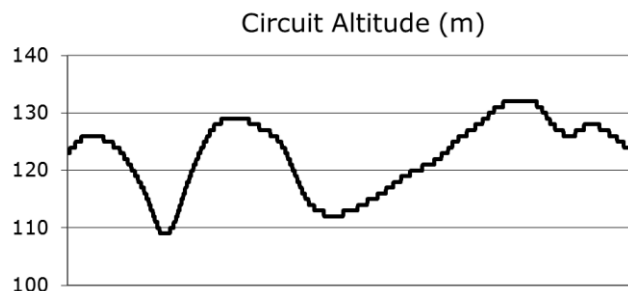
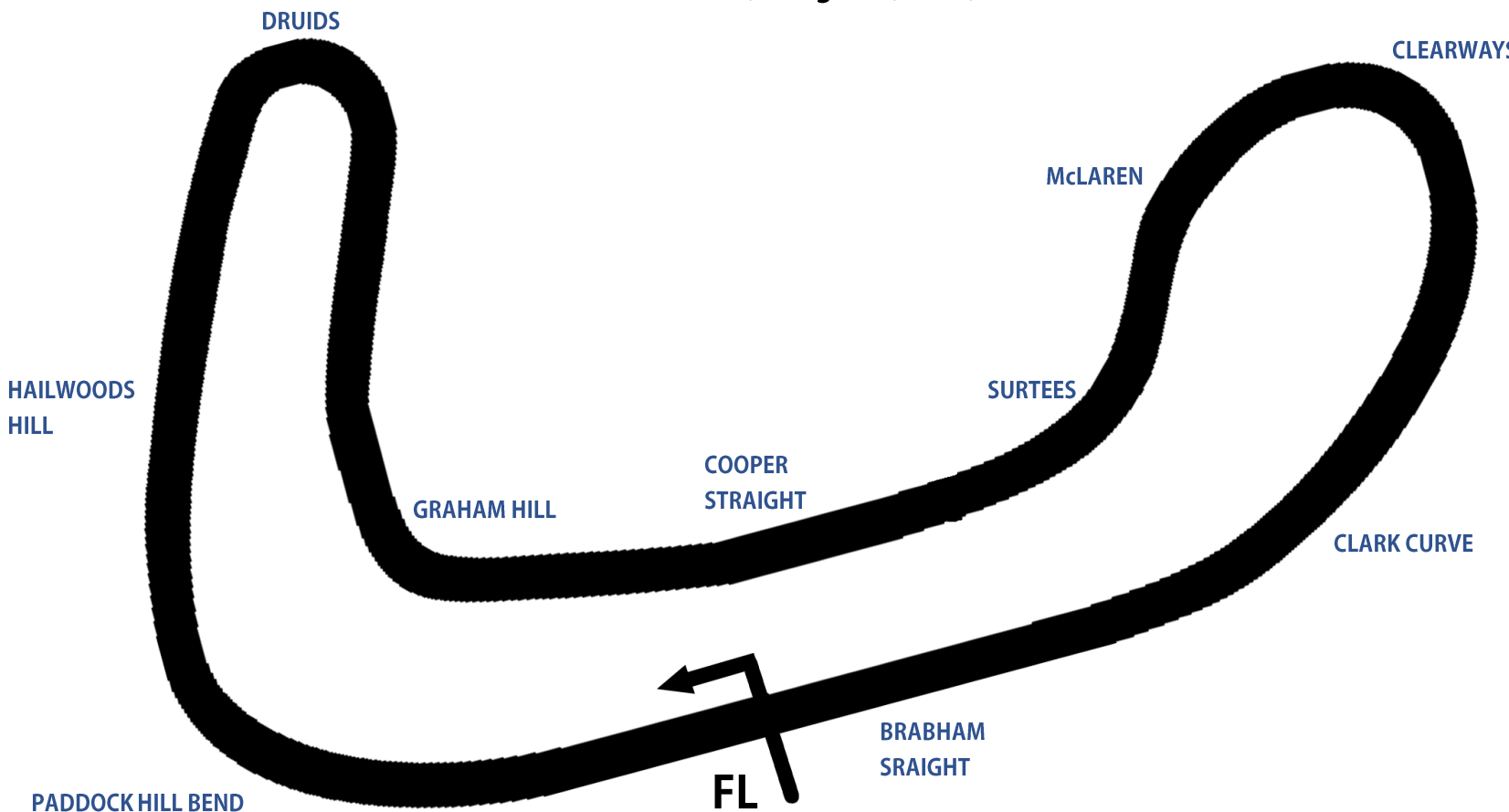
Brands Hatch Indy Circuit

Fawkham, Longfield, Kent, UK



SPORTS TIMING

TIMING SOLUTIONS LTD



Length	1.2079 miles 1.944 km 1944.0 m		
FL		51.36032 N	0.26032 E
Pit Entry	1669m	51.35911 N	0.25743 E
Pit Exit	26m after FL	51.36017 N	0.26051 E
Pit Entry - Pit Exit	277m, 19.9s @ 50kph, 16.6s @ 60kph		

RacingLine VW Audi Racing Championship

QUALIFYING - RACE 1 - CLASSIFICATION

POS	NO	CL	PIC	NAME	ENTRY	TIME	ON	LAPS	GAP	DIFF	MPH
1	56	Modified	1	David LAWRENCE	Seat Leon cupra	51.950	6	13			83.70
2	55	Modified	2	Paul RODDISON	Seat Cupra	52.074	11	17	0.124	0.124	83.50
3	75*	TT Cup	1	Oliver DEVINE-KING	Audi TT	53.723	6	10	1.773	1.649	80.94
4	23	Modified	3	Tim EVANS	Audi tt	53.731	11	15	1.781	0.008	80.93
5	22*	TT Cup	2	Ross STONER	Audi TT	53.908	10	15	1.958	0.177	80.66
6	40	TT Cup	3	Joe WEAVER	Audi TT Cup	54.088	10	15	2.138	0.180	80.39
7	33	TT Cup (G)	1	Patrick BOOTH	Audi TT	54.128	13	16	2.178	0.040	80.33
8	46	Modified	4	Paul DUNNINGHAM	Audi S3	54.173	13	16	2.223	0.045	80.27
9	18	Modified	5	Carey LEWIS	Vw golf mk5 gti	54.373	13	16	2.423	0.200	79.97
10	7	Modified	6	John WYATT	Vw golf mk5 GTI	54.408	13	14	2.458	0.035	79.92
11	333	Classic	1	Mark SHEPHERD	VW GOLF	54.832	7	10	2.882	0.424	79.30
12	58	Modified	7	Paul HOGGINS	Audi TT	54.849	13	16	2.899	0.017	79.28
13	6*	Classic	2	Chris ADAMS	Golf gti	55.023	15	15	3.073	0.174	79.03
14	24	Production	1	Jonathan HALLIWELL	VW Scirocco	55.290	15	16	3.340	0.267	78.65
15	42	Production	2	Dawn BUTCHER	Golf Gti mk5	57.332	12	14	5.382	2.042	75.84
16	15	Modified	8	Christopher GARNHAM	Audi A3 FWD	57.589	12	15	5.639	0.257	75.51
17	53	Modified	9	Steven WATSON	VW Scirocco	57.978	7	14	6.028	0.389	75.00

QUALIFYING LAPTIME (110.0% of 53.723) = 59.095

* Cars 6 & 75 - Please fit a working transponder, NCR 12.6.2.2 refers.
No. 22 - 2 Lap times disallowed; exceeding track limits.

Weather / Track : Cloudy / Dry

These results are provisional until the conclusion of any judicial and technical matters.

Date: 11/04/2026 Start: 09:00 Finish: 09:15

Brands Hatch Indy: 1.2079 miles

Clerk Of Course: Kyle Jackson

Timekeeper: Rob Cook



Results can be found at www.tsl-timing.com

Printed - 09:25 Saturday, 11 April 2026



RacingLine VW Audi Racing Championship

QUALIFYING - RACE 1 - LAP ANALYSIS

DIFF = Difference To Personal Best Lap, P = In Pit Lane, D = Time Disallowed

P1 56 David LAWRENCE				
LAP	LAP TIME	MPH	DIFF	TIME OF DAY
1 -	1:08.700	63.29	16.750	09:01:50.598
2 -	59.371	73.24	7.421	09:02:49.969
3 -	57.341	75.83	5.391	09:03:47.310
4 -	53.914	80.65	1.964	09:04:41.224
5 -	52.108 (2)	83.45	0.158	09:05:33.332
6 -	51.950 (1)	83.70		09:06:25.282
7 -	3:14.197 P	22.39	2:22.247	09:09:39.479
8 -	1:19.251	54.87	27.301	09:10:58.730
9 -	1:01.101	71.17	9.151	09:11:59.831
10 -	54.056	80.44	2.106	09:12:53.887
11 -	1:03.966	67.98	12.016	09:13:57.853
12 -	53.227	81.69	1.277	09:14:51.080
13 -	53.054 (3)	81.96	1.104	09:15:44.134

P2 55 Paul RODDISON				
LAP	LAP TIME	MPH	DIFF	TIME OF DAY
1 -	1:04.672	67.24	12.598	09:01:18.769
2 -	1:00.876	71.43	8.802	09:02:19.645
3 -	55.594	78.22	3.520	09:03:15.239
4 -	53.614	81.10	1.540	09:04:08.853
5 -	54.663	79.55	2.589	09:05:03.516
6 -	52.874	82.24	0.800	09:05:56.390
7 -	56.109	77.50	4.035	09:06:52.499
8 -	52.815	82.33	0.741	09:07:45.314
9 -	53.569	81.17	1.495	09:08:38.883
10 -	53.105	81.88	1.031	09:09:31.988
11 -	52.074 (1)	83.50		09:10:24.062
12 -	52.734 (3)	82.46	0.660	09:11:16.796
13 -	53.933	80.62	1.859	09:12:10.729
14 -	52.899	82.20	0.825	09:13:03.628
15 -	52.274 (2)	83.18	0.200	09:13:55.902
16 -	52.774	82.40	0.700	09:14:48.676
17 -	53.128	81.85	1.054	09:15:41.804

P3 75 Oliver DEVINE-KING				
LAP	LAP TIME	MPH	DIFF	TIME OF DAY
1 -	59.891	72.60	6.168	09:02:31.162
2 -	57.237	75.97	3.514	09:03:28.399
3 -	54.820	79.32	1.097	09:04:23.219
4 -	53.777 (2)	80.86	0.054	09:05:16.996
5 -	57.790	75.24	4.067	09:06:14.786
6 -	53.723 (1)	80.94		09:07:08.509
7 -	3:06.645 P	23.29	2:12.922	09:10:15.154
8 -	58.871	73.86	5.148	09:11:14.026
9 -	54.546 (3)	79.72	0.823	09:12:08.572
10 -	2:14.925 P	32.22	1:21.202	09:14:23.497

P4 23 Tim EVANS				
LAP	LAP TIME	MPH	DIFF	TIME OF DAY
1 -	1:04.928	66.97	11.197	09:01:17.927
2 -	58.737	74.03	5.006	09:02:16.664
3 -	56.363	77.15	2.632	09:03:13.027
4 -	55.355	78.55	1.624	09:04:08.382
5 -	55.327	78.59	1.596	09:05:03.709
6 -	54.889	79.22	1.158	09:05:58.598
7 -	55.735	78.02	2.004	09:06:54.333
8 -	54.140	80.32	0.409	09:07:48.473
9 -	54.757	79.41	1.026	09:08:43.230
10 -	55.345	78.57	1.614	09:09:38.575
11 -	53.731 (1)	80.93		09:10:32.306

DIFF = Difference To Personal Best Lap, P = In Pit Lane, D = Time Disallowed

12 -	2:16.132 P	31.94	1:22.401	09:12:48.438
13 -	1:00.036	72.43	6.305	09:13:48.474
14 -	54.009 (2)	80.51	0.278	09:14:42.483
15 -	54.092 (3)	80.39	0.361	09:15:36.575

P5 22 Ross STONER				
LAP	LAP TIME	MPH	DIFF	TIME OF DAY
1 -	58.895	73.83	4.987	09:02:40.531
2 -	56.162	77.42	2.254	09:03:36.693
3 -	55.027 D	79.02	1.119	09:04:31.720
4 -	54.700	79.49	0.792	09:05:26.420
5 -	54.464	79.84	0.556	09:06:20.884
6 -	54.164	80.28	0.256	09:07:15.048
7 -	54.043 (3)	80.46	0.135	09:08:09.091
8 -	53.935 (2)	80.62	0.027	09:09:03.026
9 -	54.255	80.15	0.347	09:09:57.281
10 -	53.908 (1)	80.66		09:10:51.189
11 -	56.662	76.74	2.754	09:11:47.851
12 -	54.112	80.36	0.204	09:12:41.963
13 -	54.117	80.35	0.209	09:13:36.080
14 -	54.289	80.10	0.381	09:14:30.369
15 -	54.282	80.11	0.374	09:15:24.651

P6 40 Joe WEAVER				
LAP	LAP TIME	MPH	DIFF	TIME OF DAY
1 -	1:03.223	68.78	9.135	09:01:20.884
2 -	56.944	76.36	2.856	09:02:17.828
3 -	57.537	75.57	3.449	09:03:15.365
4 -	55.580	78.24	1.492	09:04:10.945
5 -	54.637	79.59	0.549	09:05:05.582
6 -	54.337	80.03	0.249	09:05:59.919
7 -	2:24.759 P	30.04	1:30.671	09:08:24.678
8 -	56.706	76.68	2.618	09:09:21.384
9 -	54.283 (2)	80.10	0.195	09:10:15.667
10 -	54.088 (1)	80.39		09:11:09.755
11 -	59.999	72.47	5.911	09:12:09.754
12 -	54.301 (3)	80.08	0.213	09:13:04.055
13 -	54.969	79.11	0.881	09:13:59.024
14 -	58.267	74.63	4.179	09:14:57.291
15 -	54.464	79.84	0.376	09:15:51.755

P7 33 Patrick BOOTH				
LAP	LAP TIME	MPH	DIFF	TIME OF DAY
1 -	1:10.838	61.38	16.710	09:01:47.792
2 -	1:02.192	69.92	8.064	09:02:49.984
3 -	1:01.018	71.26	6.890	09:03:51.002
4 -	55.499	78.35	1.371	09:04:46.501
5 -	58.282	74.61	4.154	09:05:44.783
6 -	55.076	78.95	0.948	09:06:39.859
7 -	54.836	79.30	0.708	09:07:34.695
8 -	54.428	79.89	0.300	09:08:29.123
9 -	54.611	79.62	0.483	09:09:23.734
10 -	54.261 (2)	80.14	0.133	09:10:17.995
11 -	54.612	79.62	0.484	09:11:12.607
12 -	54.396 (3)	79.94	0.268	09:12:07.003
13 -	54.128 (1)	80.33		09:13:01.131
14 -	54.480	79.82	0.352	09:13:55.611
15 -	58.527	74.30	4.399	09:14:54.138
16 -	54.481	79.81	0.353	09:15:48.619

RacingLine VW Audi Racing Championship

QUALIFYING - RACE 1 - LAP ANALYSIS

DIFF = Difference To Personal Best Lap, P = In Pit Lane, D = Time Disallowed

P8 46 Paul DUNNINGHAM				
LAP	LAP TIME	MPH	DIFF	TIME OF DAY
1 -	1:10.596	61.59	16.423	09:01:41.544
2 -	1:06.837	65.06	12.664	09:02:48.381
3 -	1:00.318	72.09	6.145	09:03:48.699
4 -	55.815	77.91	1.642	09:04:44.514
5 -	58.211	74.70	4.038	09:05:42.725
6 -	55.003	79.06	0.830	09:06:37.728
7 -	54.586 (2)	79.66	0.413	09:07:32.314
8 -	54.702	79.49	0.529	09:08:27.016
9 -	1:00.392	72.00	6.219	09:09:27.408
10 -	54.607 (3)	79.63	0.434	09:10:22.015
11 -	54.996	79.07	0.823	09:11:17.011
12 -	1:01.561	70.63	7.388	09:12:18.572
13 -	54.173 (1)	80.27		09:13:12.745
14 -	54.848	79.28	0.675	09:14:07.593
15 -	54.688	79.51	0.515	09:15:02.281
16 -	1:03.677	68.29	9.504	09:16:05.958

P9 18 Carey LEWIS				
LAP	LAP TIME	MPH	DIFF	TIME OF DAY
1 -	1:06.619	65.27	12.246	09:01:17.151
2 -	59.294	73.33	4.921	09:02:16.445
3 -	59.620	72.93	5.247	09:03:16.065
4 -	56.477	76.99	2.104	09:04:12.542
5 -	55.807	77.92	1.434	09:05:08.349
6 -	55.347	78.56	0.974	09:06:03.696
7 -	55.345	78.57	0.972	09:06:59.041
8 -	55.226	78.74	0.853	09:07:54.267
9 -	55.604	78.20	1.231	09:08:49.871
10 -	54.980	79.09	0.607	09:09:44.851
11 -	55.119	78.89	0.746	09:10:39.970
12 -	54.971	79.10	0.598	09:11:34.941
13 -	54.373 (1)	79.97		09:12:29.314
14 -	54.897 (3)	79.21	0.524	09:13:24.211
15 -	55.380	78.52	1.007	09:14:19.591
16 -	54.641 (2)	79.58	0.268	09:15:14.232

P10 7 John WYATT				
LAP	LAP TIME	MPH	DIFF	TIME OF DAY
1 -	1:10.790	61.42	16.382	09:01:43.072
2 -	1:05.878	66.00	11.470	09:02:48.950
3 -	1:02.869	69.16	8.461	09:03:51.819
4 -	58.421	74.43	4.013	09:04:50.240
5 -	55.912	77.77	1.504	09:05:46.152
6 -	2:03.572 P	35.19	1:09.164	09:07:49.724
7 -	1:07.827	64.11	13.419	09:08:57.551
8 -	56.752	76.62	2.344	09:09:54.303
9 -	55.136	78.87	0.728	09:10:49.439
10 -	1:00.095	72.36	5.687	09:11:49.534
11 -	54.503 (2)	79.78	0.095	09:12:44.037
12 -	54.651 (3)	79.57	0.243	09:13:38.688
13 -	54.408 (1)	79.92		09:14:33.096
14 -	54.988	79.08	0.580	09:15:28.084

P11 333 Mark SHEPHERD				
LAP	LAP TIME	MPH	DIFF	TIME OF DAY
1 -	1:10.624	61.57	15.792	09:01:30.103
2 -	59.447	73.15	4.615	09:02:29.550
3 -	55.970	77.69	1.138	09:03:25.520
4 -	55.534	78.30	0.702	09:04:21.054
5 -	55.299	78.63	0.467	09:05:16.353

DIFF = Difference To Personal Best Lap, P = In Pit Lane, D = Time Disallowed

6 -	55.054 (3)	78.98	0.222	09:06:11.407
7 -	54.832 (1)	79.30		09:07:06.239
8 -	54.959 (2)	79.12	0.127	09:08:01.198
9 -	55.514	78.33	0.682	09:08:56.712
10 -	1:03.312	68.68	8.480	09:10:00.024

P12 58 Paul HOGGINS				
LAP	LAP TIME	MPH	DIFF	TIME OF DAY
1 -	1:10.773	61.44	15.924	09:01:27.524
2 -	1:02.731	69.32	7.882	09:02:30.255
3 -	1:00.280	72.14	5.431	09:03:30.535
4 -	58.463	74.38	3.614	09:04:28.998
5 -	58.051	74.91	3.202	09:05:27.049
6 -	55.934	77.74	1.085	09:06:22.983
7 -	56.518	76.94	1.669	09:07:19.501
8 -	55.877	77.82	1.028	09:08:15.378
9 -	56.178	77.40	1.329	09:09:11.556
10 -	55.992	77.66	1.143	09:10:07.548
11 -	56.009	77.64	1.160	09:11:03.557
12 -	57.683	75.38	2.834	09:12:01.240
13 -	54.849 (1)	79.28		09:12:56.089
14 -	55.377 (2)	78.52	0.528	09:13:51.466
15 -	55.650 (3)	78.14	0.801	09:14:47.116
16 -	56.125	77.48	1.276	09:15:43.241

P13 6 Chris ADAMS				
LAP	LAP TIME	MPH	DIFF	TIME OF DAY
1 -	57.453	75.68	2.430	09:02:36.774
2 -	1:11.029	61.22	16.006	09:03:47.803
3 -	55.998	77.65	0.975	09:04:43.801
4 -	58.038	74.92	3.015	09:05:41.839
5 -	56.184	77.39	1.161	09:06:38.023
6 -	55.712	78.05	0.689	09:07:33.735
7 -	55.227 (3)	78.74	0.204	09:08:28.962
8 -	55.912	77.77	0.889	09:09:24.874
9 -	55.723	78.03	0.700	09:10:20.597
10 -	55.842	77.87	0.819	09:11:16.439
11 -	55.619	78.18	0.596	09:12:12.058
12 -	55.475	78.38	0.452	09:13:07.533
13 -	55.166 (2)	78.82	0.143	09:14:02.699
14 -	55.571	78.25	0.548	09:14:58.270
15 -	55.023 (1)	79.03		09:15:53.293

P14 24 Jonathan HALLIWELL				
LAP	LAP TIME	MPH	DIFF	TIME OF DAY
1 -	1:14.032	58.73	18.742	09:01:40.788
2 -	1:04.492	67.42	9.202	09:02:45.280
3 -	59.185	73.47	3.895	09:03:44.465
4 -	59.104	73.57	3.814	09:04:43.569
5 -	57.832	75.19	2.542	09:05:41.401
6 -	57.760	75.28	2.470	09:06:39.161
7 -	56.921	76.39	1.631	09:07:36.082
8 -	56.245	77.31	0.955	09:08:32.327
9 -	56.256	77.30	0.966	09:09:28.583
10 -	55.641	78.15	0.351	09:10:24.224
11 -	55.529 (2)	78.31	0.239	09:11:19.753
12 -	55.588	78.22	0.298	09:12:15.341
13 -	55.786	77.95	0.496	09:13:11.127
14 -	55.547 (3)	78.28	0.257	09:14:06.674
15 -	55.290 (1)	78.65		09:15:01.964
16 -	55.639	78.15	0.349	09:15:57.603

RacingLine VW Audi Racing Championship

QUALIFYING - RACE 1 - LAP ANALYSIS

DIFF = Difference To Personal Best Lap, P = In Pit Lane, D = Time Disallowed

P15 42 Dawn BUTCHER				
LAP	LAP TIME	MPH	DIFF	TIME OF DAY
1 -	1:15.564	57.54	18.232	09:01:31.132
2 -	1:05.934	65.95	8.602	09:02:37.066
3 -	1:04.314	67.61	6.982	09:03:41.380
4 -	1:00.669	71.67	3.337	09:04:42.049
5 -	59.522	73.05	2.190	09:05:41.571
6 -	59.985	72.49	2.653	09:06:41.556
7 -	57.924	75.07	0.592	09:07:39.480
8 -	57.355 (2)	75.81	0.023	09:08:36.835
9 -	57.450	75.69	0.118	09:09:34.285
10 -	57.684	75.38	0.352	09:10:31.969
11 -	57.369 (3)	75.80	0.037	09:11:29.338
12 -	57.332 (1)	75.84		09:12:26.670
13 -	57.925	75.07	0.593	09:13:24.595
14 -	1:00.463	71.92	3.131	09:14:25.058

P16 15 Christopher GARNHAM				
LAP	LAP TIME	MPH	DIFF	TIME OF DAY
1 -	1:14.517	58.35	16.928	09:01:35.153
2 -	1:03.973	67.97	6.384	09:02:39.126
3 -	1:03.066	68.95	5.477	09:03:42.192
4 -	1:01.241	71.00	3.652	09:04:43.433
5 -	1:01.894	70.25	4.305	09:05:45.327
6 -	57.947	75.04	0.358	09:06:43.274
7 -	57.738 (2)	75.31	0.149	09:07:41.012
8 -	59.193	73.46	1.604	09:08:40.205
9 -	58.896	73.83	1.307	09:09:39.101
10 -	57.888 (3)	75.12	0.299	09:10:36.989
11 -	1:01.773	70.39	4.184	09:11:38.762
12 -	57.589 (1)	75.51		09:12:36.351
13 -	57.988	74.99	0.399	09:13:34.339
14 -	1:02.472	69.60	4.883	09:14:36.811
15 -	58.683	74.10	1.094	09:15:35.494

P17 53 Steven WATSON				
LAP	LAP TIME	MPH	DIFF	TIME OF DAY
1 -	1:17.280	56.27	19.302	09:01:40.218
2 -	1:09.734	62.35	11.756	09:02:49.952
3 -	1:07.887	64.05	9.909	09:03:57.839
4 -	58.884	73.85	0.906	09:04:56.723
5 -	58.652	74.14	0.674	09:05:55.375
6 -	59.614	72.94	1.636	09:06:54.989
7 -	57.978 (1)	75.00		09:07:52.967
8 -	58.376 (3)	74.49	0.398	09:08:51.343
9 -	58.718	74.05	0.740	09:09:50.061
10 -	58.446	74.40	0.468	09:10:48.507
11 -	1:21.560	53.31	23.582	09:12:10.067
12 -	1:05.503	66.38	7.525	09:13:15.570
13 -	57.990 (2)	74.98	0.012	09:14:13.560
14 -	58.418	74.43	0.440	09:15:11.978

RacingLine VW Audi Racing Championship

QUALIFYING - RACE 1 - STATISTICS

Competitors Started 17
Planned Start 2026-04-11 @ 09:00:00.000
Actual Start 2026-04-11 @ 09:00:02.453
Finish Time 2026-04-11 @ 09:15:03.808
Track Length 1.2079mi.
Total Laps 247
Total Distance Covered 298.3625mi.

Session Fastest Lap History

NO	CL	NAME	LAP TIME	TIME OF DAY	LAP	VEHICLE
18	Modified	Carey LEWIS	59.294	09:02:16.458	2	Vw golf mk5 gti
23	Modified	Tim EVANS	58.737	09:02:16.681	2	Audi tt
40	TT Cup	Joe WEAVER	56.944	09:02:17.831	2	Audi TT Cup
23	Modified	Tim EVANS	56.363	09:03:13.046	3	Audi tt
55	Modified	Paul RODDISON	55.594	09:03:15.242	3	Seat Cupra
23	Modified	Tim EVANS	55.355	09:04:08.399	4	Audi tt
55	Modified	Paul RODDISON	53.614	09:04:08.854	4	Seat Cupra
56	Modified	David LAWRENCE	52.108	09:05:33.337	5	Seat Leon cupra
56	Modified	David LAWRENCE	51.950	09:06:25.288	6	Seat Leon cupra

Flag History

TYPE	TIME OF DAY
GREEN	09:00:02.453
FINISH	09:15:03.808

Flag Statistics

TYPE	COUNT	TOTAL LAPS	TOTAL TIME
Green	1	17	16:58.988
Red	0	0	0.000
Safety Car	0	0	0.000
FCY	0	0	0.000

RacingLine VW Audi Racing Championship

QUALIFYING - RACE 1 - STATISTICS

CLASS : TT Cup

3 Starters

Fastest Lap History

NO	NAME	LAP TIME	TIME OF DAY	LAP	VEHICLE
40	Joe WEAVER	56.944	09:02:17.831	2	Audi TT Cup
22	Ross STONER	56.162	09:03:36.784	2	Audi TT
40	Joe WEAVER	55.580	09:04:10.950	4	Audi TT Cup
75	Oliver DEVINE-KING	54.820	09:04:23.219	3	Audi TT
40	Joe WEAVER	54.637	09:05:05.588	5	Audi TT Cup
75	Oliver DEVINE-KING	53.777	09:05:16.996	4	Audi TT
75	Oliver DEVINE-KING	53.723	09:07:08.509	6	Audi TT

RacingLine VW Audi Racing Championship

QUALIFYING - RACE 1 - STATISTICS

CLASS : TT Cup (G)

1 Starters

Fastest Lap History

NO	NAME	LAP TIME	TIME OF DAY	LAP	VEHICLE
33	Patrick BOOTH	1:02.192	09:02:49.984	2	Audi TT
33	Patrick BOOTH	1:01.018	09:03:51.017	3	Audi TT
33	Patrick BOOTH	55.499	09:04:46.513	4	Audi TT
33	Patrick BOOTH	55.076	09:06:39.872	6	Audi TT
33	Patrick BOOTH	54.836	09:07:34.708	7	Audi TT
33	Patrick BOOTH	54.428	09:08:29.136	8	Audi TT
33	Patrick BOOTH	54.261	09:10:18.008	10	Audi TT
33	Patrick BOOTH	54.128	09:13:01.145	13	Audi TT

RacingLine VW Audi Racing Championship

QUALIFYING - RACE 1 - STATISTICS

CLASS : Classic

2 Starters

Fastest Lap History

NO	NAME	LAP TIME	TIME OF DAY	LAP	VEHICLE
333	Mark SHEPHERD	59.447	09:02:29.562	2	VW GOLF
6	Chris ADAMS	57.453	09:02:36.774	1	Golf gti
333	Mark SHEPHERD	55.970	09:03:25.532	3	VW GOLF
333	Mark SHEPHERD	55.534	09:04:21.066	4	VW GOLF
333	Mark SHEPHERD	55.299	09:05:16.365	5	VW GOLF
333	Mark SHEPHERD	55.054	09:06:11.418	6	VW GOLF
333	Mark SHEPHERD	54.832	09:07:06.251	7	VW GOLF

RacingLine VW Audi Racing Championship

QUALIFYING - RACE 1 - STATISTICS

CLASS : Modified

9 Starters

Fastest Lap History

NO	NAME	LAP TIME	TIME OF DAY	LAP	VEHICLE
18	Carey LEWIS	59.294	09:02:16.458	2	Vw golf mk5 gti
23	Tim EVANS	58.737	09:02:16.681	2	Audi tt
23	Tim EVANS	56.363	09:03:13.046	3	Audi tt
55	Paul RODDISON	55.594	09:03:15.242	3	Seat Cupra
23	Tim EVANS	55.355	09:04:08.399	4	Audi tt
55	Paul RODDISON	53.614	09:04:08.854	4	Seat Cupra
56	David LAWRENCE	52.108	09:05:33.337	5	Seat Leon cupra
56	David LAWRENCE	51.950	09:06:25.288	6	Seat Leon cupra

RacingLine VW Audi Racing Championship

QUALIFYING - RACE 1 - STATISTICS

CLASS : Production

2 Starters

Fastest Lap History


NO	NAME	LAP TIME	TIME OF DAY	LAP	VEHICLE
42	Dawn BUTCHER	1:05.934	09:02:37.083	2	Golf Gti mk5
24	Jonathan HALLIWELL	1:04.492	09:02:45.302	2	VW Scirocco
42	Dawn BUTCHER	1:04.314	09:03:41.395	3	Golf Gti mk5
24	Jonathan HALLIWELL	59.185	09:03:44.484	3	VW Scirocco
24	Jonathan HALLIWELL	59.104	09:04:43.512	4	VW Scirocco
24	Jonathan HALLIWELL	57.832	09:05:41.418	5	VW Scirocco
24	Jonathan HALLIWELL	57.760	09:06:39.178	6	VW Scirocco
24	Jonathan HALLIWELL	56.921	09:07:36.100	7	VW Scirocco
24	Jonathan HALLIWELL	56.245	09:08:32.344	8	VW Scirocco
24	Jonathan HALLIWELL	55.641	09:10:24.165	10	VW Scirocco
24	Jonathan HALLIWELL	55.529	09:11:19.770	11	VW Scirocco
24	Jonathan HALLIWELL	55.290	09:15:01.980	15	VW Scirocco

RacingLine VW Audi Racing Championship

RACE 1 - GRID (15 minutes)

ROW 11	21	57.978	53 Steven WATSON	
ROW 10		57.332	19 42 Dawn BUTCHER	20 15 Christopher GARNHAM
ROW 9	17	55.023	6 Chris ADAMS	18 24 Jonathan HALLIWELL
ROW 8		54.832	15 333 Mark SHEPHERD	16 58 Paul HOGGINS
ROW 7	13	54.373	18 Carey LEWIS	14 7 John WYATT
ROW 6		53.731	11 23 Tim EVANS	12 46 Paul DUNNINGHAM
ROW 5	9	51.950	56 David LAWRENCE	10 55 Paul RODDISON
ROW 4	10 second delay			
ROW 3				
ROW 2		54.088	3 40 Joe WEAVER	4 33 Patrick BOOTH
ROW 1	1	53.723	75 Oliver DEVINE-KING	2 22 Ross STONER

Pole



These results are provisional until the conclusion of any judicial and technical matters.

Brands Hatch Indy: 1.2079 miles

Clerk Of Course: Kyle Jackson

Timekeeper: Rob Cook



RacingLine VW Audi Racing Championship

RACE 1 - CLASSIFICATION

Race Distance: 17 Laps / 20.53 miles

POS	NO	CL	PIC	NAME	ENTRY	LAPS	TIME	GAP	DIFF	MPH	BEST	ON	GRD	↑↓
1	55	Modified	1	Paul RODDISON	Seat Cupra	17	15:20.996			80.26	52.296	14	6	5
2	56	Modified	2	David LAWRENCE	Seat Leon cupra	17	15:22.720	1.724	1.724	80.11	52.336	9	5	3
3	40	TT Cup	1	Joe WEAVER	Audi TT Cup	17	15:33.958	12.962	11.238	79.15	53.924	13	3	0
4	75	TT Cup	2	Oliver DEVINE-KING	Audi TT	17	15:34.364	13.368	0.406	79.11	53.613	5	1	-3
5	22	TT Cup	3	Ross STONER	Audi TT	17	15:34.682	13.686	0.318	79.09	53.946	6	2	-3
6	33	TT Cup (G)	1	Patrick BOOTH	Audi TT	17	15:47.317	26.321	12.635	78.03	54.249	16	4	-2
7	23*	Modified	3	Tim EVANS	Audi tt	17	15:56.167	35.171	8.850	77.31	53.623	10	7	0
8	18	Modified	4	Carey LEWIS	Vw golf mk5 gti	17	16:02.276	41.280	6.109	76.82	54.678	13	9	1
9	6	Classic	1	Chris ADAMS	Golf gti	17	16:07.923	46.927	5.647	76.37	55.204	9	13	4
10	58	Modified	5	Paul HOGGINS	Audi TT	17	16:08.097	47.101	0.174	76.36	54.980	7	12	2
11	46	Modified	6	Paul DUNNINGHAM	Audi S3	16	15:21.287	1 Lap	1 Lap	75.52	54.241	8	8	-3
12	15	Modified	7	Christopher GARNHAM	Audi A3 FWD	16	15:32.771	1 Lap	11.484	74.59	54.525	11	16	4
13	24*	Production	1	Jonathan HALLIWELL	VW Scirocco	16	15:43.541	1 Lap	10.770	73.74	55.901	4	14	1
14	42	Production	2	Dawn BUTCHER	Golf Gti mk5	16	15:44.283	1 Lap	0.742	73.68	56.798	10	15	1

NOT CLASSIFIED

DNF	53	Modified		Steven WATSON	VW Scirocco	15	15:06.029	2 Laps	1 Lap	71.99	55.850	15	17	
DNF	7	Modified		John WYATT	Vw golf mk5 GTI	13	12:26.917	4 Laps	2 Laps	75.68	53.660	10	10	
DNF	333	Classic		Mark SHEPHERD	VW GOLF	10	9:42.163	7 Laps	3 Laps	74.69	54.904	7	11	

FASTEST LAP

55	Modified	Paul RODDISON	Seat Cupra	14	52.296	83.15 mph	133.82 kph
75	TT Cup	Oliver DEVINE-KING	Audi TT	5	53.613	81.11 mph	130.53 kph
33	TT Cup (G)	Patrick BOOTH	Audi TT	16	54.249	80.16 mph	129.00 kph
333	Classic	Mark SHEPHERD	VW GOLF	7	54.904	79.20 mph	127.46 kph
24	Production	Jonathan HALLIWELL	VW Scirocco	4	55.901	77.79 mph	125.19 kph

Cars 23 & 24 - 10 second time penalty applied for false start
Car 55 - intermittent transponder. Please check wiring

Weather / Track : Cloudy / Dry

These results are provisional until the conclusion of any judicial and technical matters.

Date: 11/04/2026 Start: 11:42 Finish: 11:58

Brands Hatch Indy: 1.2079 miles

Clerk Of Course: Suzie McNeil

Timekeeper: Rob Cook



Results can be found at www.tsl-timing.com

Printed - 11:59 Saturday, 11 April 2026



RacingLine VW Audi Racing Championship

RACE 1 - LAP CHART

LAP 1 @ 11:43:48.619			LAP 2 @ 11:44:43.215			LAP 3 @ 11:45:37.543			LAP 4 @ 11:46:31.787			LAP 5 @ 11:47:25.831		
NO	BEHIND	LAP TIME	NO	BEHIND	LAP TIME	NO	BEHIND	LAP TIME	NO	BEHIND	LAP TIME	NO	BEHIND	LAP TIME
40		1:03.308	40		54.596	40		54.328	40		54.244	40		54.044
22	0.378	1:03.686	22	1.079	55.297	22	1.158	54.407	22	1.285	54.371	22	1.549	54.308
33	0.865	1:04.173	75	3.730	54.420	75	3.406	54.004	75	3.132	53.970	75	2.701	53.613
75	3.906	1:07.214	33	4.482	58.213	33	6.731	56.577	33	7.545	55.058	55	7.736	53.382
55	9.816	1:13.124	55	9.438	54.218	55	8.959	53.849	55	8.398	53.683	56	8.180	52.722
56	10.444	1:13.752	56	10.224	54.376	56	9.312	53.416	56	9.502	54.434	33	9.248	55.747
23	11.793	1:15.101	23	12.897	55.700	23	13.313	54.744	23	13.910	54.841	23	14.037	54.171
18	14.718	1:18.026	18	16.306	56.184	18	17.819	55.841	18	19.323	55.748	18	20.700	55.421
6	15.894	1:19.202	6	17.566	56.268	6	18.892	55.654	6	20.291	55.643	6	21.872	55.625
58	16.843	1:20.151	58	18.288	56.041	58	19.773	55.813	58	21.433	55.904	58	22.630	55.241
53	18.640	1:21.948	333	19.571	55.302	333	20.577	55.334	333	21.837	55.504	333	23.547	55.754
42	18.667	1:21.975	42	22.311	58.240	42	25.815	57.832	24	27.856	55.901	24	29.880	56.068
333	18.865	1:22.173	53	22.526	58.482	24	26.199	57.085	42	29.615	58.044	7	31.829	55.117
15	21.115	1:24.423	24	23.442	56.452	53	26.982	58.784	53	30.431	57.693	42	32.478	56.907
24	21.586	1:24.894	15	23.756	57.237	15	27.220	57.792	7	30.756	57.525	53	34.801	58.414
7	23.773	1:27.081	7	24.237	55.060	7	27.475	57.566	15	31.078	58.102	15	34.989	57.955
46	30.362	1:33.670	46	33.777	58.011	46	34.156	54.707	46	34.589	54.677	46	35.394	54.849

RacingLine VW Audi Racing Championship

RACE 1 - LAP CHART

LAP 6 @ 11:48:19.971			LAP 7 @ 11:49:13.987			LAP 8 @ 11:50:08.048			LAP 9 @ 11:51:03.217			LAP 10 @ 11:51:57.516		
NO	BEHIND	LAP TIME	NO	BEHIND	LAP TIME	NO	BEHIND	LAP TIME	NO	BEHIND	LAP TIME	NO	BEHIND	LAP TIME
40		54.140	40		54.016	40		54.061	40		55.169	40		54.299
22	1.355	53.946	22	1.416	54.077	22	1.359	54.004	22	0.244	54.054	55	0.287	53.011
75	2.233	53.672	75	1.947	53.730	75	1.755	53.869	75	0.755	54.169	22	0.723	54.778
55	6.736	53.140	55	5.430	52.710	55	4.341	52.972	55	1.575	52.403	56	1.193	53.456
56	7.465	53.425	56	6.051	52.602	56	4.869	52.879	56	2.036	52.336	75	1.640	55.184
33	10.273	55.165	33	10.947	54.690	33	11.491	54.605	53	1 Lap	1:03.060	53	1 Lap	1:00.916
23	14.126	54.229	23	14.487	54.377	23	14.403	53.977	33	11.041	54.719	33	11.321	54.579
18	21.753	55.193	18	22.972	55.235	18	23.627	54.716	23	13.311	54.077	23	12.635	53.623
6	23.149	55.417	6	24.726	55.593	6	25.880	55.215	18	23.377	54.919	18	24.276	55.198
58	24.152	55.662	58	25.116	54.980	58	26.422	55.367	6	25.915	55.204	6	27.201	55.585
333	24.670	55.263	333	25.558	54.904	333	27.111	55.614	58	26.242	54.989	58	27.491	55.548
7	31.944	54.255	7	32.177	54.249	7	32.141	54.025	333	27.139	55.197	333	29.958	57.118
24	32.291	56.551	24	34.495	56.220	24	37.155	56.721	7	31.464	54.492	7	30.825	53.660
15	36.401	55.552	46	37.219	54.493	46	37.399	54.241	46	37.895	55.665	46	38.244	54.648
42	36.553	58.215	15	37.840	55.455	15	38.644	54.865	24	38.894	56.908	15	40.131	55.334
46	36.742	55.488	42	40.085	57.548	42	42.840	56.816	15	39.096	55.621	24	41.660	57.065
53	39.700	59.039	53	48.383	1:02.699				42	45.341	57.670	42	47.840	56.798

RacingLine VW Audi Racing Championship

RACE 1 - LAP CHART

LAP 11 @ 11:52:50.696			LAP 12 @ 11:53:43.015			LAP 13 @ 11:54:35.403			LAP 14 @ 11:55:27.699			LAP 15 @ 11:56:20.747		
NO	BEHIND	LAP TIME	NO	BEHIND	LAP TIME	NO	BEHIND	LAP TIME	NO	BEHIND	LAP TIME	NO	BEHIND	LAP TIME
55		52.893	55		52.319	55		52.388	55		52.296	55		53.048
56	1.094	53.081	56	1.436	52.661	56	1.572	52.524	24	1 Lap	56.216	56	1.963	52.821
40	2.302	55.482	40	4.274	54.291	42	1 Lap	57.200	56	2.190	52.914	15	1 Lap	59.101
22	2.812	55.269	75	4.973	54.283	40	5.810	53.924	40	8.064	54.550	24	1 Lap	57.935
75	3.009	54.549	22	5.447	54.954	75	6.554	53.969	75	8.988	54.730	40	9.200	54.184
33	12.755	54.614	33	15.326	54.890	22	7.066	54.007	22	9.575	54.805	75	10.024	54.084
23	13.469	54.014	23	15.512	54.362	23	17.326	54.202	42	1 Lap	58.307	22	10.802	54.275
53	1 Lap	1:00.928	53	1 Lap	57.866	33	18.779	55.841	23	19.731	54.701	42	1 Lap	56.843
18	26.576	55.480	18	29.316	55.059	53	1 Lap	56.914	33	21.529	55.046	23	20.920	54.237
6	29.310	55.289	6	32.409	55.418	18	31.606	54.678	53	1 Lap	57.301	33	23.018	54.537
58	29.671	55.360	58	32.619	55.267	6	35.448	55.427	18	34.452	55.142	53	1 Lap	56.135
7	31.730	54.085	7	33.175	53.764	58	35.926	55.695	6	39.030	55.878	18	36.416	55.012
46	40.158	55.094	46	42.382	54.543	7	36.825	56.038	58	39.191	55.561	6	41.303	55.321
15	41.476	54.525	15	45.016	55.859	46	45.132	55.138	46	48.123	55.287	58	41.632	55.489
24	45.211	56.731	24	48.905	56.013	15	50.624	57.996				46	49.750	54.675
42	51.584	56.924												

RacingLine VW Audi Racing Championship

RACE 1 - LAP CHART

LAP 16 @ 11:57:13.782			LAP 17 @ 11:58:06.307		
NO	BEHIND	LAP TIME	NO	BEHIND	LAP TIME
55		53.035	55		52.525
56	1.575	52.647	46	1 Lap	56.101
15	1 Lap	56.480	56	1.724	52.674
24	1 Lap	56.604	15	1 Lap	56.474
40	10.777	54.612	24	1 Lap	56.177
75	11.262	54.273	40	12.962	54.710
22	11.958	54.191	75	13.368	54.631
42	1 Lap	57.575	22	13.686	54.253
23	22.326	54.441	42	1 Lap	57.389
33	24.232	54.249	23	25.171	55.370
53	1 Lap	55.850	33	26.321	54.614
18	38.323	54.942	18	41.280	55.482
6	43.756	55.488	6	46.927	55.696
58	43.904	55.307	58	47.101	55.722

RacingLine VW Audi Racing Championship

RACE 1 - POSITION CHART

No	Name	Lap																		
		Pos	1	2	3	4	5	6	7	8	9	10	11	12	13	14	15	16	17	
75	DEVINE-KING	1	40	40	40	40	40	40	40	40	40	40	40	55	55	55	55	55	55	55
22	STONER	2	22	22	22	22	22	22	22	22	22	22	55	56	56	56	56	56	56	56
40	WEAVER	3	33	75	75	75	75	75	75	75	75	22	40	40	40	40	40	40	40	40
33	BOOTH	4	75	33	33	33	55	55	55	55	55	56	22	75	75	75	75	75	75	75
56	LAWRENCE	5	55	55	55	55	56	56	56	56	56	75	75	22	22	22	22	22	22	22
55	RODDISON	6	56	56	56	56	33	33	33	33	33	33	33	33	23	23	23	23	23	23
23	EVANS	7	23	23	23	23	23	23	23	23	23	23	23	23	33	33	33	33	33	33
46	DUNNINGHAM	8	18	18	18	18	18	18	18	18	18	18	18	18	18	18	18	18	18	18
18	LEWIS	9	6	6	6	6	6	6	6	6	6	6	6	6	6	6	6	6	6	6
7	WYATT	10	58	58	58	58	58	58	58	58	58	58	58	58	58	58	58	58	58	58
333	SHEPHERD	11	53	333	333	333	333	333	333	333	333	333	7	7	7	46	46	46		
58	HOGGINS	12	42	42	42	24	24	7	7	7	7	7	46	46	46	15	15	15		
6	ADAMS	13	333	53	24	42	7	24	24	24	46	46	15	15	15	24	24	24		
24	HALLIWELL	14	15	24	53	53	42	15	46	46	24	15	24	24	24	42	42	42		
42	BUTCHER	15	24	15	15	7	53	42	15	15	15	24	42	42	42	53	53			
15	GARNHAM	16	7	7	7	15	15	46	42	42	42	42	53	53	53					
53	WATSON	17	46	46	46	46	46	53	53	53	53	53								

RacingLine VW Audi Racing Championship

RACE 1 - LAP ANALYSIS

DIFF = Difference To Personal Best Lap, P = In Pit Lane, D = Time Disallowed

P1 55 Paul RODDISON				
LAP	LAP TIME	MPH	DIFF	TIME OF DAY
1 -	1:13.124	59.46	20.828	11:43:58.435
2 -	54.218	80.20	1.922	11:44:52.653
3 -	53.849	80.75	1.553	11:45:46.502
4 -	53.683	81.00	1.387	11:46:40.185
5 -	53.382	81.46	1.086	11:47:33.567
6 -	53.140	81.83	0.844	11:48:26.707
7 -	52.710	82.50	0.414	11:49:19.417
8 -	52.972	82.09	0.676	11:50:12.389
9 -	52.403	82.98	0.107	11:51:04.792
10 -	53.011	82.03	0.715	11:51:57.803
11 -	52.893	82.21	0.597	11:52:50.696
12 -	52.319 (2)	83.11	0.023	11:53:43.015
13 -	52.388 (3)	83.00	0.092	11:54:35.403
14 -	52.296 (1)	83.15		11:55:27.699
15 -	53.048	81.97	0.752	11:56:20.747
16 -	53.035	81.99	0.739	11:57:13.782
17 -	52.525	82.79	0.229	11:58:06.307

P2 56 David LAWRENCE				
LAP	LAP TIME	MPH	DIFF	TIME OF DAY
1 -	1:13.752	58.96	21.416	11:43:59.063
2 -	54.376	79.97	2.040	11:44:53.439
3 -	53.416	81.41	1.080	11:45:46.855
4 -	54.434	79.88	2.098	11:46:41.289
5 -	52.722	82.48	0.386	11:47:34.011
6 -	53.425	81.39	1.089	11:48:27.436
7 -	52.602 (3)	82.66	0.266	11:49:20.038
8 -	52.879	82.23	0.543	11:50:12.917
9 -	52.336 (1)	83.09		11:51:05.253
10 -	53.456	81.34	1.120	11:51:58.709
11 -	53.081	81.92	0.745	11:52:51.790
12 -	52.661	82.57	0.325	11:53:44.451
13 -	52.524 (2)	82.79	0.188	11:54:36.975
14 -	52.914	82.18	0.578	11:55:29.889
15 -	52.821	82.32	0.485	11:56:22.710
16 -	52.647	82.59	0.311	11:57:15.357
17 -	52.674	82.55	0.338	11:58:08.031

P3 40 Joe WEAVER				
LAP	LAP TIME	MPH	DIFF	TIME OF DAY
1 -	1:03.308	68.68	9.384	11:43:48.619
2 -	54.596	79.65	0.672	11:44:43.215
3 -	54.328	80.04	0.404	11:45:37.543
4 -	54.244	80.16	0.320	11:46:31.787
5 -	54.044 (3)	80.46	0.120	11:47:25.831
6 -	54.140	80.32	0.216	11:48:19.971
7 -	54.016 (2)	80.50	0.092	11:49:13.987
8 -	54.061	80.43	0.137	11:50:08.048
9 -	55.169	78.82	1.245	11:51:03.217
10 -	54.299	80.08	0.375	11:51:57.516
11 -	55.482	78.37	1.558	11:52:52.998
12 -	54.291	80.09	0.367	11:53:47.289
13 -	53.924 (1)	80.64		11:54:41.213
14 -	54.550	79.71	0.626	11:55:35.763
15 -	54.184	80.25	0.260	11:56:29.947
16 -	54.612	79.62	0.688	11:57:24.559
17 -	54.710	79.48	0.786	11:58:19.269

RacingLine VW Audi Racing Championship

RACE 1 - LAP ANALYSIS

DIFF = Difference To Personal Best Lap, P = In Pit Lane, D = Time Disallowed

P4 75 Oliver DEVINE-KING				
LAP	LAP TIME	MPH	DIFF	TIME OF DAY
1 -	1:07.214	64.69	13.601	11:43:52.525
2 -	54.420	79.90	0.807	11:44:46.945
3 -	54.004	80.52	0.391	11:45:40.949
4 -	53.970	80.57	0.357	11:46:34.919
5 -	53.613 (1)	81.11		11:47:28.532
6 -	53.672 (2)	81.02	0.059	11:48:22.204
7 -	53.730 (3)	80.93	0.117	11:49:15.934
8 -	53.869	80.72	0.256	11:50:09.803
9 -	54.169	80.27	0.556	11:51:03.972
10 -	55.184	78.80	1.571	11:51:59.156
11 -	54.549	79.71	0.936	11:52:53.705
12 -	54.283	80.10	0.670	11:53:47.988
13 -	53.969	80.57	0.356	11:54:41.957
14 -	54.730	79.45	1.117	11:55:36.687
15 -	54.084	80.40	0.471	11:56:30.771
16 -	54.273	80.12	0.660	11:57:25.044
17 -	54.631	79.59	1.018	11:58:19.675

P5 22 Ross STONER				
LAP	LAP TIME	MPH	DIFF	TIME OF DAY
1 -	1:03.686	68.28	9.740	11:43:48.997
2 -	55.297	78.64	1.351	11:44:44.294
3 -	54.407	79.92	0.461	11:45:38.701
4 -	54.371	79.98	0.425	11:46:33.072
5 -	54.308	80.07	0.362	11:47:27.380
6 -	53.946 (1)	80.61		11:48:21.326
7 -	54.077	80.41	0.131	11:49:15.403
8 -	54.004 (2)	80.52	0.058	11:50:09.407
9 -	54.054	80.44	0.108	11:51:03.461
10 -	54.778	79.38	0.832	11:51:58.239
11 -	55.269	78.68	1.323	11:52:53.508
12 -	54.954	79.13	1.008	11:53:48.462
13 -	54.007 (3)	80.51	0.061	11:54:42.469
14 -	54.805	79.34	0.859	11:55:37.274
15 -	54.275	80.12	0.329	11:56:31.549
16 -	54.191	80.24	0.245	11:57:25.740
17 -	54.253	80.15	0.307	11:58:19.993

P6 33 Patrick BOOTH				
LAP	LAP TIME	MPH	DIFF	TIME OF DAY
1 -	1:04.173	67.76	9.924	11:43:49.484
2 -	58.213	74.70	3.964	11:44:47.697
3 -	56.577	76.86	2.328	11:45:44.274
4 -	55.058	78.98	0.809	11:46:39.332
5 -	55.747	78.00	1.498	11:47:35.079
6 -	55.165	78.82	0.916	11:48:30.244
7 -	54.690	79.51	0.441	11:49:24.934
8 -	54.605	79.63	0.356	11:50:19.539
9 -	54.719	79.47	0.470	11:51:14.258
10 -	54.579 (3)	79.67	0.330	11:52:08.837
11 -	54.614	79.62	0.365	11:53:03.451
12 -	54.890	79.22	0.641	11:53:58.341
13 -	55.841	77.87	1.592	11:54:54.182
14 -	55.046	78.99	0.797	11:55:49.228
15 -	54.537 (2)	79.73	0.288	11:56:43.765
16 -	54.249 (1)	80.16		11:57:38.014
17 -	54.614	79.62	0.365	11:58:32.628

RacingLine VW Audi Racing Championship

RACE 1 - LAP ANALYSIS

DIFF = Difference To Personal Best Lap, P = In Pit Lane, D = Time Disallowed

P7 23 Tim EVANS				
LAP	LAP TIME	MPH	DIFF	TIME OF DAY
1 -	1:15.101	57.90	21.478	11:44:00.412
2 -	55.700	78.07	2.077	11:44:56.112
3 -	54.744	79.43	1.121	11:45:50.856
4 -	54.841	79.29	1.218	11:46:45.697
5 -	54.171	80.27	0.548	11:47:39.868
6 -	54.229	80.18	0.606	11:48:34.097
7 -	54.377	79.97	0.754	11:49:28.474
8 -	53.977 (2)	80.56	0.354	11:50:22.451
9 -	54.077	80.41	0.454	11:51:16.528
10 -	53.623 (1)	81.09		11:52:10.151
11 -	54.014 (3)	80.50	0.391	11:53:04.165
12 -	54.362	79.99	0.739	11:53:58.527
13 -	54.202	80.22	0.579	11:54:52.729
14 -	54.701	79.49	1.078	11:55:47.430
15 -	54.237	80.17	0.614	11:56:41.667
16 -	54.441	79.87	0.818	11:57:36.108
17 -	55.370	78.53	1.747	11:58:31.478

P8 18 Carey LEWIS				
LAP	LAP TIME	MPH	DIFF	TIME OF DAY
1 -	1:18.026	55.73	23.348	11:44:03.337
2 -	56.184	77.39	1.506	11:44:59.521
3 -	55.841	77.87	1.163	11:45:55.362
4 -	55.748	78.00	1.070	11:46:51.110
5 -	55.421	78.46	0.743	11:47:46.531
6 -	55.193	78.78	0.515	11:48:41.724
7 -	55.235	78.72	0.557	11:49:36.959
8 -	54.716 (2)	79.47	0.038	11:50:31.675
9 -	54.919 (3)	79.18	0.241	11:51:26.594
10 -	55.198	78.78	0.520	11:52:21.792
11 -	55.480	78.38	0.802	11:53:17.272
12 -	55.059	78.98	0.381	11:54:12.331
13 -	54.678 (1)	79.53		11:55:07.009
14 -	55.142	78.86	0.464	11:56:02.151
15 -	55.012	79.04	0.334	11:56:57.163
16 -	54.942	79.14	0.264	11:57:52.105
17 -	55.482	78.37	0.804	11:58:47.587

P9 6 Chris ADAMS				
LAP	LAP TIME	MPH	DIFF	TIME OF DAY
1 -	1:19.202	54.90	23.998	11:44:04.513
2 -	56.268	77.28	1.064	11:45:00.781
3 -	55.654	78.13	0.450	11:45:56.435
4 -	55.643	78.15	0.439	11:46:52.078
5 -	55.625	78.17	0.421	11:47:47.703
6 -	55.417	78.47	0.213	11:48:43.120
7 -	55.593	78.22	0.389	11:49:38.713
8 -	55.215 (2)	78.75	0.011	11:50:33.928
9 -	55.204 (1)	78.77		11:51:29.132
10 -	55.585	78.23	0.381	11:52:24.717
11 -	55.289 (3)	78.65	0.085	11:53:20.006
12 -	55.418	78.46	0.214	11:54:15.424
13 -	55.427	78.45	0.223	11:55:10.851
14 -	55.878	77.82	0.674	11:56:06.729
15 -	55.321	78.60	0.117	11:57:02.050
16 -	55.488	78.37	0.284	11:57:57.538
17 -	55.696	78.07	0.492	11:58:53.234

RacingLine VW Audi Racing Championship

RACE 1 - LAP ANALYSIS

DIFF = Difference To Personal Best Lap, P = In Pit Lane, D = Time Disallowed

P10 58 Paul HOGGINS				
LAP	LAP TIME	MPH	DIFF	TIME OF DAY
1 -	1:20.151	54.25	25.171	11:44:05.462
2 -	56.041	77.59	1.061	11:45:01.503
3 -	55.813	77.91	0.833	11:45:57.316
4 -	55.904	77.78	0.924	11:46:53.220
5 -	55.241 (3)	78.72	0.261	11:47:48.461
6 -	55.662	78.12	0.682	11:48:44.123
7 -	54.980 (1)	79.09		11:49:39.103
8 -	55.367	78.54	0.387	11:50:34.470
9 -	54.989 (2)	79.08	0.009	11:51:29.459
10 -	55.548	78.28	0.568	11:52:25.007
11 -	55.360	78.55	0.380	11:53:20.367
12 -	55.267	78.68	0.287	11:54:15.634
13 -	55.695	78.07	0.715	11:55:11.329
14 -	55.561	78.26	0.581	11:56:06.890
15 -	55.489	78.36	0.509	11:57:02.379
16 -	55.307	78.62	0.327	11:57:57.686
17 -	55.722	78.04	0.742	11:58:53.408

P11 46 Paul DUNNINGHAM				
LAP	LAP TIME	MPH	DIFF	TIME OF DAY
1 -	1:33.670	46.42	39.429	11:44:18.981
2 -	58.011	74.96	3.770	11:45:16.992
3 -	54.707	79.48	0.466	11:46:11.699
4 -	54.677	79.53	0.436	11:47:06.376
5 -	54.849	79.28	0.608	11:48:01.225
6 -	55.488	78.37	1.247	11:48:56.713
7 -	54.493 (2)	79.80	0.252	11:49:51.206
8 -	54.241 (1)	80.17		11:50:45.447
9 -	55.665	78.12	1.424	11:51:41.112
10 -	54.648	79.57	0.407	11:52:35.760
11 -	55.094	78.93	0.853	11:53:30.854
12 -	54.543 (3)	79.72	0.302	11:54:25.397
13 -	55.138	78.86	0.897	11:55:20.535
14 -	55.287	78.65	1.046	11:56:15.822
15 -	54.675	79.53	0.434	11:57:10.497
16 -	56.101	77.51	1.860	11:58:06.598

P12 15 Christopher GARNHAM				
LAP	LAP TIME	MPH	DIFF	TIME OF DAY
1 -	1:24.423	51.50	29.898	11:44:09.734
2 -	57.237	75.97	2.712	11:45:06.971
3 -	57.792	75.24	3.267	11:46:04.763
4 -	58.102	74.84	3.577	11:47:02.865
5 -	57.955	75.03	3.430	11:48:00.820
6 -	55.552	78.27	1.027	11:48:56.372
7 -	55.455	78.41	0.930	11:49:51.827
8 -	54.865 (2)	79.26	0.340	11:50:46.692
9 -	55.621	78.18	1.096	11:51:42.313
10 -	55.334 (3)	78.58	0.809	11:52:37.647
11 -	54.525 (1)	79.75		11:53:32.172
12 -	55.859	77.84	1.334	11:54:28.031
13 -	57.996	74.98	3.471	11:55:26.027
14 -	59.101	73.57	4.576	11:56:25.128
15 -	56.480	76.99	1.955	11:57:21.608
16 -	56.474	77.00	1.949	11:58:18.082

P13 24 Jonathan HALLIWELL				
LAP	LAP TIME	MPH	DIFF	TIME OF DAY
1 -	1:24.894	51.22	28.993	11:44:10.205
2 -	56.452	77.03	0.551	11:45:06.657

DIFF = Difference To Personal Best Lap, P = In Pit Lane, D = Time Disallowed

3 -	57.085	76.17	1.184	11:46:03.742
4 -	55.901 (1)	77.79		11:46:59.643
5 -	56.068 (3)	77.55	0.167	11:47:55.711
6 -	56.551	76.89	0.650	11:48:52.262
7 -	56.220	77.34	0.319	11:49:48.482
8 -	56.721	76.66	0.820	11:50:45.203
9 -	56.908	76.41	1.007	11:51:42.111
10 -	57.065	76.20	1.164	11:52:39.176
11 -	56.731	76.65	0.830	11:53:35.907
12 -	56.013 (2)	77.63	0.112	11:54:31.920
13 -	56.216	77.35	0.315	11:55:28.136
14 -	57.935	75.06	2.034	11:56:26.071
15 -	56.604	76.82	0.703	11:57:22.675
16 -	56.177	77.40	0.276	11:58:18.852

P14 42 Dawn BUTCHER				
LAP	LAP TIME	MPH	DIFF	TIME OF DAY
1 -	1:21.975	53.04	25.177	11:44:07.286
2 -	58.240	74.66	1.442	11:45:05.526
3 -	57.832	75.19	1.034	11:46:03.358
4 -	58.044	74.91	1.246	11:47:01.402
5 -	56.907	76.41	0.109	11:47:58.309
6 -	58.215	74.69	1.417	11:48:56.524
7 -	57.548	75.56	0.750	11:49:54.072
8 -	56.816 (2)	76.53	0.018	11:50:50.888
9 -	57.670	75.40	0.872	11:51:48.558
10 -	56.798 (1)	76.56		11:52:45.356
11 -	56.924	76.39	0.126	11:53:42.280
12 -	57.200	76.02	0.402	11:54:39.480
13 -	58.307	74.58	1.509	11:55:37.787
14 -	56.843 (3)	76.50	0.045	11:56:34.630
15 -	57.575	75.52	0.777	11:57:32.205
16 -	57.389	75.77	0.591	11:58:29.594

P15 53 Steven WATSON				
LAP	LAP TIME	MPH	DIFF	TIME OF DAY
1 -	1:21.948	53.06	26.098	11:44:07.259
2 -	58.482	74.35	2.632	11:45:05.741
3 -	58.784	73.97	2.934	11:46:04.525
4 -	57.693	75.37	1.843	11:47:02.218
5 -	58.414	74.44	2.564	11:48:00.632
6 -	59.039	73.65	3.189	11:48:59.671
7 -	1:02.699	69.35	6.849	11:50:02.370
8 -	1:03.060	68.95	7.210	11:51:05.430
9 -	1:00.916	71.38	5.066	11:52:06.346
10 -	1:00.928	71.37	5.078	11:53:07.274
11 -	57.866	75.14	2.016	11:54:05.140
12 -	56.914 (3)	76.40	1.064	11:55:02.054
13 -	57.301	75.89	1.451	11:55:59.355
14 -	56.135 (2)	77.46	0.285	11:56:55.490
15 -	55.850 (1)	77.86		11:57:51.340

P16 7 John WYATT				
LAP	LAP TIME	MPH	DIFF	TIME OF DAY
1 -	1:27.081	49.93	33.421	11:44:12.392
2 -	55.060	78.97	1.400	11:45:07.452
3 -	57.566	75.54	3.906	11:46:05.018
4 -	57.525	75.59	3.865	11:47:02.543
5 -	55.117	78.89	1.457	11:47:57.660
6 -	54.255	80.15	0.595	11:48:51.915
7 -	54.249	80.16	0.589	11:49:46.164
8 -	54.025 (3)	80.49	0.365	11:50:40.189
9 -	54.492	79.80	0.832	11:51:34.681

RacingLine VW Audi Racing Championship

RACE 1 - LAP ANALYSIS

DIFF = Difference To Personal Best Lap, P = In Pit Lane, D = Time Disallowed

10 -	53.660 (1)	81.03		11:52:28.341
11 -	54.085	80.40	0.425	11:53:22.426
12 -	53.764 (2)	80.88	0.104	11:54:16.190
13 -	56.038	77.60	2.378	11:55:12.228

P17 333 Mark SHEPHERD


LAP	LAP TIME	MPH	DIFF	TIME OF DAY
1 -	1:22.173	52.92	27.269	11:44:07.484
2 -	55.302	78.63	0.398	11:45:02.786
3 -	55.334	78.58	0.430	11:45:58.120
4 -	55.504	78.34	0.600	11:46:53.624
5 -	55.754	77.99	0.850	11:47:49.378
6 -	55.263 (3)	78.68	0.359	11:48:44.641
7 -	54.904 (1)	79.20		11:49:39.545
8 -	55.614	78.19	0.710	11:50:35.159
9 -	55.197 (2)	78.78	0.293	11:51:30.356
10 -	57.118	76.13	2.214	11:52:27.474

RacingLine VW Audi Racing Championship

RACE 5 - GRID (15 minutes)

ROW 11	21	9:42.163	333 Mark SHEPHERD	
ROW 10		15:06.029	19 53 Steven WATSON	12:26.917 20 7 John WYATT
ROW 9	17	15:43.541	24 Jonathan HALLIWELL	15:44.283 18 42 Dawn BUTCHER
ROW 8		15:21.287	15 46 Paul DUNNINGHAM	15:32.771 16 15 Christopher GARNHAM
ROW 7	13	16:07.923	6 Chris ADAMS	16:08.097 14 58 Paul HOGGINS
ROW 6		15:56.167	11 23 Tim EVANS	16:02.276 12 18 Carey LEWIS
ROW 5	9	15:20.996	55 Paul RODDISON	15:22.720 10 56 David LAWRENCE
ROW 4	10 second delay			
ROW 3				
ROW 2		15:34.682	3 22 Ross STONER	15:47.317 4 33 Patrick BOOTH
ROW 1	1	15:33.958	40 Joe WEAVER	15:34.364 2 75 Oliver DEVINE-KING

Pole



These results are provisional until the conclusion of any judicial and technical matters.

Brands Hatch Indy: 1.2079 miles

Clerk Of Course: Suzie McNeil

Timekeeper: Rob Cook



RacingLine VW Audi Racing Championship

RACE 1 - STATISTICS

Competitors Started 17
Planned Start 2026-04-11 @ 11:40:00.000
Actual Start 2026-04-11 @ 11:42:45.311
Finish Time 2026-04-11 @ 11:58:05.667
Track Length 1.2079mi.
Total Laps 272
Total Distance Covered 328.5612mi.

Session Fastest Lap History

NO	CL	NAME	LAP TIME	TIME OF DAY	LAP	VEHICLE
40	TT Cup	Joe WEAVER	1:03.308	11:43:48.624	1	Audi TT Cup
40	TT Cup	Joe WEAVER	54.596	11:44:43.221	2	Audi TT Cup
75	TT Cup	Oliver DEVINE-KING	54.420	11:44:46.965	2	Audi TT
55	Modified	Paul RODDISON	54.218	11:44:52.653	2	Seat Cupra
75	TT Cup	Oliver DEVINE-KING	54.004	11:45:40.970	3	Audi TT
55	Modified	Paul RODDISON	53.849	11:45:46.502	3	Seat Cupra
56	Modified	David LAWRENCE	53.416	11:45:46.860	3	Seat Leon cupra
55	Modified	Paul RODDISON	53.382	11:47:33.568	5	Seat Cupra
56	Modified	David LAWRENCE	52.722	11:47:34.016	5	Seat Leon cupra
55	Modified	Paul RODDISON	52.710	11:49:19.441	7	Seat Cupra
56	Modified	David LAWRENCE	52.602	11:49:20.044	7	Seat Leon cupra
55	Modified	Paul RODDISON	52.403	11:51:04.791	9	Seat Cupra
56	Modified	David LAWRENCE	52.336	11:51:05.258	9	Seat Leon cupra
55	Modified	Paul RODDISON	52.319	11:53:43.015	12	Seat Cupra
55	Modified	Paul RODDISON	52.296	11:55:27.697	14	Seat Cupra

Session Leader History

NO	CL	NAME	FROM LAP	LAPS LED	DISTANCE	VEHICLE
40	TT Cup	Joe WEAVER	1	10	12.07 miles	Audi TT Cup
55	Modified	Paul RODDISON	11	7	8.45 miles	Seat Cupra

Flag History

TYPE	TIME OF DAY
GREEN	11:42:45.311
FINISH	11:58:05.667

Flag Statistics

TYPE	COUNT	TOTAL LAPS	TOTAL TIME
Green	1	17	16:36.486
Red	0	0	0.000
Safety Car	0	0	0.000
FCY	0	0	0.000

RacingLine VW Audi Racing Championship

RACE 1 - STATISTICS

CLASS : TT Cup

3 Starters

Fastest Lap History

NO	NAME	LAP TIME	TIME OF DAY	LAP	VEHICLE
40	Joe WEAVER	1:03.308	11:43:48.624	1	Audi TT Cup
40	Joe WEAVER	54.596	11:44:43.221	2	Audi TT Cup
75	Oliver DEVINE-KING	54.420	11:44:46.965	2	Audi TT
40	Joe WEAVER	54.328	11:45:37.546	3	Audi TT Cup
75	Oliver DEVINE-KING	54.004	11:45:40.970	3	Audi TT
75	Oliver DEVINE-KING	53.970	11:46:34.940	4	Audi TT
75	Oliver DEVINE-KING	53.613	11:47:28.553	5	Audi TT

Leader History

NO	NAME	FROM LAP	LAPS LED	DISTANCE	VEHICLE
40	Joe WEAVER	1	17	20.53 miles	Audi TT Cup

RacingLine VW Audi Racing Championship

RACE 1 - STATISTICS

CLASS : TT Cup (G)

1 Starters

Fastest Lap History

NO	NAME	LAP TIME	TIME OF DAY	LAP	VEHICLE
33	Patrick BOOTH	1:04.173	11:43:49.496	1	Audi TT
33	Patrick BOOTH	58.213	11:44:47.708	2	Audi TT
33	Patrick BOOTH	56.577	11:45:44.288	3	Audi TT
33	Patrick BOOTH	55.058	11:46:39.345	4	Audi TT
33	Patrick BOOTH	54.690	11:49:24.947	7	Audi TT
33	Patrick BOOTH	54.605	11:50:19.553	8	Audi TT
33	Patrick BOOTH	54.579	11:52:08.853	10	Audi TT
33	Patrick BOOTH	54.537	11:56:43.778	15	Audi TT
33	Patrick BOOTH	54.249	11:57:38.027	16	Audi TT

Leader History

NO	NAME	FROM LAP	LAPS LED	DISTANCE	VEHICLE
33	Patrick BOOTH	1	17	20.53 miles	Audi TT

RacingLine VW Audi Racing Championship

RACE 1 - STATISTICS

CLASS : Classic

2 Starters

Fastest Lap History

NO	NAME	LAP TIME	TIME OF DAY	LAP	VEHICLE
6	Chris ADAMS	1:19.202	11:44:04.526	1	Golf gti
6	Chris ADAMS	56.268	11:45:00.794	2	Golf gti
333	Mark SHEPHERD	55.302	11:45:02.798	2	VW GOLF
333	Mark SHEPHERD	55.263	11:48:44.652	6	VW GOLF
333	Mark SHEPHERD	54.904	11:49:39.555	7	VW GOLF

Leader History

NO	NAME	FROM LAP	LAPS LED	DISTANCE	VEHICLE
6	Chris ADAMS	1	17	20.53 miles	Golf gti

RacingLine VW Audi Racing Championship

RACE 1 - STATISTICS

CLASS : Modified

9 Starters

Fastest Lap History

NO	NAME	LAP TIME	TIME OF DAY	LAP	VEHICLE
55	Paul RODDISON	1:13.124	11:43:58.437	1	Seat Cupra
55	Paul RODDISON	54.218	11:44:52.653	2	Seat Cupra
55	Paul RODDISON	53.849	11:45:46.502	3	Seat Cupra
56	David LAWRENCE	53.416	11:45:46.860	3	Seat Leon cupra
55	Paul RODDISON	53.382	11:47:33.568	5	Seat Cupra
56	David LAWRENCE	52.722	11:47:34.016	5	Seat Leon cupra
55	Paul RODDISON	52.710	11:49:19.441	7	Seat Cupra
56	David LAWRENCE	52.602	11:49:20.044	7	Seat Leon cupra
55	Paul RODDISON	52.403	11:51:04.791	9	Seat Cupra
56	David LAWRENCE	52.336	11:51:05.258	9	Seat Leon cupra
55	Paul RODDISON	52.319	11:53:43.015	12	Seat Cupra
55	Paul RODDISON	52.296	11:55:27.697	14	Seat Cupra

Leader History

NO	NAME	FROM LAP	LAPS LED	DISTANCE	VEHICLE
55	Paul RODDISON	1	17	20.53 miles	Seat Cupra

RacingLine VW Audi Racing Championship

RACE 1 - STATISTICS

CLASS : Production

2 Starters

Fastest Lap History

NO	NAME	LAP TIME	TIME OF DAY	LAP	VEHICLE
42	Dawn BUTCHER	1:21.975	11:44:07.286	1	Golf Gti mk5
42	Dawn BUTCHER	58.240	11:45:05.539	2	Golf Gti mk5
24	Jonathan HALLIWELL	56.452	11:45:06.671	2	VW Scirocco
24	Jonathan HALLIWELL	55.901	11:46:59.657	4	VW Scirocco

Leader History

NO	NAME	FROM LAP	LAPS LED	DISTANCE	VEHICLE
42	Dawn BUTCHER	1	3	3.62 miles	Golf Gti mk5
24	Jonathan HALLIWELL	4	13	15.70 miles	VW Scirocco

RacingLine VW Audi Racing Championship

RACE 5 - CLASSIFICATION - AMENDED

Race Distance: 14 Laps / 16.91 miles

POS	NO	CL	PIC	NAME	ENTRY	LAPS	TIME	GAP	DIFF	MPH	BEST	ON	GRD	↑↓
1	22	TT Cup	1	Ross STONER	Audi TT	14	15:37.424			64.94	53.928	3	3	2
2	40	TT Cup	2	Joe WEAVER	Audi TT Cup	14	15:37.906	0.482	0.482	64.91	54.240	13	1	-1
3	75	TT Cup	3	Oliver DEVINE-KING	Audi TT	14	15:38.310	0.886	0.404	64.88	53.934	13	2	-1
4	33	TT Cup (G)	1	Patrick BOOTH	Audi TT	14	15:40.146	2.722	1.836	64.75	54.596	13	4	0
5	23	Modified	1	Tim EVANS	Audi tt	14	15:40.541	3.117	0.395	64.72	54.260	8	7	2
6	46	Modified	2	Paul DUNNINGHAM	Audi S3	14	15:41.007	3.583	0.466	64.69	54.406	13	11	5
7	56*	Modified	3	David LAWRENCE	Seat Leon cupra	14	15:41.401	3.977	0.394	64.67	52.305	3	6	-1
8	18	Modified	4	Carey LEWIS	Vw golf mk5 gti	14	15:43.429	6.005	2.028	64.53	55.136	8	8	0
9	58	Modified	5	Paul HOGGINS	Audi TT	14	15:44.951	7.527	1.522	64.42	55.103	14	10	1
10	6	Classic	1	Chris ADAMS	Golf gti	14	15:45.003	7.579	0.052	64.42	55.427	6	9	-1
11	333	Classic	2	Mark SHEPHERD	VW GOLF	14	15:48.179	10.755	3.176	64.20	55.236	14	17	6
12	15	Modified	6	Christopher GARNHAM	Audi A3 FWD	14	15:48.333	10.909	0.154	64.19	55.074	14	12	0
13	24	Production	1	Jonathan HALLIWELL	VW Scirocco	14	15:53.195	15.771	4.862	63.86	55.999	14	13	0
14	7*	Modified	7	John WYATT	Vw golf mk5 GTI	14	15:55.314	17.890	2.119	63.72	53.694	7	16	2

NOT CLASSIFIED

DNF	42	Production		Dawn BUTCHER	Golf Gti mk5	7	6:59.800	7 Laps	7 Laps	72.51	56.692	6	14	
DQ	55	Modified		Paul RODDISON	Seat Cupra								5	

NOT STARTED

NS	53	Modified		Steven WATSON	VW Scirocco								15	
----	----	----------	--	---------------	-------------	--	--	--	--	--	--	--	----	--

FASTEST LAP

56	Modified	David LAWRENCE	Seat Leon cupra	3	52.305	83.13 mph	133.79 kph
22	TT Cup	Ross STONER	Audi TT	3	53.928	80.63 mph	129.77 kph
33	TT Cup (G)	Patrick BOOTH	Audi TT	13	54.596	79.65 mph	128.18 kph
333	Classic	Mark SHEPHERD	VW GOLF	14	55.236	78.72 mph	126.69 kph
24	Production	Jonathan HALLIWELL	VW Scirocco	14	55.999	77.65 mph	124.97 kph

Car 55 - Transponder intermittent. NCR 12.6.2.2 refers.
Cars 7, 56 - 10 second time penalty applied for false start
Car 55 - disqualified from race result for post race scrutineering Ch2. App8

Weather / Track : Bright / Dry

These results are provisional until the conclusion of any judicial and technical matters.

Date: 11/04/2026 Start: 14:11 Finish: 14:26

Brands Hatch Indy: 1.2079 miles

Clerk Of Course: Suzie McNeil

Timekeeper: Rob Cook



Results can be found at www.tsl-timing.com

Printed - 17:37 Saturday, 11 April 2026

RacingLine VW Audi Racing Championship

RACE 5 - CLASSIFICATION

Race Distance: 14 Laps / 16.91 miles

POS	NO	CL	PIC	NAME	ENTRY	LAPS	TIME	GAP	DIFF	MPH	BEST	ON	GRD	↑↓
1	55	Modified	1	Paul RODDISON	Seat Cupra	14	15:33.703			65.20	52.142	5	5	4
2	22	TT Cup	1	Ross STONER	Audi TT	14	15:37.424	3.721	3.721	64.94	53.928	3	3	1
3	40	TT Cup	2	Joe WEAVER	Audi TT Cup	14	15:37.906	4.203	0.482	64.91	54.240	13	1	-2
4	75	TT Cup	3	Oliver DEVINE-KING	Audi TT	14	15:38.310	4.607	0.404	64.88	53.934	13	2	-2
5	33	TT Cup (G)	1	Patrick BOOTH	Audi TT	14	15:40.146	6.443	1.836	64.75	54.596	13	4	-1
6	23	Modified	2	Tim EVANS	Audi tt	14	15:40.541	6.838	0.395	64.72	54.260	8	7	1
7	46	Modified	3	Paul DUNNINGHAM	Audi S3	14	15:41.007	7.304	0.466	64.69	54.406	13	11	4
8	56*	Modified	4	David LAWRENCE	Seat Leon cupra	14	15:41.401	7.698	0.394	64.67	52.305	3	6	-2
9	18	Modified	5	Carey LEWIS	Vw golf mk5 gti	14	15:43.429	9.726	2.028	64.53	55.136	8	8	-1
10	58	Modified	6	Paul HOGGINS	Audi TT	14	15:44.951	11.248	1.522	64.42	55.103	14	10	0
11	6	Classic	1	Chris ADAMS	Golf gti	14	15:45.003	11.300	0.052	64.42	55.427	6	9	-2
12	333	Classic	2	Mark SHEPHERD	VW GOLF	14	15:48.179	14.476	3.176	64.20	55.236	14	17	5
13	15	Modified	7	Christopher GARNHAM	Audi A3 FWD	14	15:48.333	14.630	0.154	64.19	55.074	14	12	-1
14	24	Production	1	Jonathan HALLIWELL	VW Scirocco	14	15:53.195	19.492	4.862	63.86	55.999	14	13	-1
15	7*	Modified	8	John WYATT	Vw golf mk5 GTI	14	15:55.314	21.611	2.119	63.72	53.694	7	16	1

NOT CLASSIFIED

DNF	42	Production		Dawn BUTCHER	Golf Gti mk5	7	6:59.800	7 Laps	7 Laps	72.51	56.692	6	14	
-----	----	------------	--	--------------	--------------	---	----------	--------	--------	-------	--------	---	----	--

NOT STARTED

NS	53	Modified		Steven WATSON	VW Scirocco									15
----	----	----------	--	---------------	-------------	--	--	--	--	--	--	--	--	----

FASTEST LAP

55	Modified	Paul RODDISON	Seat Cupra	5	52.142	83.39 mph	134.21 kph
22	TT Cup	Ross STONER	Audi TT	3	53.928	80.63 mph	129.77 kph
33	TT Cup (G)	Patrick BOOTH	Audi TT	13	54.596	79.65 mph	128.18 kph
333	Classic	Mark SHEPHERD	VW GOLF	14	55.236	78.72 mph	126.69 kph
24	Production	Jonathan HALLIWELL	VW Scirocco	14	55.999	77.65 mph	124.97 kph

Car 55 - Transponder intermittent. NCR 12.6.2.2 refers.
Cars 7, 56 - 10 second time penalty applied for false start

Weather / Track : Bright / Dry

These results are provisional until the conclusion of any judicial and technical matters.

Date: 11/04/2026 Start: 14:11 Finish: 14:26

Brands Hatch Indy: 1.2079 miles

Clerk Of Course: Suzie McNeil

Timekeeper: Rob Cook



Results can be found at www.tsl-timing.com

Printed - 14:29 Saturday, 11 April 2026



RacingLine VW Audi Racing Championship

RACE 5 - LAP CHART

LAP 1 @ 14:12:04.210			LAP 2 @ 14:12:58.652			LAP 3 @ 14:13:53.036			LAP 4 @ 14:14:47.702			LAP 5 @ 14:15:43.116		
NO	BEHIND	LAP TIME	NO	BEHIND	LAP TIME	NO	BEHIND	LAP TIME	NO	BEHIND	LAP TIME	NO	BEHIND	LAP TIME
40		1:01.059	40		54.442	40		54.384	40		54.666	40		55.414
22	1.008	1:02.067	22	0.899	54.333	22	0.443	53.928	22	0.255	54.478	22	0.141	55.300
75	1.520	1:02.579	75	1.524	54.446	75	1.424	54.284	75	1.054	54.296	75	0.673	55.033
33	2.128	1:03.187	33	2.842	55.156	33	3.445	54.987	56	3.416	52.670	56	1.175	53.173
56	8.891	1:09.950	56	7.491	53.042	56	5.412	52.305	33	4.286	55.507	55	2.704	52.142
23	10.896	1:11.955	55	10.406	53.430	55	8.413	52.391	55	5.976	52.229	33	4.333	55.461
55	11.418	1:12.477	23	11.678	55.224	23	12.012	54.718	23	11.875	54.529	23	11.455	54.994
18	13.023	1:14.082	18	14.527	55.946	18	15.831	55.688	46	16.738	55.176	46	16.027	54.703
46	13.461	1:14.520	46	15.011	55.992	46	16.228	55.601	18	17.408	56.243	18	17.380	55.386
58	14.181	1:15.240	6	16.293	56.380	6	17.386	55.477	6	18.498	55.778	6	19.230	56.146
6	14.355	1:15.414	58	16.477	56.738	58	18.133	56.040	58	19.063	55.596	58	19.471	55.822
333	15.877	1:16.936	333	16.847	55.412	333	18.871	56.408	333	19.828	55.623	333	20.643	56.229
15	16.112	1:17.171	15	19.289	57.619	15	21.942	57.037	15	23.716	56.440	15	24.230	55.928
24	16.803	1:17.862	24	19.831	57.470	42	22.932	57.247	7	24.681	56.008	7	24.410	55.143
42	17.234	1:18.293	42	20.069	57.277	7	23.339	57.385	42	25.031	56.765	42	26.407	56.790
7	17.485	1:18.544	7	20.338	57.295	24	23.466	58.019	24	25.905	57.105	24	26.559	56.068

RacingLine VW Audi Racing Championship

RACE 5 - LAP CHART

LAP 6 @ 14:16:37.728			LAP 7 @ 14:17:30.322			LAP 8 @ 14:18:23.663			LAP 9 @ 14:19:43.312			LAP 10 @ 14:21:28.581		
NO	BEHIND	LAP TIME	NO	BEHIND	LAP TIME	NO	BEHIND	LAP TIME	NO	BEHIND	LAP TIME	NO	BEHIND	LAP TIME
40		54.612	56		52.567	56		53.341	56		1:19.649	56		1:45.269
56	0.027	53.464	55	0.991	52.982	55	0.145	52.495	55	1.071	1:20.575	55	0.982	1:45.180
22	0.384	54.855	22	3.049	55.259	22	4.004	54.296	22	2.210	1:17.855	22	2.014	1:45.073
55	0.603	52.511	40	3.056	55.650	40	4.572	54.857	40	2.886	1:17.963	40	3.099	1:45.482
75	1.200	55.139	75	3.780	55.174	75	4.978	54.539	75	4.159	1:18.830	75	4.042	1:45.152
33	4.576	54.855	33	6.750	54.768	33	8.129	54.720	33	5.825	1:17.345	33	6.125	1:45.569
23	11.864	55.021	23	13.624	54.354	23	14.543	54.260	23	6.791	1:11.897	23	6.854	1:45.332
46	16.415	55.000	46	18.682	54.861	46	19.960	54.619	46	8.547	1:08.236	46	7.924	1:44.646
18	18.096	55.328	18	20.791	55.289	18	22.586	55.136	18	9.714	1:06.777	18	8.832	1:44.387
6	20.045	55.427	6	23.106	55.655	6	25.538	55.773	6	10.658	1:04.769	6	10.047	1:44.658
58	20.723	55.864	58	23.479	55.350	58	25.857	55.719	58	11.994	1:05.786	58	11.040	1:44.315
333	21.795	55.764	333	24.726	55.525	7	26.803	54.133	7	14.393	1:07.239	7	12.643	1:43.519
7	24.911	55.113	7	26.011	53.694	333	27.122	55.737	333	16.889	1:09.416	333	13.986	1:42.366
15	26.156	56.538	15	29.178	55.616	15	33.420	57.583	15	24.411	1:10.640	15	15.198	1:36.056
42	28.487	56.692	24	32.583	56.632	24	37.907	58.665	24	25.106	1:06.848	24	16.610	1:36.773
24	28.545	56.598	42	32.629	56.736				SC	8 Laps	1:45.625	SC	8 Laps	1:51.755

RacingLine VW Audi Racing Championship

RACE 5 - LAP CHART

LAP 11 @ 14:23:20.108			LAP 12 @ 14:24:49.487			LAP 13 @ 14:25:42.084			LAP 14 @ 14:26:34.552		
NO	BEHIND	LAP TIME	NO	BEHIND	LAP TIME	NO	BEHIND	LAP TIME	NO	BEHIND	LAP TIME
56		1:51.527	56		1:29.379	56		52.597	56		52.468
55	0.936	1:51.481	55	1.093	1:29.536	55	1.994	53.498	55	2.302	52.776
22	1.908	1:51.421	22	2.655	1:30.126	22	4.226	54.168	22	6.023	54.265
40	2.446	1:50.874	40	3.078	1:30.011	40	4.721	54.240	40	6.505	54.252
75	3.385	1:50.870	75	3.951	1:29.945	75	5.288	53.934	75	6.909	54.089
33	4.906	1:50.308	33	4.372	1:28.845	33	6.371	54.596	33	8.745	54.842
23	5.663	1:50.336	23	4.544	1:28.260	23	6.826	54.879	23	9.140	54.782
46	7.684	1:51.287	46	5.412	1:27.107	46	7.221	54.406	46	9.606	54.853
18	8.868	1:51.563	18	6.107	1:26.618	18	8.881	55.371	18	12.028	55.615
6	10.055	1:51.535	6	7.603	1:26.927	6	10.546	55.540	58	13.550	55.103
58	11.309	1:51.796	58	8.010	1:26.080	58	10.915	55.502	6	13.602	55.524
7	12.305	1:51.189	7	9.833	1:26.907	7	11.593	54.357	7	13.913	54.788
333	14.156	1:51.697	333	11.135	1:26.358	333	14.010	55.472	333	16.778	55.236
15	15.250	1:51.579	15	11.268	1:25.397	15	14.326	55.655	15	16.932	55.074
24	17.009	1:51.926	24	14.350	1:26.720	24	18.263	56.510	24	21.794	55.999

RacingLine VW Audi Racing Championship

RACE 5 - POSITION CHART

No	Name	Lap Pos	1	2	3	4	5	6	7	8	9	10	11	12	13	14
			40	WEAVER	1	40	40	40	40	40	40	56	56	56	56	56
75	DEVINE-KING	2	22	22	22	22	22	56	55	55	55	55	55	55	55	55
22	STONER	3	75	75	75	75	75	22	22	22	22	22	22	22	22	22
33	BOOTH	4	33	33	33	56	56	55	40	40	40	40	40	40	40	40
55	RODDISON	5	56	56	56	33	55	75	75	75	75	75	75	75	75	75
56	LAWRENCE	6	23	55	55	55	33	33	33	33	33	33	33	33	33	33
23	EVANS	7	55	23	23	23	23	23	23	23	23	23	23	23	23	23
18	LEWIS	8	18	18	18	46	46	46	46	46	46	46	46	46	46	46
6	ADAMS	9	46	46	46	18	18	18	18	18	18	18	18	18	18	18
58	HOGGINS	10	58	6	6	6	6	6	6	6	6	6	6	6	6	58
46	DUNNINGHAM	11	6	58	58	58	58	58	58	58	58	58	58	58	58	6
15	GARNHAM	12	333	333	333	333	333	333	333	7	7	7	7	7	7	7
24	HALLIWELL	13	15	15	15	15	15	7	7	333	333	333	333	333	333	333
42	BUTCHER	14	24	24	42	7	7	15	15	15	15	15	15	15	15	15
53	WATSON	15	42	42	7	42	42	42	24	24	24	24	24	24	24	24
7	WYATT	16	7	7	24	24	24	24	42							
333	SHEPHERD	17														

RacingLine VW Audi Racing Championship

RACE 5 - LAP ANALYSIS

DIFF = Difference To Personal Best Lap, P = In Pit Lane, D = Time Disallowed

P1 55 Paul RODDISON				
LAP	LAP TIME	MPH	DIFF	TIME OF DAY
1 -	1:12.477	59.99	20.335	14:12:15.628
2 -	53.430	81.38	1.288	14:13:09.058
3 -	52.391 (3)	83.00	0.249	14:14:01.449
4 -	52.229 (2)	83.26	0.087	14:14:53.678
5 -	52.142 (1)	83.39		14:15:45.820
6 -	52.511	82.81	0.369	14:16:38.331
7 -	52.982	82.07	0.840	14:17:31.313
8 -	52.495	82.83	0.353	14:18:23.808
9 -	1:20.575	53.96	28.433	14:19:44.383
10 -	1:45.180	41.34	53.038	14:21:29.563
11 -	1:51.481	39.00	59.339	14:23:21.044
12 -	1:29.536	48.56	37.394	14:24:50.580
13 -	53.498	81.28	1.356	14:25:44.078
14 -	52.776	82.39	0.634	14:26:36.854

P2 22 Ross STONER				
LAP	LAP TIME	MPH	DIFF	TIME OF DAY
1 -	1:02.067	70.06	8.139	14:12:05.218
2 -	54.333	80.03	0.405	14:12:59.551
3 -	53.928 (1)	80.63		14:13:53.479
4 -	54.478	79.82	0.550	14:14:47.957
5 -	55.300	78.63	1.372	14:15:43.257
6 -	54.855	79.27	0.927	14:16:38.112
7 -	55.259	78.69	1.331	14:17:33.371
8 -	54.296	80.09	0.368	14:18:27.667
9 -	1:17.855	55.85	23.927	14:19:45.522
10 -	1:45.073	41.38	51.145	14:21:30.595
11 -	1:51.421	39.02	57.493	14:23:22.016
12 -	1:30.126	48.25	36.198	14:24:52.142
13 -	54.168 (2)	80.27	0.240	14:25:46.310
14 -	54.265 (3)	80.13	0.337	14:26:40.575

P3 40 Joe WEAVER				
LAP	LAP TIME	MPH	DIFF	TIME OF DAY
1 -	1:01.059	71.21	6.819	14:12:04.210
2 -	54.442	79.87	0.202	14:12:58.652
3 -	54.384 (3)	79.96	0.144	14:13:53.036
4 -	54.666	79.54	0.426	14:14:47.702
5 -	55.414	78.47	1.174	14:15:43.116
6 -	54.612	79.62	0.372	14:16:37.728
7 -	55.650	78.14	1.410	14:17:33.378
8 -	54.857	79.27	0.617	14:18:28.235
9 -	1:17.963	55.77	23.723	14:19:46.198
10 -	1:45.482	41.22	51.242	14:21:31.680
11 -	1:50.874	39.22	56.634	14:23:22.554
12 -	1:30.011	48.31	35.771	14:24:52.565
13 -	54.240 (1)	80.17		14:25:46.805
14 -	54.252 (2)	80.15	0.012	14:26:41.057

P4 75 Oliver DEVINE-KING				
LAP	LAP TIME	MPH	DIFF	TIME OF DAY
1 -	1:02.579	69.48	8.645	14:12:05.730
2 -	54.446	79.87	0.512	14:13:00.176
3 -	54.284 (3)	80.10	0.350	14:13:54.460
4 -	54.296	80.09	0.362	14:14:48.756
5 -	55.033	79.01	1.099	14:15:43.789
6 -	55.139	78.86	1.205	14:16:38.928
7 -	55.174	78.81	1.240	14:17:34.102
8 -	54.539	79.73	0.605	14:18:28.641
9 -	1:18.830	55.16	24.896	14:19:47.471

DIFF = Difference To Personal Best Lap, P = In Pit Lane, D = Time Disallowed

10 -	1:45.152	41.35	51.218	14:21:32.623
11 -	1:50.870	39.22	56.936	14:23:23.493
12 -	1:29.945	48.34	36.011	14:24:53.438
13 -	53.934 (1)	80.62		14:25:47.372
14 -	54.089 (2)	80.39	0.155	14:26:41.461

P5 33 Patrick BOOTH				
LAP	LAP TIME	MPH	DIFF	TIME OF DAY
1 -	1:03.187	68.82	8.591	14:12:06.338
2 -	55.156	78.84	0.560	14:13:01.494
3 -	54.987	79.08	0.391	14:13:56.481
4 -	55.507	78.34	0.911	14:14:51.988
5 -	55.461	78.40	0.865	14:15:47.449
6 -	54.855	79.27	0.259	14:16:42.304
7 -	54.768 (3)	79.40	0.172	14:17:37.072
8 -	54.720 (2)	79.47	0.124	14:18:31.792
9 -	1:17.345	56.22	22.749	14:19:49.137
10 -	1:45.569	41.19	50.973	14:21:34.706
11 -	1:50.308	39.42	55.712	14:23:25.014
12 -	1:28.845	48.94	34.249	14:24:53.859
13 -	54.596 (1)	79.65		14:25:48.455
14 -	54.842	79.29	0.246	14:26:43.297

P6 23 Tim EVANS				
LAP	LAP TIME	MPH	DIFF	TIME OF DAY
1 -	1:11.955	60.43	17.695	14:12:15.106
2 -	55.224	78.74	0.964	14:13:10.330
3 -	54.718	79.47	0.458	14:14:05.048
4 -	54.529 (3)	79.74	0.269	14:14:59.577
5 -	54.994	79.07	0.734	14:15:54.571
6 -	55.021	79.03	0.761	14:16:49.592
7 -	54.354 (2)	80.00	0.094	14:17:43.946
8 -	54.260 (1)	80.14		14:18:38.206
9 -	1:11.897	60.48	17.637	14:19:50.103
10 -	1:45.332	41.28	51.072	14:21:35.435
11 -	1:50.336	39.41	56.076	14:23:25.771
12 -	1:28.260	49.27	34.000	14:24:54.031
13 -	54.879	79.23	0.619	14:25:48.910
14 -	54.782	79.38	0.522	14:26:43.692

P7 46 Paul DUNNINGHAM				
LAP	LAP TIME	MPH	DIFF	TIME OF DAY
1 -	1:14.520	58.35	20.114	14:12:17.671
2 -	55.992	77.66	1.586	14:13:13.663
3 -	55.601	78.21	1.195	14:14:09.264
4 -	55.176	78.81	0.770	14:15:04.440
5 -	54.703 (3)	79.49	0.297	14:15:59.143
6 -	55.000	79.06	0.594	14:16:54.143
7 -	54.861	79.26	0.455	14:17:49.004
8 -	54.619 (2)	79.61	0.213	14:18:43.623
9 -	1:08.236	63.72	13.830	14:19:51.859
10 -	1:44.646	41.55	50.240	14:21:36.505
11 -	1:51.287	39.07	56.881	14:23:27.792
12 -	1:27.107	49.92	32.701	14:24:54.899
13 -	54.406 (1)	79.92		14:25:49.305
14 -	54.853	79.27	0.447	14:26:44.158

P8 56 David LAWRENCE				
LAP	LAP TIME	MPH	DIFF	TIME OF DAY
1 -	1:09.950	62.16	17.645	14:12:13.101
2 -	53.042	81.98	0.737	14:13:06.143
3 -	52.305 (1)	83.13		14:13:58.448

RacingLine VW Audi Racing Championship

RACE 5 - LAP ANALYSIS

DIFF = Difference To Personal Best Lap, P = In Pit Lane, D = Time Disallowed

4 -	52.670	82.56	0.365	14:14:51.118
5 -	53.173	81.78	0.868	14:15:44.291
6 -	53.464	81.33	1.159	14:16:37.755
7 -	52.567 (3)	82.72	0.262	14:17:30.322
8 -	53.341	81.52	1.036	14:18:23.663
9 -	1:19.649	54.59	27.344	14:19:43.312
10 -	1:45.269	41.30	52.964	14:21:28.581
11 -	1:51.527	38.99	59.222	14:23:20.108
12 -	1:29.379	48.65	37.074	14:24:49.487
13 -	52.597	82.67	0.292	14:25:42.084
14 -	52.468 (2)	82.88	0.163	14:26:34.552

P9 18 Carey LEWIS

LAP	LAP TIME	MPH	DIFF	TIME OF DAY
1 -	1:14.082	58.69	18.946	14:12:17.233
2 -	55.946	77.72	0.810	14:13:13.179
3 -	55.688	78.08	0.552	14:14:08.867
4 -	56.243	77.31	1.107	14:15:05.110
5 -	55.386	78.51	0.250	14:16:00.496
6 -	55.328 (3)	78.59	0.192	14:16:55.824
7 -	55.289 (2)	78.65	0.153	14:17:51.113
8 -	55.136 (1)	78.87		14:18:46.249
9 -	1:06.777	65.12	11.641	14:19:53.026
10 -	1:44.387	41.65	49.251	14:21:37.413
11 -	1:51.563	38.97	56.427	14:23:28.976
12 -	1:26.618	50.20	31.482	14:24:55.594
13 -	55.371	78.53	0.235	14:25:50.965
14 -	55.615	78.19	0.479	14:26:46.580

P10 58 Paul HOGGINS

LAP	LAP TIME	MPH	DIFF	TIME OF DAY
1 -	1:15.240	57.79	20.137	14:12:18.391
2 -	56.738	76.64	1.635	14:13:15.129
3 -	56.040	77.59	0.937	14:14:11.169
4 -	55.596	78.21	0.493	14:15:06.765
5 -	55.822	77.90	0.719	14:16:02.587
6 -	55.864	77.84	0.761	14:16:58.451
7 -	55.350 (2)	78.56	0.247	14:17:53.801
8 -	55.719	78.04	0.616	14:18:49.520
9 -	1:05.786	66.10	10.683	14:19:55.306
10 -	1:44.315	41.68	49.212	14:21:39.621
11 -	1:51.796	38.89	56.693	14:23:31.417
12 -	1:26.080	50.51	30.977	14:24:57.497
13 -	55.502 (3)	78.35	0.399	14:25:52.999
14 -	55.103 (1)	78.91		14:26:48.102

P11 6 Chris ADAMS

LAP	LAP TIME	MPH	DIFF	TIME OF DAY
1 -	1:15.414	57.66	19.987	14:12:18.565
2 -	56.380	77.13	0.953	14:13:14.945
3 -	55.477 (2)	78.38	0.050	14:14:10.422
4 -	55.778	77.96	0.351	14:15:06.200
5 -	56.146	77.45	0.719	14:16:02.346
6 -	55.427 (1)	78.45		14:16:57.773
7 -	55.655	78.13	0.228	14:17:53.428
8 -	55.773	77.96	0.346	14:18:49.201
9 -	1:04.769	67.14	9.342	14:19:53.970
10 -	1:44.658	41.55	49.231	14:21:38.628
11 -	1:51.535	38.98	56.108	14:23:30.163
12 -	1:26.927	50.02	31.500	14:24:57.090
13 -	55.540	78.29	0.113	14:25:52.630
14 -	55.524 (3)	78.31	0.097	14:26:48.154

DIFF = Difference To Personal Best Lap, P = In Pit Lane, D = Time Disallowed

P12 333 Mark SHEPHERD

LAP	LAP TIME	MPH	DIFF	TIME OF DAY
1 -	1:16.936	56.52	21.700	14:12:20.087
2 -	55.412 (2)	78.47	0.176	14:13:15.499
3 -	56.408	77.09	1.172	14:14:11.907
4 -	55.623	78.17	0.387	14:15:07.530
5 -	56.229	77.33	0.993	14:16:03.759
6 -	55.764	77.98	0.528	14:16:59.523
7 -	55.525	78.31	0.289	14:17:55.048
8 -	55.737	78.02	0.501	14:18:50.785
9 -	1:09.416	62.64	14.180	14:20:00.201
10 -	1:42.366	42.48	47.130	14:21:42.567
11 -	1:51.697	38.93	56.461	14:23:34.264
12 -	1:26.358	50.35	31.122	14:25:00.622
13 -	55.472 (3)	78.39	0.236	14:25:56.094
14 -	55.236 (1)	78.72		14:26:51.330

P13 15 Christopher GARNHAM

LAP	LAP TIME	MPH	DIFF	TIME OF DAY
1 -	1:17.171	56.34	22.097	14:12:20.322
2 -	57.619	75.47	2.545	14:13:17.941
3 -	57.037	76.24	1.963	14:14:14.978
4 -	56.440	77.04	1.366	14:15:11.418
5 -	55.928	77.75	0.854	14:16:07.346
6 -	56.538	76.91	1.464	14:17:03.884
7 -	55.616 (2)	78.18	0.542	14:17:59.500
8 -	57.583	75.51	2.509	14:18:57.083
9 -	1:10.640	61.56	15.566	14:20:07.723
10 -	1:36.056	45.27	40.982	14:21:43.779
11 -	1:51.579	38.97	56.505	14:23:35.358
12 -	1:25.397	50.92	30.323	14:25:00.755
13 -	55.655 (3)	78.13	0.581	14:25:56.410
14 -	55.074 (1)	78.95		14:26:51.484

P14 24 Jonathan HALLIWELL

LAP	LAP TIME	MPH	DIFF	TIME OF DAY
1 -	1:17.862	55.84	21.863	14:12:21.013
2 -	57.470	75.66	1.471	14:13:18.483
3 -	58.019	74.95	2.020	14:14:16.502
4 -	57.105	76.15	1.106	14:15:13.607
5 -	56.068 (2)	77.55	0.069	14:16:09.675
6 -	56.598	76.83	0.599	14:17:06.273
7 -	56.632	76.78	0.633	14:18:02.905
8 -	58.665	74.12	2.666	14:19:01.570
9 -	1:06.848	65.05	10.849	14:20:08.418
10 -	1:36.773	44.93	40.774	14:21:45.191
11 -	1:51.926	38.85	55.927	14:23:37.117
12 -	1:26.720	50.14	30.721	14:25:03.837
13 -	56.510 (3)	76.95	0.511	14:26:00.347
14 -	55.999 (1)	77.65		14:26:56.346

P15 7 John WYATT

LAP	LAP TIME	MPH	DIFF	TIME OF DAY
1 -	1:18.544	55.36	24.850	14:12:21.695
2 -	57.295	75.89	3.601	14:13:18.990
3 -	57.385	75.77	3.691	14:14:16.375
4 -	56.008	77.64	2.314	14:15:12.383
5 -	55.143	78.86	1.449	14:16:07.526
6 -	55.113	78.90	1.419	14:17:02.639
7 -	53.694 (1)	80.98		14:17:56.333
8 -	54.133 (2)	80.33	0.439	14:18:50.466
9 -	1:07.239	64.67	13.545	14:19:57.705

RacingLine VW Audi Racing Championship

RACE 5 - LAP ANALYSIS

DIFF = Difference To Personal Best Lap, P = In Pit Lane, D = Time Disallowed

10 -	1:43.519	42.00	49.825	14:21:41.224
11 -	1:51.189	39.11	57.495	14:23:32.413
12 -	1:26.907	50.03	33.213	14:24:59.320
13 -	54.357 (3)	80.00	0.663	14:25:53.677
14 -	54.788	79.37	1.094	14:26:48.465

P16 42 Dawn BUTCHER				
LAP	LAP TIME	MPH	DIFF	TIME OF DAY

1 -	1:18.293	55.54	21.601	14:12:21.444
2 -	57.277	75.92	0.585	14:13:18.721
3 -	57.247	75.96	0.555	14:14:15.968
4 -	56.765 (3)	76.60	0.073	14:15:12.733
5 -	56.790	76.57	0.098	14:16:09.523
6 -	56.692 (1)	76.70		14:17:06.215
7 -	56.736 (2)	76.64	0.044	14:18:02.951

RacingLine VW Audi Racing Championship

RACE 5 - STATISTICS

Competitors Started 16
Planned Start 2026-04-11 @ 14:25:00.000
Actual Start 2026-04-11 @ 14:11:03.150
Finish Time 2026-04-11 @ 14:26:32.362
Track Length 1.2079mi.
Total Laps 219
Total Distance Covered 264.5400mi.

Session Fastest Lap History

NO	CL	NAME	LAP TIME	TIME OF DAY	LAP	VEHICLE
40	TT Cup	Joe WEAVER	1:01.059	14:12:04.219	1	Audi TT Cup
40	TT Cup	Joe WEAVER	54.442	14:12:58.658	2	Audi TT Cup
22	TT Cup	Ross STONER	54.333	14:12:59.632	2	Audi TT
56	Modified	David LAWRENCE	53.042	14:13:06.148	2	Seat Leon cupra
56	Modified	David LAWRENCE	52.305	14:13:58.454	3	Seat Leon cupra
55	Modified	Paul RODDISON	52.229	14:14:53.677	4	Seat Cupra
55	Modified	Paul RODDISON	52.142	14:15:45.821	5	Seat Cupra

Session Leader History

NO	CL	NAME	FROM LAP	LAPS LED	DISTANCE	VEHICLE
40	TT Cup	Joe WEAVER	1	6	7.24 miles	Audi TT Cup
56	Modified	David LAWRENCE	7	8	9.66 miles	Seat Leon cupra

Flag History

TYPE	TIME OF DAY
GREEN	14:11:03.150
SAFETY	14:18:44.464
GREEN	14:24:46.628
FINISH	14:26:32.362

Flag Statistics

TYPE	COUNT	TOTAL LAPS	TOTAL TIME
Green	2	11	10:51.673
Red	0	0	0.000
Safety Car	1	3	6:02.164
FCY	0	0	0.000

RacingLine VW Audi Racing Championship

RACE 5 - STATISTICS

CLASS : TT Cup

3 Starters

Fastest Lap History

NO	NAME	LAP TIME	TIME OF DAY	LAP	VEHICLE
40	Joe WEAVER	1:01.059	14:12:04.219	1	Audi TT Cup
40	Joe WEAVER	54.442	14:12:58.658	2	Audi TT Cup
22	Ross STONER	54.333	14:12:59.632	2	Audi TT
22	Ross STONER	53.928	14:13:53.565	3	Audi TT

Leader History

NO	NAME	FROM LAP	LAPS LED	DISTANCE	VEHICLE
40	Joe WEAVER	1	6	7.24 miles	Audi TT Cup
22	Ross STONER	7	8	9.66 miles	Audi TT

RacingLine VW Audi Racing Championship

RACE 5 - STATISTICS

CLASS : TT Cup (G)

1 Starters

Fastest Lap History

NO	NAME	LAP TIME	TIME OF DAY	LAP	VEHICLE
33	Patrick BOOTH	1:03.187	14:12:06.350	1	Audi TT
33	Patrick BOOTH	55.156	14:13:01.507	2	Audi TT
33	Patrick BOOTH	54.987	14:13:56.494	3	Audi TT
33	Patrick BOOTH	54.855	14:16:42.316	6	Audi TT
33	Patrick BOOTH	54.768	14:17:37.085	7	Audi TT
33	Patrick BOOTH	54.720	14:18:31.806	8	Audi TT
33	Patrick BOOTH	54.596	14:25:48.470	13	Audi TT

Leader History

NO	NAME	FROM LAP	LAPS LED	DISTANCE	VEHICLE
33	Patrick BOOTH	1	14	16.91 miles	Audi TT

RacingLine VW Audi Racing Championship

RACE 5 - STATISTICS

CLASS : Classic

2 Starters

Fastest Lap History

NO	NAME	LAP TIME	TIME OF DAY	LAP	VEHICLE
6	Chris ADAMS	1:15.414	14:12:18.578	1	Golf gti
6	Chris ADAMS	56.380	14:13:14.958	2	Golf gti
333	Mark SHEPHERD	55.412	14:13:15.510	2	VW GOLF
333	Mark SHEPHERD	55.236	14:26:51.341	14	VW GOLF

Leader History

NO	NAME	FROM LAP	LAPS LED	DISTANCE	VEHICLE
6	Chris ADAMS	1	14	16.91 miles	Golf gti

RacingLine VW Audi Racing Championship

RACE 5 - STATISTICS

CLASS : Modified

8 Starters

Fastest Lap History

NO	NAME	LAP TIME	TIME OF DAY	LAP	VEHICLE
56	David LAWRENCE	1:09.950	14:12:13.106	1	Seat Leon cupra
56	David LAWRENCE	53.042	14:13:06.148	2	Seat Leon cupra
56	David LAWRENCE	52.305	14:13:58.454	3	Seat Leon cupra
55	Paul RODDISON	52.229	14:14:53.677	4	Seat Cupra
55	Paul RODDISON	52.142	14:15:45.821	5	Seat Cupra

Leader History

NO	NAME	FROM LAP	LAPS LED	DISTANCE	VEHICLE
56	David LAWRENCE	1	14	16.91 miles	Seat Leon cupra

RacingLine VW Audi Racing Championship

RACE 5 - STATISTICS

CLASS : Production

2 Starters

Fastest Lap History

NO	NAME	LAP TIME	TIME OF DAY	LAP	VEHICLE
24	Jonathan HALLIWELL	1:17.862	14:12:21.030	1	VW Scirocco
24	Jonathan HALLIWELL	57.470	14:13:18.495	2	VW Scirocco
42	Dawn BUTCHER	57.277	14:13:18.733	2	Golf Gti mk5
42	Dawn BUTCHER	57.247	14:14:15.981	3	Golf Gti mk5
42	Dawn BUTCHER	56.765	14:15:12.747	4	Golf Gti mk5
24	Jonathan HALLIWELL	56.068	14:16:09.686	5	VW Scirocco
24	Jonathan HALLIWELL	55.999	14:26:56.357	14	VW Scirocco

Leader History

NO	NAME	FROM LAP	LAPS LED	DISTANCE	VEHICLE
24	Jonathan HALLIWELL	1	2	2.41 miles	VW Scirocco
42	Dawn BUTCHER	3	4	4.83 miles	Golf Gti mk5
24	Jonathan HALLIWELL	7	8	9.66 miles	VW Scirocco