



BMW 1 series  
SuperCup

**EVOLUTION TROPHY**

# BRSCC EVOLUTION TROPHY

**brsc**  
DRIVEN BY RACING

BRSCC Snetterton Spring Race Meeting

Snetterton 300

7<sup>th</sup> April 2024



Timing & Results Provided by Timing Solutions Ltd

[www.tsl-timing.com](http://www.tsl-timing.com)



Snetterton

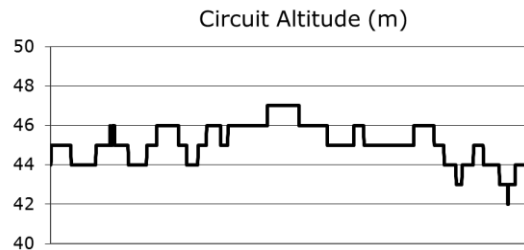
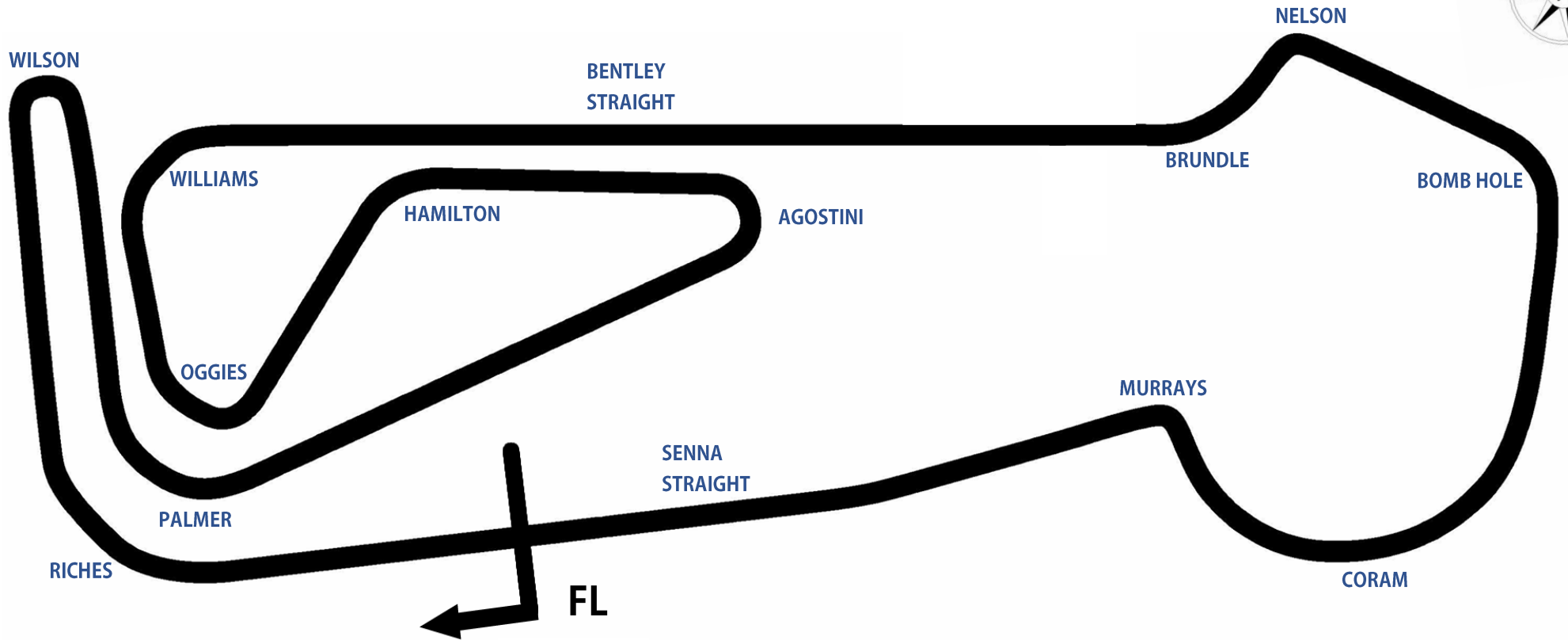
# Snetterton 300 Circuit

Norwich, Norfolk, UK



SPORTS TIMING

TIMING SOLUTIONS LTD



	Length	2.9689 miles   4.778 km   4778.0 m	
FL		52.46340 N	0.94476 E
Pit Entry	4572m	52.46364 N	0.94774 E
Pit Exit	40m after FL	52.46338 N	0.94420 E
Pit Entry - Pit Exit	246m, 17.75 @ 50kph, 14.7s @ 60kph		

# BRSCC Snetterton Spring Race Weekend



## BRSCC Evolution Trophy



### QUALIFYING - RACE 12 - CLASSIFICATION

POS	NO	CL	PIC	NAME	ENTRY	TIME	ON	LAPS	GAP	DIFF	MPH
1	18	GT	1	Carey LEWIS	VW Golf Gti Mk5	2:14.495	6	6			79.46
2	27	GT	2	Adam MARSHALL	VW Golf Mk5 GTI	2:15.543	3	3	1.048	1.048	78.85
3	166	Clio RS	1	Richard CLARKE	Renault Clio Cup	2:16.716	6	7	2.221	1.173	78.17
4	58	A	1	Paul HOGGINS	Audi TT	2:17.458	6	6	2.963	0.742	77.75
5	9	PC	1	Jason BROUGH	Renault Clio 197	2:17.637	4	7	3.142	0.179	77.65
6	1	Open NA	1	Tony HUNTER	Renault Clio 172 Cup	2:17.936	5	6	3.441	0.299	77.48
7	42	A	2	Dawn BUTCHER	VW Golf Mk5	2:18.198	4	7	3.703	0.262	77.33
8	96	PC	2	David MYCOCK	Renault Clio 182	2:18.519	4	7	4.024	0.321	77.15
9	70	A	3	Donald DEWAR	Mk1 golf gti / Mk1 scirocco gti	2:18.887	5	6	4.392	0.368	76.95
10	197		1	Graeme FARRINGTON	Renault Clio 197RC	2:22.635	5	6	8.140	3.748	74.93
11	46	A	4	Paul DUNNINGHAM	Audi A3 2.0T Quattro	2:22.939	5	6	8.444	0.304	74.77
12	53	A	5	Steven WATSON	Audi A3	2:23.029	5	5	8.534	0.090	74.72
13	88	PC	3	Frank PETTITT	Renault	2:23.218	6	6	8.723	0.189	74.62
14	85	TT	1	Philip O'HALLORAN	Audi TT	2:23.251	3	6	8.756	0.033	74.61
15	38	VAG	1	Kevin O'BRIEN	VW golf	2:23.419	4	6	8.924	0.168	74.52
16	15	A	6	Christopher GARNHAM	Audi A3 2.0T	2:27.979	5	5	13.484	4.560	72.22
17	311	B	1	Neil OAKLEY	VW Beetle	2:28.863	5	6	14.368	0.884	71.79
18	80	B	2	Gary FLETCHER	VW Golf GTI	2:29.245	5	6	14.750	0.382	71.61
19	2	A	7	Ken LARK	VW Corrado	2:56.365	2	2	41.870	27.120	60.60
20	83	TT	2	Karl GREENFIELD	Audi TT 225			1			

Weather / Track : Cloudy / Dry

Date: 07/04/2024 Start: 11:27 Finish: 11:42

These results are provisional until the conclusion of any judicial and technical matters.

Snetterton 300: 2.9689 miles

Clerk Of Course:	Stewards:	Timekeeper: Lisa Sneader	
------------------	-----------	--------------------------	--

Results can be found at [www.tsl-timing.com](http://www.tsl-timing.com)

Printed - 11:45 Sunday, 07 April 2024



# BRSCC Snetterton Spring Race Weekend

## BRSCC Evolution Trophy

### QUALIFYING - RACE 12 - LAP ANALYSIS

DIFF = Difference To Personal Best Lap

P1 18 Carey LEWIS				
LAP	LAP TIME	DIFF	MPH	TIME OF DAY
1 -	2:17.334	2.839	77.82	11:32:21.470
2 -	2:15.434	0.939	78.91	11:34:36.904
3 -	2:14.829 (3)	0.334	79.27	11:36:51.733
4 -	2:15.936	1.441	78.62	11:39:07.669
5 -	2:14.816 (2)	0.321	79.27	11:41:22.485
6 -	<b>2:14.495 (1)</b>		<b>79.46</b>	<b>11:43:36.980</b>

P2 27 Adam MARSHALL				
LAP	LAP TIME	DIFF	MPH	TIME OF DAY
1 -	2:40.810	25.267	66.46	11:30:18.526
2 -	2:18.603 (2)	3.060	77.11	11:32:37.129
3 -	<b>2:15.543 (1)</b>		<b>78.85</b>	<b>11:34:52.672</b>

P3 166 Richard CLARKE				
LAP	LAP TIME	DIFF	MPH	TIME OF DAY
1 -	2:43.469	26.753	65.38	11:30:25.708
2 -	2:21.854	5.138	75.34	11:32:47.562
3 -	2:18.259	1.543	77.30	11:35:05.821
4 -	2:17.745 (3)	1.029	77.59	11:37:23.566
5 -	2:17.867	1.151	77.52	11:39:41.433
6 -	<b>2:16.716 (1)</b>		<b>78.17</b>	<b>11:41:58.149</b>
7 -	2:17.039 (2)	0.323	77.99	11:44:15.188

P4 58 Paul HOGGINS				
LAP	LAP TIME	DIFF	MPH	TIME OF DAY
1 -	2:44.691	27.233	64.89	11:30:29.689
2 -	2:25.889	8.431	73.26	11:32:55.578
3 -	2:25.300 (3)	7.842	73.55	11:35:20.878
4 -	3:01.306	43.848	58.95	11:38:22.184
5 -	2:19.636 (2)	2.178	76.54	11:40:41.820
6 -	<b>2:17.458 (1)</b>		<b>77.75</b>	<b>11:42:59.278</b>

P5 9 Jason BROUGH				
LAP	LAP TIME	DIFF	MPH	TIME OF DAY
1 -	2:44.648	27.011	64.91	11:30:30.935
2 -	2:23.926	6.289	74.26	11:32:54.861
3 -	2:22.989	5.352	74.74	11:35:17.850
4 -	<b>2:17.637 (1)</b>		<b>77.65</b>	<b>11:37:35.487</b>
5 -	2:19.272 (3)	1.635	76.74	11:39:54.759
6 -	2:19.817	2.180	76.44	11:42:14.576
7 -	2:17.818 (2)	0.181	77.55	11:44:32.394

P6 1 Tony HUNTER				
LAP	LAP TIME	DIFF	MPH	TIME OF DAY
1 -	2:58.813	40.877	59.77	11:31:01.708
2 -	2:32.431	14.495	70.11	11:33:34.139
3 -	2:20.944	3.008	75.83	11:35:55.083
4 -	2:19.728 (3)	1.792	76.49	11:38:14.811
5 -	<b>2:17.936 (1)</b>		<b>77.48</b>	<b>11:40:32.747</b>
6 -	2:18.794 (2)	0.858	77.00	11:42:51.541

P7 42 Dawn BUTCHER				
LAP	LAP TIME	DIFF	MPH	TIME OF DAY
1 -	2:47.818	29.620	63.68	11:30:26.953
2 -	2:26.720	8.522	72.84	11:32:53.673
3 -	2:22.727	4.529	74.88	11:35:16.400
4 -	<b>2:18.198 (1)</b>		<b>77.33</b>	<b>11:37:34.598</b>

DIFF = Difference To Personal Best Lap

5 -	2:19.197 (2)	0.999	76.78	11:39:53.795
6 -	2:19.893 (3)	1.695	76.40	11:42:13.688
7 -	2:34.494	16.296	69.18	11:44:48.182

P8 96 David MYCOCK				
LAP	LAP TIME	DIFF	MPH	TIME OF DAY
1 -	2:42.793	24.274	65.65	11:30:23.676
2 -	2:23.034	4.515	74.72	11:32:46.710
3 -	2:23.261	4.742	74.60	11:35:09.971
4 -	<b>2:18.519 (1)</b>		<b>77.15</b>	<b>11:37:28.490</b>
5 -	2:18.925 (2)	0.406	76.93	11:39:47.415
6 -	2:19.145 (3)	0.626	76.81	11:42:06.560
7 -	2:19.617	1.098	76.55	11:44:26.177

P9 70 Donald DEWAR				
LAP	LAP TIME	DIFF	MPH	TIME OF DAY
1 -	3:00.254	41.367	59.29	11:31:00.590
2 -	2:40.416	21.529	66.62	11:33:41.006
3 -	2:24.917	6.030	73.75	11:36:05.923
4 -	2:24.500 (3)	5.613	73.96	11:38:30.423
5 -	<b>2:18.887 (1)</b>		<b>76.95</b>	<b>11:40:49.310</b>
6 -	2:21.475 (2)	2.588	75.54	11:43:10.785

P10 197 Graeme FARRINGTON				
LAP	LAP TIME	DIFF	MPH	TIME OF DAY
1 -	2:48.286	25.651	63.51	11:30:47.126
2 -	2:32.264	9.629	70.19	11:33:19.390
3 -	2:24.312	1.677	74.06	11:35:43.702
4 -	2:22.854 (3)	0.219	74.81	11:38:06.556
5 -	<b>2:22.635 (1)</b>		<b>74.93</b>	<b>11:40:29.191</b>
6 -	2:22.723 (2)	0.088	74.88	11:42:51.914

P11 46 Paul DUNNINGHAM				
LAP	LAP TIME	DIFF	MPH	TIME OF DAY
1 -	2:51.132	28.193	62.45	11:30:45.788
2 -	2:41.601	18.662	66.13	11:33:27.389
3 -	2:33.190	10.251	69.77	11:36:00.579
4 -	2:31.985 (3)	9.046	70.32	11:38:32.564
5 -	<b>2:22.939 (1)</b>		<b>74.77</b>	<b>11:40:55.503</b>
6 -	2:24.022 (2)	1.083	74.21	11:43:19.525

P12 53 Steven WATSON				
LAP	LAP TIME	DIFF	MPH	TIME OF DAY
1 -	2:54.242	31.213	61.34	11:30:43.927
2 -	2:42.098	19.069	65.93	11:33:26.025
3 -	2:33.757 (3)	10.728	69.51	11:35:59.782
4 -	2:30.779 (2)	7.750	70.88	11:38:30.561
5 -	<b>2:23.029 (1)</b>		<b>74.72</b>	<b>11:40:53.590</b>

P13 88 Frank PETTITT				
LAP	LAP TIME	DIFF	MPH	TIME OF DAY
1 -	2:28.338	5.120	72.05	11:32:36.358
2 -	2:27.672	4.454	72.37	11:35:04.030
3 -	2:24.807 (3)	1.589	73.80	11:37:28.837
4 -	2:23.664 (2)	0.446	74.39	11:39:52.501
5 -	2:26.625	3.407	72.89	11:42:19.126
6 -	<b>2:23.218 (1)</b>		<b>74.62</b>	<b>11:44:42.344</b>

# BRSCC Snetterton Spring Race Weekend

## BRSCC Evolution Trophy

### QUALIFYING - RACE 12 - LAP ANALYSIS

DIFF = Difference To Personal Best Lap

<b>P14 85 Philip O'HALLORAN</b>				
LAP	LAP TIME	DIFF	MPH	TIME OF DAY
1 -	2:47.286	24.035	63.89	11:30:44.733
2 -	2:28.699	5.448	71.87	11:33:13.432
3 -	<b>2:23.251 (1)</b>		<b>74.61</b>	<b>11:35:36.683</b>
4 -	2:25.270 (2)	2.019	73.57	11:38:01.953
5 -	2:29.741	6.490	71.37	11:40:31.694
6 -	2:28.315 (3)	5.064	72.06	11:43:00.009

<b>P15 38 Kevin O'BRIEN</b>				
LAP	LAP TIME	DIFF	MPH	TIME OF DAY
1 -	2:43.424	20.005	65.40	11:30:16.773
2 -	2:29.047 (3)	5.628	71.70	11:32:45.820
3 -	2:23.983 (2)	0.564	74.23	11:35:09.803
4 -	<b>2:23.419 (1)</b>		<b>74.52</b>	<b>11:37:33.222</b>
5 -	3:33.951 P	1:10.532	49.95	11:41:07.173
6 -	2:26.745	3.326	72.83	11:43:33.918

<b>P16 15 Christopher GARNHAM</b>				
LAP	LAP TIME	DIFF	MPH	TIME OF DAY
1 -	2:52.521	24.542	61.95	11:30:48.690
2 -	2:39.648	11.669	66.94	11:33:28.338
3 -	2:33.965 (3)	5.986	69.41	11:36:02.303
4 -	2:32.887 (2)	4.908	69.90	11:38:35.190
5 -	<b>2:27.979 (1)</b>		<b>72.22</b>	<b>11:41:03.169</b>

<b>P17 311 Neil OAKLEY</b>				
LAP	LAP TIME	DIFF	MPH	TIME OF DAY
1 -	2:47.450	18.587	63.82	11:30:22.889
2 -	2:29.275 (2)	0.412	71.59	11:32:52.164
3 -	2:33.376	4.513	69.68	11:35:25.540
4 -	2:29.406 (3)	0.543	71.53	11:37:54.946
5 -	<b>2:28.863 (1)</b>		<b>71.79</b>	<b>11:40:23.809</b>
6 -	2:31.632	2.769	70.48	11:42:55.441

<b>P18 80 Gary FLETCHER</b>				
LAP	LAP TIME	DIFF	MPH	TIME OF DAY
1 -	2:44.296	15.051	65.05	11:30:16.372
2 -	2:34.494	5.249	69.18	11:32:50.866
3 -	2:30.995 (3)	1.750	70.78	11:35:21.861
4 -	2:31.899	2.654	70.36	11:37:53.760
5 -	<b>2:29.245 (1)</b>		<b>71.61</b>	<b>11:40:23.005</b>
6 -	2:30.733 (2)	1.488	70.90	11:42:53.738

<b>P19 2 Ken LARK</b>				
LAP	LAP TIME	DIFF	MPH	TIME OF DAY
1 -	3:03.115	6.750	58.36	11:30:34.120
2 -	<b>2:56.365 (1)</b>		<b>60.60</b>	<b>11:33:30.485</b>

<b>P20 83 Karl GREENFIELD</b>				
LAP	LAP TIME	DIFF	MPH	TIME OF DAY
1 -	2:45.451		64.59	11:30:29.109

# BRSCC Snetterton Spring Race Weekend

## BRSCC Evolution Trophy

### QUALIFYING - RACE 12 - STATISTICS

**Competitors Started** 20  
**Planned Start** 2024-04-07 @ 11:30:00.000  
**Actual Start** 2024-04-07 @ 11:27:30.766  
**Finish Time** 2024-04-07 @ 11:42:34.133  
**Track Length** 2.9689mi.  
**Total Laps** 110  
**Total Distance Covered** 326.5802mi.

#### Session Fastest Lap History

NO	CL	NAME	LAP TIME	TIME OF DAY	LAP	VEHICLE
18	GT	Carey LEWIS	<b>2:17.334</b>	11:32:21.477	1	VW Golf Gti Mk5
18	GT	Carey LEWIS	<b>2:15.434</b>	11:34:36.911	2	VW Golf Gti Mk5
18	GT	Carey LEWIS	<b>2:14.829</b>	11:36:51.739	3	VW Golf Gti Mk5
18	GT	Carey LEWIS	<b>2:14.816</b>	11:41:22.492	5	VW Golf Gti Mk5
18	GT	Carey LEWIS	<b>2:14.495</b>	11:43:36.990	6	VW Golf Gti Mk5

#### Flag History

TYPE	TIME OF DAY
GREEN	11:27:30.766
FINISH	11:42:34.133

#### Flag Statistics

TYPE	COUNT	TOTAL LAPS	TOTAL TIME
Green	1	7	17:29.456
Red	0	0	0.000
Safety Car	0	0	0.000
FCY	0	0	0.000

# BRSCC Snetterton Spring Race Weekend

## BRSCC Evolution Trophy

### QUALIFYING - RACE 12 - STATISTICS

CLASS :

1 Starters

#### Fastest Lap History

NO	NAME	LAP TIME	TIME OF DAY	LAP	VEHICLE
197	Graeme FARRINGTON	<b>2:32.264</b>	11:33:19.396	2	Renault Clio 197RC
197	Graeme FARRINGTON	<b>2:24.312</b>	11:35:43.708	3	Renault Clio 197RC
197	Graeme FARRINGTON	<b>2:22.854</b>	11:38:06.562	4	Renault Clio 197RC
197	Graeme FARRINGTON	<b>2:22.635</b>	11:40:29.198	5	Renault Clio 197RC

**BRSCC Snetterton Spring Race Weekend**

**BRSCC Evolution Trophy**

**QUALIFYING - RACE 12 - STATISTICS**

**CLASS : Open NA**

1 Starters

**Fastest Lap History**

NO	NAME	LAP TIME	TIME OF DAY	LAP	VEHICLE
1	Tony HUNTER	<b>2:32.431</b>	11:33:34.156	2	Renault Clio 172 Cup
1	Tony HUNTER	<b>2:20.944</b>	11:35:55.101	3	Renault Clio 172 Cup
1	Tony HUNTER	<b>2:19.728</b>	11:38:14.829	4	Renault Clio 172 Cup
1	Tony HUNTER	<b>2:17.936</b>	11:40:32.764	5	Renault Clio 172 Cup



# BRSCC Snetterton Spring Race Weekend

## BRSCC Evolution Trophy

### QUALIFYING - RACE 12 - STATISTICS

CLASS : PC

3 Starters

#### Fastest Lap History

NO	NAME	LAP TIME	TIME OF DAY	LAP	VEHICLE
88	Frank PETTITT	<b>2:28.338</b>	11:32:36.371	1	Renault
96	David MYCOCK	<b>2:23.034</b>	11:32:46.720	2	Renault Clio 182
9	Jason BROUGH	<b>2:22.989</b>	11:35:17.858	3	Renault Clio 197
96	David MYCOCK	<b>2:18.519</b>	11:37:28.500	4	Renault Clio 182
9	Jason BROUGH	<b>2:17.637</b>	11:37:35.494	4	Renault Clio 197

**BRSCC Snetterton Spring Race Weekend**

**BRSCC Evolution Trophy**

**QUALIFYING - RACE 12 - STATISTICS**

**CLASS : Clio RS**

1 Starters

**Fastest Lap History**

NO	NAME	LAP TIME	TIME OF DAY	LAP	VEHICLE
166	Richard CLARKE	2:21.854	11:32:47.574	2	Renault Clio Cup
166	Richard CLARKE	2:18.259	11:35:05.834	3	Renault Clio Cup
166	Richard CLARKE	2:17.745	11:37:23.579	4	Renault Clio Cup
166	Richard CLARKE	2:16.716	11:41:58.162	6	Renault Clio Cup

# BRSCC Snetterton Spring Race Weekend

## BRSCC Evolution Trophy

### QUALIFYING - RACE 12 - STATISTICS

CLASS : A

7 Starters

#### Fastest Lap History

NO	NAME	LAP TIME	TIME OF DAY	LAP	VEHICLE
42	Dawn BUTCHER	2:26.720	11:32:53.681	2	VW Golf Mk5
58	Paul HOGGINS	2:25.889	11:32:55.579	2	Audi TT
42	Dawn BUTCHER	2:22.727	11:35:16.409	3	VW Golf Mk5
42	Dawn BUTCHER	2:18.198	11:37:34.606	4	VW Golf Mk5
58	Paul HOGGINS	2:17.458	11:42:59.283	6	Audi TT

**BRSCC Snetterton Spring Race Weekend**

**BRSCC Evolution Trophy**

**QUALIFYING - RACE 12 - STATISTICS**

**CLASS : GT**

**2 Starters**

**Fastest Lap History**

NO	NAME	LAP TIME	TIME OF DAY	LAP	VEHICLE
18	Carey LEWIS	<b>2:17.334</b>	11:32:21.477	1	VW Golf Gti Mk5
18	Carey LEWIS	<b>2:15.434</b>	11:34:36.911	2	VW Golf Gti Mk5
18	Carey LEWIS	<b>2:14.829</b>	11:36:51.739	3	VW Golf Gti Mk5
18	Carey LEWIS	<b>2:14.816</b>	11:41:22.492	5	VW Golf Gti Mk5
18	Carey LEWIS	<b>2:14.495</b>	11:43:36.990	6	VW Golf Gti Mk5

**BRSCC Snetterton Spring Race Weekend**

**BRSCC Evolution Trophy**

**QUALIFYING - RACE 12 - STATISTICS**

**CLASS : VAG**

1 Starters

**Fastest Lap History**

NO	NAME	LAP TIME	TIME OF DAY	LAP	VEHICLE
38	Kevin O'BRIEN	<b>2:29.047</b>	11:32:45.828	2	VW golf
38	Kevin O'BRIEN	<b>2:23.983</b>	11:35:09.813	3	VW golf
38	Kevin O'BRIEN	<b>2:23.419</b>	11:37:33.230	4	VW golf

**BRSCC Snetterton Spring Race Weekend**

**BRSCC Evolution Trophy**

**QUALIFYING - RACE 12 - STATISTICS**

**CLASS : B**

**2 Starters**

**Fastest Lap History**

NO	NAME	LAP TIME	TIME OF DAY	LAP	VEHICLE
80	Gary FLETCHER	<b>2:34.494</b>	11:32:50.877	2	VW Golf GTI
311	Neil OAKLEY	<b>2:29.275</b>	11:32:52.169	2	VW Beetle
80	Gary FLETCHER	<b>2:29.245</b>	11:40:23.016	5	VW Golf GTI
311	Neil OAKLEY	<b>2:28.863</b>	11:40:23.814	5	VW Beetle

**BRSCC Snetterton Spring Race Weekend**

**BRSCC Evolution Trophy**

**QUALIFYING - RACE 12 - STATISTICS**

**CLASS : TT**

**2 Starters**

**Fastest Lap History**

NO	NAME	LAP TIME	TIME OF DAY	LAP	VEHICLE
85	Philip O'HALLORAN	<b>2:28.699</b>	11:33:13.446	2	Audi TT
85	Philip O'HALLORAN	<b>2:23.251</b>	11:35:36.697	3	Audi TT

# BRSCC Snetterton Spring Race Weekend



## BRSCC Evolution Trophy



### RACE 12 - GRID (15 minutes)

ROW 10	19	2:56.365	<b>2</b> Ken LARK	20	<b>83</b> Karl GREENFIELD
ROW 9	17	2:28.863	<b>311</b> Neil OAKLEY	18	2:29.245 <b>80</b> Gary FLETCHER
ROW 8	15	2:23.419	<b>38</b> Kevin O'BRIEN	16	2:27.979 <b>15</b> Christopher GARNHAM
ROW 7	13	2:23.218	<b>88</b> Frank PETTITT	14	2:23.251 <b>85</b> Philip O'HALLORAN
ROW 6	11	2:22.939	<b>46</b> Paul DUNNINGHAM	12	2:23.029 <b>53</b> Steven WATSON
ROW 5	9	2:18.887	<b>70</b> Donald DEWAR	10	2:22.635 <b>197</b> Graeme FARRINGTON
ROW 4	7	2:18.198	<b>42</b> Dawn BUTCHER	8	2:18.519 <b>96</b> David MYCOCK
ROW 3	5	2:17.637	<b>9</b> Jason BROUGH	6	2:17.936 <b>1</b> Tony HUNTER
ROW 2	3	2:16.716	<b>166</b> Richard CLARKE	4	2:17.458 <b>58</b> Paul HOGGINS
ROW 1	1	2:14.495	<b>18</b> Carey LEWIS	2	2:15.543 <b>27</b> Adam MARSHALL

**Pole**

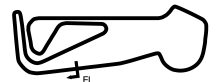
These results are provisional until the conclusion of any judicial and technical matters.

Snetterton 300: 2.9689 miles

Clerk Of Course:

Stewards:

Timekeeper: Lisa Sneader



Results can be found at [www.tsl-timing.com](http://www.tsl-timing.com)

Printed - 11:46 Sunday, 07 April 2024





# BRSCC Snetterton Spring Race Weekend

## BRSCC Evolution Trophy

### RACE 12 - CLASSIFICATION

Race Distance: 7 Laps / 20.78 miles

POS	NO	CL	PIC	NAME	ENTRY	LAPS	TIME	GAP	DIFF	MPH	BEST	ON	GRD	↑↓
1	18	GT	1	Carey LEWIS	VW Golf Gti Mk5	7	15:53.787			78.44	2:13.608	7	1	0
2	27	GT	2	Adam MARSHALL	VW Golf Mk5 GTI	7	15:55.150	1.363	1.363	78.32	2:12.741	7	2	0
3	1	Open NA	1	Tony HUNTER	Renault Clio 172 Cup	7	16:04.703	10.916	9.553	77.55	2:14.928	3	6	3
4	166	Clio RS	1	Richard CLARKE	Renault Clio Cup	7	16:05.013	11.226	0.310	77.52	2:14.877	7	3	-1
5	42	A	1	Dawn BUTCHER	VW Golf Mk5	7	16:28.187	34.400	23.174	75.71	2:18.039	5	7	2
6	9	PC	1	Jason BROUGH	Renault Clio 197	7	16:29.548	35.761	1.361	75.60	2:19.015	6	5	-1
7	96	PC	2	David MYCOCK	Renault Clio 182	7	16:29.704	35.917	0.156	75.59	2:19.198	3	8	1
8	58	A	2	Paul HOGGINS	Audi TT	7	16:31.602	37.815	1.898	75.45	2:16.434	4	4	-4
9	53	A	3	Steven WATSON	Audi A3	7	16:45.303	51.516	13.701	74.42	2:20.984	3	12	3
10	46	A	4	Paul DUNNINGHAM	Audi A3 2.0T Quattro	7	16:46.008	52.221	0.705	74.36	2:20.548	6	11	1
11	197		1	Graeme FARRINGTON	Renault Clio 197RC	7	16:48.329	54.542	2.321	74.19	2:20.302	5	10	-1
12	85	TT	1	Philip O'HALLORAN	Audi TT	7	17:02.721	1:08.934	14.392	73.15	2:23.698	4	14	2
13	38	VAG	1	Kevin O'BRIEN	VW golf	7	17:06.251	1:12.464	3.530	72.90	2:23.447	7	15	2
14	15	A	5	Christopher GARNHAM	Audi A3 2.0T	7	17:40.121	1:46.334	33.870	70.57	2:25.104	4	16	2
15	80	B	1	Gary FLETCHER	VW Golf GTI	7	17:40.146	1:46.359	0.025	70.57	2:27.990	7	18	3
16	83	TT	2	Karl GREENFIELD	Audi TT 225	7	17:40.974	1:47.187	0.828	70.51	2:25.890	5	20	4
17	311	B	2	Neil OAKLEY	VW Beetle	7	18:05.220	2:11.433	24.246	68.94	2:31.615	3	17	0

#### NOT CLASSIFIED

DNF	70	A		Donald DEWAR	Mk1 golf gti / Mk1 scirocco gti	4	9:29.872	3 Laps	3 Laps	75.02	2:18.357	4	9	
DNF	88	PC		Frank PETTITT	Renault	0							13	

#### FASTEST LAP

27	GT	Adam MARSHALL	VW Golf Mk5 GTI	7	2:12.741	80.51 mph	129.58 kph
166	Clio RS	Richard CLARKE	Renault Clio Cup	7	2:14.877	79.24 mph	127.52 kph
1	Open NA	Tony HUNTER	Renault Clio 172 Cup	3	2:14.928	79.21 mph	127.48 kph
58	A	Paul HOGGINS	Audi TT	4	2:16.434	78.33 mph	126.07 kph
9	PC	Jason BROUGH	Renault Clio 197	6	2:19.015	76.88 mph	123.73 kph
197		Graeme FARRINGTON	Renault Clio 197RC	5	2:20.302	76.17 mph	122.59 kph
38	VAG	Kevin O'BRIEN	VW golf	7	2:23.447	74.50 mph	119.91 kph
85	TT	Philip O'HALLORAN	Audi TT	4	2:23.698	74.37 mph	119.70 kph
80	B	Gary FLETCHER	VW Golf GTI	7	2:27.990	72.22 mph	116.22 kph

Weather / Track : Cloudy / Dry

Date: 07/04/2024 Start: 14:34 Finish: 14:49

These results are provisional until the conclusion of any judicial and technical matters.

Snetterton 300: 2.9689 miles

Clerk Of Course:	Stewards:	Timekeeper: Lisa Sneader	
------------------	-----------	--------------------------	--

Results can be found at [www.tsl-timing.com](http://www.tsl-timing.com)

Printed - 14:53 Sunday, 07 April 2024

# BRSCC Snetterton Spring Race Weekend

## BRSCC Evolution Trophy

### RACE 12 - LAP CHART

LAP 1 @ 14:36:30.375			LAP 2 @ 14:38:47.947			LAP 3 @ 14:41:03.210			LAP 4 @ 14:43:17.267			LAP 5 @ 14:45:31.911		
NO	BEHIND	LAP TIME	NO	BEHIND	LAP TIME	NO	BEHIND	LAP TIME	NO	BEHIND	LAP TIME	NO	BEHIND	LAP TIME
18		2:24.305	18		2:17.572	18		2:15.263	18		2:14.057	18		2:14.644
27	1.167	2:25.472	27	1.239	2:17.644	27	2.165	2:16.189	27	1.769	2:13.661	27	3.017	2:15.892
166	3.842	2:28.147	166	2.465	2:16.195	1	3.198	2:14.928	1	5.552	2:16.411	1	7.425	2:16.517
1	4.336	2:28.641	1	3.533	2:16.769	166	3.501	2:16.299	166	5.734	2:16.290	166	7.719	2:16.629
58	4.366	2:28.671	58	4.048	2:17.254	58	6.546	2:17.761	58	8.923	2:16.434	58	12.903	2:18.624
96	5.798	2:30.103	9	8.826	2:20.260	9	12.958	2:19.395	70	18.675	2:18.357	42	23.349	2:18.039
9	6.138	2:30.443	96	9.190	2:20.964	96	13.125	2:19.198	42	19.954	2:19.214	9	25.046	2:19.280
42	7.624	2:31.929	42	10.424	2:20.372	70	14.375	2:18.535	96	20.000	2:20.932	96	25.185	2:19.829
70	8.593	2:32.898	70	11.103	2:20.082	42	14.797	2:19.636	9	20.410	2:21.509	53	35.937	2:21.978
53	9.816	2:34.121	53	15.875	2:23.631	53	21.596	2:20.984	53	28.603	2:21.064	197	37.430	2:20.302
85	11.128	2:35.433	197	16.152	2:22.427	197	22.929	2:22.040	197	31.772	2:22.900	46	38.952	2:20.835
197	11.297	2:35.602	85	18.479	2:24.923	46	25.986	2:22.618	46	32.761	2:20.832	85	47.526	2:23.998
46	11.958	2:36.263	46	18.631	2:24.245	85	28.531	2:25.315	85	38.172	2:23.698	38	52.830	2:23.857
38	16.226	2:40.531	38	24.802	2:26.148	38	33.835	2:24.296	38	43.617	2:23.839	80	1:17.701	2:30.922
311	17.550	2:41.855	80	31.302	2:29.839	15	44.511	2:28.025	15	55.558	2:25.104	15	1:18.470	2:37.556
80	19.035	2:43.340	15	31.749	2:29.573	80	45.322	2:29.283	80	1:01.423	2:30.158	83	1:20.363	2:25.890
15	19.748	2:44.053	311	32.824	2:32.846	311	49.176	2:31.615	311	1:08.775	2:33.656	311	1:27.213	2:33.082
83	21.130	2:45.435	83	34.187	2:30.629	83	50.030	2:31.106	83	1:09.117	2:33.144			

# BRSCC Snetterton Spring Race Weekend

## BRSCC Evolution Trophy

### RACE 12 - LAP CHART

LAP 6 @ 14:47:46.249			LAP 7 @ 14:49:59.857		
NO	BEHIND	LAP TIME	NO	BEHIND	LAP TIME
18		2:14.338	18		2:13.608
27	2.230	2:13.551	27	1.363	2:12.741
1	9.281	2:16.194	1	10.916	2:15.243
166	9.957	2:16.576	166	11.226	2:14.877
42	28.611	2:19.600	42	34.400	2:19.397
9	29.723	2:19.015	9	35.761	2:19.646
96	30.203	2:19.356	96	35.917	2:19.322
58	33.504	2:34.939	58	37.815	2:17.919
53	43.396	2:21.797	53	51.516	2:21.728
197	44.302	2:21.210	46	52.221	2:20.667
46	45.162	2:20.548	197	54.542	2:23.848
85	57.301	2:24.113	85	1:08.934	2:25.241
38	1:02.625	2:24.133	38	1:12.464	2:23.447
15	1:31.767	2:27.635	15	1:46.334	2:28.175
80	1:31.977	2:28.614	80	1:46.359	2:27.990
83	1:33.293	2:27.268	83	1:47.187	2:27.502
311	1:49.375	2:36.500	311	2:11.433	2:35.666

# BRSCC Snetterton Spring Race Weekend

## BRSCC Evolution Trophy

### RACE 12 - LAP ANALYSIS

DIFF = Difference To Personal Best Lap

P1 18 Carey LEWIS				
LAP	LAP TIME	DIFF	MPH	TIME OF DAY
1 -	2:24.305	10.697	74.06	14:36:30.375
2 -	2:17.572	3.964	77.69	14:38:47.947
3 -	2:15.263	1.655	79.01	14:41:03.210
4 -	2:14.057 (2)	0.449	79.72	14:43:17.267
5 -	2:14.644	1.036	79.38	14:45:31.911
6 -	2:14.338 (3)	0.730	79.56	14:47:46.249
7 -	<b>2:13.608 (1)</b>		<b>79.99</b>	<b>14:49:59.857</b>

P2 27 Adam MARSHALL				
LAP	LAP TIME	DIFF	MPH	TIME OF DAY
1 -	2:25.472	12.731	73.47	14:36:31.542
2 -	2:17.644	4.903	77.65	14:38:49.186
3 -	2:16.189	3.448	78.47	14:41:05.375
4 -	2:13.661 (3)	0.920	79.96	14:43:19.036
5 -	2:15.892	3.151	78.65	14:45:34.928
6 -	2:13.551 (2)	0.810	80.02	14:47:48.479
7 -	<b>2:12.741 (1)</b>		<b>80.51</b>	<b>14:50:01.220</b>

P3 1 Tony HUNTER				
LAP	LAP TIME	DIFF	MPH	TIME OF DAY
1 -	2:28.641	13.713	71.90	14:36:34.711
2 -	2:16.769	1.841	78.14	14:38:51.480
3 -	<b>2:14.928 (1)</b>		<b>79.21</b>	<b>14:41:06.408</b>
4 -	2:16.411	1.483	78.35	14:43:22.819
5 -	2:16.517	1.589	78.29	14:45:39.336
6 -	2:16.194 (3)	1.266	78.47	14:47:55.530
7 -	2:15.243 (2)	0.315	79.02	14:50:10.773

P4 166 Richard CLARKE				
LAP	LAP TIME	DIFF	MPH	TIME OF DAY
1 -	2:28.147	13.270	72.14	14:36:34.217
2 -	2:16.195 (2)	1.318	78.47	14:38:50.412
3 -	2:16.299	1.422	78.41	14:41:06.711
4 -	2:16.290 (3)	1.413	78.42	14:43:23.001
5 -	2:16.629	1.752	78.22	14:45:39.630
6 -	2:16.576	1.699	78.25	14:47:56.206
7 -	<b>2:14.877 (1)</b>		<b>79.24</b>	<b>14:50:11.083</b>

P5 42 Dawn BUTCHER				
LAP	LAP TIME	DIFF	MPH	TIME OF DAY
1 -	2:31.929	13.890	70.34	14:36:37.999
2 -	2:20.372	2.333	76.14	14:38:58.371
3 -	2:19.636	1.597	76.54	14:41:18.007
4 -	2:19.214 (2)	1.175	76.77	14:43:37.221
5 -	<b>2:18.039 (1)</b>		<b>77.42</b>	<b>14:45:55.260</b>
6 -	2:19.600	1.561	76.56	14:48:14.860
7 -	2:19.397 (3)	1.358	76.67	14:50:34.257

P6 9 Jason BROUGH				
LAP	LAP TIME	DIFF	MPH	TIME OF DAY
1 -	2:30.443	11.428	71.04	14:36:36.513
2 -	2:20.260	1.245	76.20	14:38:56.773
3 -	2:19.395 (3)	0.380	76.67	14:41:16.168
4 -	2:21.509	2.494	75.52	14:43:37.677
5 -	2:19.280 (2)	0.265	76.73	14:45:56.957
6 -	<b>2:19.015 (1)</b>		<b>76.88</b>	<b>14:48:15.972</b>
7 -	2:19.646	0.631	76.53	14:50:35.618

DIFF = Difference To Personal Best Lap

P7 96 David MYCOCK				
LAP	LAP TIME	DIFF	MPH	TIME OF DAY
1 -	2:30.103	10.905	71.20	14:36:36.173
2 -	2:20.964	1.766	75.82	14:38:57.137
3 -	<b>2:19.198 (1)</b>		<b>76.78</b>	<b>14:41:16.335</b>
4 -	2:20.932	1.734	75.83	14:43:37.267
5 -	2:19.829	0.631	76.43	14:45:57.096
6 -	2:19.356 (3)	0.158	76.69	14:48:16.452
7 -	2:19.322 (2)	0.124	76.71	14:50:35.774

P8 58 Paul HOGGINS				
LAP	LAP TIME	DIFF	MPH	TIME OF DAY
1 -	2:28.671	12.237	71.89	14:36:34.741
2 -	2:17.254 (2)	0.820	77.87	14:38:51.995
3 -	2:17.761 (3)	1.327	77.58	14:41:09.756
4 -	<b>2:16.434 (1)</b>		<b>78.33</b>	<b>14:43:26.190</b>
5 -	2:18.624	2.190	77.10	14:45:44.814
6 -	2:34.939	18.505	68.98	14:48:19.753
7 -	2:17.919	1.485	77.49	14:50:37.672

P9 53 Steven WATSON				
LAP	LAP TIME	DIFF	MPH	TIME OF DAY
1 -	2:34.121	13.137	69.34	14:36:40.191
2 -	2:23.631	2.647	74.41	14:39:03.822
3 -	<b>2:20.984 (1)</b>		<b>75.81</b>	<b>14:41:24.806</b>
4 -	2:21.064 (2)	0.080	75.76	14:43:45.870
5 -	2:21.978	0.994	75.27	14:46:07.848
6 -	2:21.797	0.813	75.37	14:48:29.645
7 -	2:21.728 (3)	0.744	75.41	14:50:51.373

P10 46 Paul DUNNINGHAM				
LAP	LAP TIME	DIFF	MPH	TIME OF DAY
1 -	2:36.263	15.715	68.39	14:36:42.333
2 -	2:24.245	3.697	74.09	14:39:06.578
3 -	2:22.618	2.070	74.94	14:41:29.196
4 -	2:20.832 (3)	0.284	75.89	14:43:50.028
5 -	2:20.835	0.287	75.89	14:46:10.863
6 -	<b>2:20.548 (1)</b>		<b>76.04</b>	<b>14:48:31.411</b>
7 -	2:20.667 (2)	0.119	75.98	14:50:52.078

P11 197 Graeme FARRINGTON				
LAP	LAP TIME	DIFF	MPH	TIME OF DAY
1 -	2:35.602	15.300	68.68	14:36:41.672
2 -	2:22.427	2.125	75.04	14:39:04.099
3 -	2:22.040 (3)	1.738	75.24	14:41:26.139
4 -	2:22.900	2.598	74.79	14:43:49.039
5 -	<b>2:20.302 (1)</b>		<b>76.17</b>	<b>14:46:09.341</b>
6 -	2:21.210 (2)	0.908	75.68	14:48:30.551
7 -	2:23.848	3.546	74.30	14:50:54.399

P12 85 Philip O'HALLORAN				
LAP	LAP TIME	DIFF	MPH	TIME OF DAY
1 -	2:35.433	11.735	68.76	14:36:41.503
2 -	2:24.923	1.225	73.75	14:39:06.426
3 -	2:25.315	1.617	73.55	14:41:31.741
4 -	<b>2:23.698 (1)</b>		<b>74.37</b>	<b>14:43:55.439</b>
5 -	2:23.998 (2)	0.300	74.22	14:46:19.437
6 -	2:24.113 (3)	0.415	74.16	14:48:43.550
7 -	2:25.241	1.543	73.58	14:51:08.791

# BRSCC Snetterton Spring Race Weekend

## BRSCC Evolution Trophy

### RACE 12 - LAP ANALYSIS

DIFF = Difference To Personal Best Lap

<b>P13 38 Kevin O'BRIEN</b>				
LAP	LAP TIME	DIFF	MPH	TIME OF DAY
1 -	2:40.531	17.084	66.57	14:36:46.601
2 -	2:26.148	2.701	73.13	14:39:12.749
3 -	2:24.296	0.849	74.07	14:41:37.045
4 -	2:23.839 (2)	0.392	74.30	14:44:00.884
5 -	2:23.857 (3)	0.410	74.29	14:46:24.741
6 -	2:24.133	0.686	74.15	14:48:48.874
7 -	<b>2:23.447 (1)</b>		<b>74.50</b>	<b>14:51:12.321</b>

<b>P14 15 Christopher GARNHAM</b>				
LAP	LAP TIME	DIFF	MPH	TIME OF DAY
1 -	2:44.053	18.949	65.15	14:36:50.123
2 -	2:29.573	4.469	71.45	14:39:19.696
3 -	2:28.025 (3)	2.921	72.20	14:41:47.721
4 -	<b>2:25.104 (1)</b>		<b>73.65</b>	<b>14:44:12.825</b>
5 -	2:37.556	12.452	67.83	14:46:50.381
6 -	2:27.635 (2)	2.531	72.39	14:49:18.016
7 -	2:28.175	3.071	72.13	14:51:46.191

<b>P15 80 Gary FLETCHER</b>				
LAP	LAP TIME	DIFF	MPH	TIME OF DAY
1 -	2:43.340	15.350	65.43	14:36:49.410
2 -	2:29.839	1.849	71.33	14:39:19.249
3 -	2:29.283 (3)	1.293	71.59	14:41:48.532
4 -	2:30.158	2.168	71.17	14:44:18.690
5 -	2:30.922	2.932	70.81	14:46:49.612
6 -	2:28.614 (2)	0.624	71.91	14:49:18.226
7 -	<b>2:27.990 (1)</b>		<b>72.22</b>	<b>14:51:46.216</b>

<b>P16 83 Karl GREENFIELD</b>				
LAP	LAP TIME	DIFF	MPH	TIME OF DAY
1 -	2:45.435	19.545	64.60	14:36:51.505
2 -	2:30.629	4.739	70.95	14:39:22.134
3 -	2:31.106	5.216	70.73	14:41:53.240
4 -	2:33.144	7.254	69.79	14:44:26.384
5 -	<b>2:25.890 (1)</b>		<b>73.26</b>	<b>14:46:52.274</b>
6 -	2:27.268 (2)	1.378	72.57	14:49:19.542
7 -	2:27.502 (3)	1.612	72.46	14:51:47.044

<b>P17 311 Neil OAKLEY</b>				
LAP	LAP TIME	DIFF	MPH	TIME OF DAY
1 -	2:41.855	10.240	66.03	14:36:47.925
2 -	2:32.846 (2)	1.231	69.92	14:39:20.771
3 -	<b>2:31.615 (1)</b>		<b>70.49</b>	<b>14:41:52.386</b>
4 -	2:33.656	2.041	69.55	14:44:26.042
5 -	2:33.082 (3)	1.467	69.81	14:46:59.124
6 -	2:36.500	4.885	68.29	14:49:35.624
7 -	2:35.666	4.051	68.66	14:52:11.290

<b>P18 70 Donald DEWAR</b>				
LAP	LAP TIME	DIFF	MPH	TIME OF DAY
1 -	2:32.898	14.541	69.90	14:36:38.968
2 -	2:20.082 (3)	1.725	76.29	14:38:59.050
3 -	2:18.535 (2)	0.178	77.15	14:41:17.585
4 -	<b>2:18.357 (1)</b>		<b>77.25</b>	<b>14:43:35.942</b>

# BRSCC Snetterton Spring Race Weekend

## BRSCC Evolution Trophy

### RACE 12 - STATISTICS

**Competitors Started** 19  
**Planned Start** 2024-04-07 @ 14:40:00.000  
**Actual Start** 2024-04-07 @ 14:34:06.069  
**Finish Time** 2024-04-07 @ 14:49:59.094  
**Track Length** 2.9689mi.  
**Total Laps** 123  
**Total Distance Covered** 365.1761mi.

#### Session Fastest Lap History

NO	CL	NAME	LAP TIME	TIME OF DAY	LAP	VEHICLE
18	GT	Carey LEWIS	2:24.305	14:36:30.382	1	VW Golf Gti Mk5
18	GT	Carey LEWIS	2:17.572	14:38:47.954	2	VW Golf Gti Mk5
166	Clio RS	Richard CLARKE	2:16.195	14:38:50.425	2	Renault Clio Cup
18	GT	Carey LEWIS	2:15.263	14:41:03.217	3	VW Golf Gti Mk5
1	Open NA	Tony HUNTER	2:14.928	14:41:06.426	3	Renault Clio 172 Cup
18	GT	Carey LEWIS	2:14.057	14:43:17.273	4	VW Golf Gti Mk5
27	GT	Adam MARSHALL	2:13.661	14:43:19.045	4	VW Golf Mk5 GTI
27	GT	Adam MARSHALL	2:13.551	14:47:48.490	6	VW Golf Mk5 GTI
27	GT	Adam MARSHALL	2:12.741	14:50:01.229	7	VW Golf Mk5 GTI

#### Session Leader History

NO	CL	NAME	FROM LAP	LAPS LED	DISTANCE	VEHICLE
18	GT	Carey LEWIS	1	7	20.78 miles	VW Golf Gti Mk5

#### Flag History

TYPE	TIME OF DAY
GREEN	14:34:06.069
FINISH	14:49:59.094

#### Flag Statistics

TYPE	COUNT	TOTAL LAPS	TOTAL TIME
Green	1	7	18:13.606
Red	0	0	0.000
Safety Car	0	0	0.000
FCY	0	0	0.000

# BRSCC Snetterton Spring Race Weekend

## BRSCC Evolution Trophy

### RACE 12 - STATISTICS

CLASS :

1 Starters

#### Fastest Lap History

NO	NAME	LAP TIME	TIME OF DAY	LAP	VEHICLE
197	Graeme FARRINGTON	2:35.602	14:36:41.592	1	Renault Clio 197RC
197	Graeme FARRINGTON	2:22.427	14:39:04.106	2	Renault Clio 197RC
197	Graeme FARRINGTON	2:22.040	14:41:26.145	3	Renault Clio 197RC
197	Graeme FARRINGTON	2:20.302	14:46:09.347	5	Renault Clio 197RC

#### Leader History

NO	NAME	FROM LAP	LAPS LED	DISTANCE	VEHICLE
197	Graeme FARRINGTON	1	7	20.78 miles	Renault Clio 197RC

# BRSCC Snetterton Spring Race Weekend

## BRSCC Evolution Trophy

### RACE 12 - STATISTICS

CLASS : Open NA

1 Starters

#### Fastest Lap History

NO	NAME	LAP TIME	TIME OF DAY	LAP	VEHICLE
1	Tony HUNTER	<b>2:28.641</b>	14:36:34.711	1	Renault Clio 172 Cup
1	Tony HUNTER	<b>2:16.769</b>	14:38:51.498	2	Renault Clio 172 Cup
1	Tony HUNTER	<b>2:14.928</b>	14:41:06.426	3	Renault Clio 172 Cup

#### Leader History

NO	NAME	FROM LAP	LAPS LED	DISTANCE	VEHICLE
1	Tony HUNTER	1	7	20.78 miles	Renault Clio 172 Cup



# BRSCC Snetterton Spring Race Weekend

## BRSCC Evolution Trophy

### RACE 12 - STATISTICS

CLASS : PC

3 Starters

#### Fastest Lap History

NO	NAME	LAP TIME	TIME OF DAY	LAP	VEHICLE
96	David MYCOCK	2:30.103	14:36:36.185	1	Renault Clio 182
9	Jason BROUGH	2:20.260	14:38:56.782	2	Renault Clio 197
9	Jason BROUGH	2:19.395	14:41:16.176	3	Renault Clio 197
96	David MYCOCK	2:19.198	14:41:16.344	3	Renault Clio 182
9	Jason BROUGH	2:19.015	14:48:15.980	6	Renault Clio 197

#### Leader History

NO	NAME	FROM LAP	LAPS LED	DISTANCE	VEHICLE
96	David MYCOCK	1	1	2.96 miles	Renault Clio 182
9	Jason BROUGH	2	2	5.93 miles	Renault Clio 197
96	David MYCOCK	4	1	2.96 miles	Renault Clio 182
9	Jason BROUGH	5	3	8.90 miles	Renault Clio 197

# BRSCC Snetterton Spring Race Weekend

## BRSCC Evolution Trophy

### RACE 12 - STATISTICS

**CLASS : Clio RS**

1 Starters

#### Fastest Lap History

NO	NAME	LAP TIME	TIME OF DAY	LAP	VEHICLE
166	Richard CLARKE	<b>2:28.147</b>	14:36:34.230	1	Renault Clio Cup
166	Richard CLARKE	<b>2:16.195</b>	14:38:50.425	2	Renault Clio Cup
166	Richard CLARKE	<b>2:14.877</b>	14:50:11.096	7	Renault Clio Cup

#### Leader History

NO	NAME	FROM LAP	LAPS LED	DISTANCE	VEHICLE
166	Richard CLARKE	1	7	20.78 miles	Renault Clio Cup

# BRSCC Snetterton Spring Race Weekend

## BRSCC Evolution Trophy

### RACE 12 - STATISTICS

CLASS : A

6 Starters

#### Fastest Lap History

NO	NAME	LAP TIME	TIME OF DAY	LAP	VEHICLE
58	Paul HOGGINS	<b>2:28.671</b>	14:36:34.741	1	Audi TT
58	Paul HOGGINS	<b>2:17.254</b>	14:38:51.999	2	Audi TT
58	Paul HOGGINS	<b>2:16.434</b>	14:43:26.194	4	Audi TT

#### Leader History

NO	NAME	FROM LAP	LAPS LED	DISTANCE	VEHICLE
58	Paul HOGGINS	1	5	14.84 miles	Audi TT
42	Dawn BUTCHER	6	2	5.93 miles	VW Golf Mk5

# BRSCC Snetterton Spring Race Weekend

## BRSCC Evolution Trophy

### RACE 12 - STATISTICS

CLASS : GT

2 Starters

#### Fastest Lap History

NO	NAME	LAP TIME	TIME OF DAY	LAP	VEHICLE
18	Carey LEWIS	<b>2:24.305</b>	14:36:30.382	1	VW Golf Gti Mk5
18	Carey LEWIS	<b>2:17.572</b>	14:38:47.954	2	VW Golf Gti Mk5
18	Carey LEWIS	<b>2:15.263</b>	14:41:03.217	3	VW Golf Gti Mk5
18	Carey LEWIS	<b>2:14.057</b>	14:43:17.273	4	VW Golf Gti Mk5
27	Adam MARSHALL	<b>2:13.661</b>	14:43:19.045	4	VW Golf Mk5 GTI
27	Adam MARSHALL	<b>2:13.551</b>	14:47:48.490	6	VW Golf Mk5 GTI
27	Adam MARSHALL	<b>2:12.741</b>	14:50:01.229	7	VW Golf Mk5 GTI

#### Leader History

NO	NAME	FROM LAP	LAPS LED	DISTANCE	VEHICLE
18	Carey LEWIS	1	7	20.78 miles	VW Golf Gti Mk5

# BRSCC Snetterton Spring Race Weekend

## BRSCC Evolution Trophy

### RACE 12 - STATISTICS

CLASS : VAG

1 Starters

#### Fastest Lap History

NO	NAME	LAP TIME	TIME OF DAY	LAP	VEHICLE
38	Kevin O'BRIEN	2:40.531	14:36:46.612	1	VW golf
38	Kevin O'BRIEN	2:26.148	14:39:12.757	2	VW golf
38	Kevin O'BRIEN	2:24.296	14:41:37.055	3	VW golf
38	Kevin O'BRIEN	2:23.839	14:44:00.895	4	VW golf
38	Kevin O'BRIEN	2:23.447	14:51:12.333	7	VW golf

#### Leader History

NO	NAME	FROM LAP	LAPS LED	DISTANCE	VEHICLE
38	Kevin O'BRIEN	1	7	20.78 miles	VW golf

# BRSCC Snetterton Spring Race Weekend

## BRSCC Evolution Trophy

### RACE 12 - STATISTICS

CLASS : B

2 Starters

#### Fastest Lap History

NO	NAME	LAP TIME	TIME OF DAY	LAP	VEHICLE
311	Neil OAKLEY	<b>2:41.855</b>	14:36:47.929	1	VW Beetle
80	Gary FLETCHER	<b>2:29.839</b>	14:39:19.261	2	VW Golf GTI
80	Gary FLETCHER	<b>2:29.283</b>	14:41:48.544	3	VW Golf GTI
80	Gary FLETCHER	<b>2:28.614</b>	14:49:18.237	6	VW Golf GTI
80	Gary FLETCHER	<b>2:27.990</b>	14:51:46.216	7	VW Golf GTI

#### Leader History

NO	NAME	FROM LAP	LAPS LED	DISTANCE	VEHICLE
311	Neil OAKLEY	1	1	2.96 miles	VW Beetle
80	Gary FLETCHER	2	6	17.81 miles	VW Golf GTI

# BRSCC Snetterton Spring Race Weekend

## BRSCC Evolution Trophy

### RACE 12 - STATISTICS

CLASS : TT

2 Starters

#### Fastest Lap History

NO	NAME	LAP TIME	TIME OF DAY	LAP	VEHICLE
85	Philip O'HALLORAN	<b>2:35.433</b>	14:36:41.517	1	Audi TT
85	Philip O'HALLORAN	<b>2:24.923</b>	14:39:06.440	2	Audi TT
85	Philip O'HALLORAN	<b>2:23.698</b>	14:43:55.461	4	Audi TT

#### Leader History

NO	NAME	FROM LAP	LAPS LED	DISTANCE	VEHICLE
85	Philip O'HALLORAN	1	7	20.78 miles	Audi TT


**BRSCC Snetterton Spring Race Weekend**

**BRSCC Evolution Trophy**

**RACE 15 - GRID (15 minutes)**

ROW 10	19	<b>88</b> Frank PETTITT	20	<b>2</b> Ken LARK
ROW 9	17	<b>311</b> Neil OAKLEY	18	<b>70</b> Donald DEWAR
ROW 8	15	<b>80</b> Gary FLETCHER	16	<b>83</b> Karl GREENFIELD
ROW 7	13	<b>38</b> Kevin O'BRIEN	14	<b>15</b> Christopher GARNHAM
ROW 6	11	<b>197</b> Graeme FARRINGTON	12	<b>85</b> Philip O'HALLORAN
ROW 5	9	<b>53</b> Steven WATSON	10	<b>46</b> Paul DUNNINGHAM
ROW 4	7	<b>96</b> David MYCOCK	8	<b>58</b> Paul HOGGINS
ROW 3	5	<b>42</b> Dawn BUTCHER	6	<b>9</b> Jason BROUGH
ROW 2	3	<b>1</b> Tony HUNTER	4	<b>166</b> Richard CLARKE
ROW 1	1	<b>18</b> Carey LEWIS	2	<b>27</b> Adam MARSHALL

**Pole**



These results are provisional until the conclusion of any judicial and technical matters.

Snetterton 300: 2.9689 miles

Clerk Of Course:	Stewards:	Timekeeper: Lisa Sneader	
------------------	-----------	--------------------------	---

Results can be found at [www.tsl-timing.com](http://www.tsl-timing.com)

Printed - 14:55 Sunday, 07 April 2024





# BRSCC Snetterton Spring Race Weekend



## BRSCC Evolution Trophy



### RACE 15 - CLASSIFICATION

Race Distance: 7 Laps / 20.78 miles

POS	NO	CL	PIC	NAME	ENTRY	LAPS	TIME	GAP	DIFF	MPH	BEST	ON	GRD	↑↓
1	18	GT	1	Carey LEWIS	VW Golf Gti Mk5	7	15:38.326			79.73	2:12.249	7	1	0
2	27	GT	2	Adam MARSHALL	VW Golf Mk5 GTI	7	15:39.513	1.187	1.187	79.63	2:12.400	7	2	0
3	1	Open NA	1	Tony HUNTER	Renault Clio 172 Cup	7	16:12.202	33.876	32.689	76.95	2:16.722	6	3	0
4	58	A	1	Paul HOGGINS	Audi TT	7	16:17.522	39.196	5.320	76.53	2:16.128	4	8	4
5	166	Clio RS	1	Richard CLARKE	Renault Clio Cup	7	16:17.668	39.342	0.146	76.52	2:15.450	6	4	-1
6	9	PC	1	Jason BROUGH	Renault Clio 197	7	16:25.928	47.602	8.260	75.88	2:18.505	4	6	0
7	96	PC	2	David MYCOCK	Renault Clio 182	7	16:30.526	52.200	4.598	75.53	2:17.661	4	7	0
8	53	A	2	Steven WATSON	Audi A3	7	16:40.842	1:02.516	10.316	74.75	2:19.684	7	9	1
9	197		1	Graeme FARRINGTON	Renault Clio 197RC	7	16:50.977	1:12.651	10.135	74.00	2:20.986	5	11	2
10	85	TT	1	Philip O'HALLORAN	Audi TT	7	16:52.119	1:13.793	1.142	73.92	2:21.984	5	12	2
11	46	A	3	Paul DUNNINGHAM	Audi A3 2.0T Quattro	7	16:52.629	1:14.303	0.510	73.88	2:21.087	5	10	-1
12	15	A	4	Christopher GARNHAM	Audi A3 2.0T	7	17:27.392	1:49.066	34.763	71.43	2:25.010	6	14	2
13	80	B	1	Gary FLETCHER	VW Golf GTI	7	17:27.770	1:49.444	0.378	71.40	2:25.543	6	15	2
14	83	TT	2	Karl GREENFIELD	Audi TT 225	7	17:39.493	2:01.167	11.723	70.61	2:24.742	6	16	2
15	42	A	5	Dawn BUTCHER	VW Golf Mk5	7	17:56.586	2:18.260	17.093	69.49	2:18.412	6	5	-10

#### NOT CLASSIFIED

DNF	70	A		Donald DEWAR	Mk1 golf gti / Mk1 scirocco gti	3	7:19.875	4 Laps	4 Laps	72.89	2:19.569	3	18	
DNF	311	B		Neil OAKLEY	VW Beetle	3	7:41.504	4 Laps	21.629	69.47	2:29.296	3	17	

#### FASTEST LAP

18	GT	Carey LEWIS	VW Golf Gti Mk5	7	2:12.249	80.81 mph	130.06 kph
166	Clio RS	Richard CLARKE	Renault Clio Cup	6	2:15.450	78.90 mph	126.99 kph
58	A	Paul HOGGINS	Audi TT	4	2:16.128	78.51 mph	126.35 kph
1	Open NA	Tony HUNTER	Renault Clio 172 Cup	6	2:16.722	78.17 mph	125.80 kph
96	PC	David MYCOCK	Renault Clio 182	4	2:17.661	77.64 mph	124.95 kph
197		Graeme FARRINGTON	Renault Clio 197RC	5	2:20.986	75.80 mph	122.00 kph
85	TT	Philip O'HALLORAN	Audi TT	5	2:21.984	75.27 mph	121.14 kph
80	B	Gary FLETCHER	VW Golf GTI	6	2:25.543	73.43 mph	118.18 kph

Weather / Track : Cloudy / Dry

Date: 07/04/2024 Start: 17:50 Finish: 18:06

These results are provisional until the conclusion of any judicial and technical matters.

Snetterton 300: 2.9689 miles

Clerk Of Course:

Stewards:

Timekeeper: Lisa Sneader



Results can be found at [www.tsl-timing.com](http://www.tsl-timing.com)

Printed - 18:09 Sunday, 07 April 2024



# BRSCC Snetterton Spring Race Weekend

## BRSCC Evolution Trophy

### RACE 15 - LAP CHART

LAP 1 @ 17:52:49.145			LAP 2 @ 17:55:03.000			LAP 3 @ 17:57:15.660			LAP 4 @ 17:59:28.529			LAP 5 @ 18:01:41.329		
NO	BEHIND	LAP TIME	NO	BEHIND	LAP TIME	NO	BEHIND	LAP TIME	NO	BEHIND	LAP TIME	NO	BEHIND	LAP TIME
27		2:21.399	27		2:13.855	27		2:12.660	27		2:12.869	27		2:12.800
18	1.012	2:22.411	18	0.757	2:13.600	18	0.841	2:12.744	18	0.338	2:12.366	18	0.159	2:12.621
1	3.871	2:25.270	1	8.964	2:18.948	1	15.045	2:18.741	1	20.294	2:18.118	1	24.407	2:16.913
9	6.322	2:27.721	9	13.402	2:20.935	58	19.870	2:18.066	58	23.129	2:16.128	58	28.189	2:17.860
96	6.788	2:28.187	42	13.583	2:20.075	9	20.059	2:19.317	9	25.695	2:18.505	166	32.264	2:16.094
42	7.363	2:28.762	96	14.306	2:21.373	96	21.069	2:19.423	96	25.861	2:17.661	9	33.168	2:20.273
53	10.890	2:32.289	58	14.464	2:17.251	166	25.932	2:17.706	166	28.970	2:15.907	96	35.557	2:22.496
58	11.068	2:32.467	53	20.712	2:23.677	53	29.699	2:21.647	53	36.756	2:19.926	53	47.262	2:23.306
85	12.177	2:33.576	166	20.886	2:20.281	70	31.961	2:19.569	85	44.421	2:25.096	85	53.605	2:21.984
46	12.372	2:33.771	85	21.792	2:23.470	85	32.194	2:23.062	46	45.333	2:24.913	46	53.620	2:21.087
166	14.460	2:35.859	46	22.091	2:23.574	46	33.289	2:23.858	197	46.415	2:24.385	197	54.601	2:20.986
197	15.017	2:36.416	70	25.052	2:22.119	197	34.899	2:21.169	80	1:07.000	2:28.133	80	1:21.936	2:27.736
70	16.788	2:38.187	197	26.390	2:25.228	80	51.736	2:28.033	15	1:07.886	2:26.677	15	1:22.926	2:27.840
80	18.607	2:40.006	80	36.363	2:31.611	311	53.590	2:29.296	83	1:09.059	2:26.712	83	1:23.955	2:27.696
311	20.917	2:42.316	311	36.954	2:29.892	15	54.078	2:28.666	42	1:57.974	2:21.936	42	2:04.318	2:19.144
83	21.651	2:43.050	83	37.934	2:30.138	83	55.216	2:29.942						
15	21.871	2:43.270	15	38.072	2:30.056	42	1:48.907	3:47.984 P						

# BRSCC Snetterton Spring Race Weekend

## BRSCC Evolution Trophy

### RACE 15 - LAP CHART

LAP 6 @ 18:03:53.823			LAP 7 @ 18:06:06.072		
NO	BEHIND	LAP TIME	NO	BEHIND	LAP TIME
18		2:12.335	18		2:12.249
27	1.036	2:13.530	27	1.187	2:12.400
1	28.635	2:16.722	1	33.876	2:17.490
58	32.708	2:17.013	58	39.196	2:18.737
166	35.220	2:15.450	166	39.342	2:16.371
9	39.556	2:18.882	9	47.602	2:20.295
96	43.655	2:20.592	96	52.200	2:20.794
53	55.081	2:20.313	53	1:02.516	2:19.684
197	1:03.554	2:21.447	197	1:12.651	2:21.346
85	1:03.968	2:22.857	85	1:13.793	2:22.074
46	1:05.104	2:23.978	46	1:14.303	2:21.448
80	1:34.985	2:25.543	15	1:49.066	2:25.873
15	1:35.442	2:25.010	80	1:49.444	2:26.708
83	1:36.203	2:24.742	83	2:01.167	2:37.213
42	2:10.236	2:18.412	42	2:18.260	2:20.273

# BRSCC Snetterton Spring Race Weekend

## BRSCC Evolution Trophy

### RACE 15 - LAP ANALYSIS

DIFF = Difference To Personal Best Lap

P1 18 Carey LEWIS				
LAP	LAP TIME	DIFF	MPH	TIME OF DAY
1 -	2:22.411	10.162	75.05	17:52:50.157
2 -	2:13.600	1.351	80.00	17:55:03.757
3 -	2:12.744	0.495	80.51	17:57:16.501
4 -	2:12.366 (3)	0.117	80.74	17:59:28.867
5 -	2:12.621	0.372	80.59	18:01:41.488
6 -	2:12.335 (2)	0.086	80.76	18:03:53.823
7 -	<b>2:12.249 (1)</b>		<b>80.81</b>	<b>18:06:06.072</b>

P2 27 Adam MARSHALL				
LAP	LAP TIME	DIFF	MPH	TIME OF DAY
1 -	2:21.399	8.999	75.58	17:52:49.145
2 -	2:13.855	1.455	79.84	17:55:03.000
3 -	2:12.660 (2)	0.260	80.56	17:57:15.660
4 -	2:12.869	0.469	80.44	17:59:28.529
5 -	2:12.800 (3)	0.400	80.48	18:01:41.329
6 -	2:13.530	1.130	80.04	18:03:54.859
7 -	<b>2:12.400 (1)</b>		<b>80.72</b>	<b>18:06:07.259</b>

P3 1 Tony HUNTER				
LAP	LAP TIME	DIFF	MPH	TIME OF DAY
1 -	2:25.270	8.548	73.57	17:52:53.016
2 -	2:18.948	2.226	76.92	17:55:11.964
3 -	2:18.741	2.019	77.03	17:57:30.705
4 -	2:18.118	1.396	77.38	17:59:48.823
5 -	2:16.913 (2)	0.191	78.06	18:02:05.736
6 -	<b>2:16.722 (1)</b>		<b>78.17</b>	<b>18:04:22.458</b>
7 -	2:17.490 (3)	0.768	77.73	18:06:39.948

P4 58 Paul HOGGINS				
LAP	LAP TIME	DIFF	MPH	TIME OF DAY
1 -	2:32.467	16.339	70.10	17:53:00.213
2 -	2:17.251 (3)	1.123	77.87	17:55:17.464
3 -	2:18.066	1.938	77.41	17:57:35.530
4 -	<b>2:16.128 (1)</b>		<b>78.51</b>	<b>17:59:51.658</b>
5 -	2:17.860	1.732	77.52	18:02:09.518
6 -	2:17.013 (2)	0.885	78.00	18:04:26.531
7 -	2:18.737	2.609	77.03	18:06:45.268

P5 166 Richard CLARKE				
LAP	LAP TIME	DIFF	MPH	TIME OF DAY
1 -	2:35.859	20.409	68.57	17:53:03.605
2 -	2:20.281	4.831	76.19	17:55:23.886
3 -	2:17.706	2.256	77.61	17:57:41.592
4 -	2:15.907 (2)	0.457	78.64	17:59:57.499
5 -	2:16.094 (3)	0.644	78.53	18:02:13.593
6 -	<b>2:15.450 (1)</b>		<b>78.90</b>	<b>18:04:29.043</b>
7 -	2:16.371	0.921	78.37	18:06:45.414

P6 9 Jason BROUGH				
LAP	LAP TIME	DIFF	MPH	TIME OF DAY
1 -	2:27.721	9.216	72.35	17:52:55.467
2 -	2:20.935	2.430	75.83	17:55:16.402
3 -	2:19.317 (3)	0.812	76.71	17:57:35.719
4 -	<b>2:18.505 (1)</b>		<b>77.16</b>	<b>17:59:54.224</b>
5 -	2:20.273	1.768	76.19	18:02:14.497
6 -	2:18.882 (2)	0.377	76.95	18:04:33.379
7 -	2:20.295	1.790	76.18	18:06:53.674

DIFF = Difference To Personal Best Lap

P7 96 David MYCOCK				
LAP	LAP TIME	DIFF	MPH	TIME OF DAY
1 -	2:28.187	10.526	72.12	17:52:55.933
2 -	2:21.373	3.712	75.60	17:55:17.306
3 -	2:19.423 (2)	1.762	76.65	17:57:36.729
4 -	<b>2:17.661 (1)</b>		<b>77.64</b>	<b>17:59:54.390</b>
5 -	2:22.496	4.835	75.00	18:02:16.886
6 -	2:20.592 (3)	2.931	76.02	18:04:37.478
7 -	2:20.794	3.133	75.91	18:06:58.272

P8 53 Steven WATSON				
LAP	LAP TIME	DIFF	MPH	TIME OF DAY
1 -	2:32.289	12.605	70.18	17:53:00.035
2 -	2:23.677	3.993	74.38	17:55:23.712
3 -	2:21.647	1.963	75.45	17:57:45.359
4 -	2:19.926 (2)	0.242	76.38	18:00:05.285
5 -	2:23.306	3.622	74.58	18:02:28.591
6 -	2:20.313 (3)	0.629	76.17	18:04:48.904
7 -	<b>2:19.684 (1)</b>		<b>76.51</b>	<b>18:07:08.588</b>

P9 197 Graeme FARRINGTON				
LAP	LAP TIME	DIFF	MPH	TIME OF DAY
1 -	2:36.416	15.430	68.33	17:53:04.162
2 -	2:25.228	4.242	73.59	17:55:29.390
3 -	2:21.169 (2)	0.183	75.71	17:57:50.559
4 -	2:24.385	3.399	74.02	18:00:14.944
5 -	<b>2:20.986 (1)</b>		<b>75.80</b>	<b>18:02:35.930</b>
6 -	2:21.447	0.461	75.56	18:04:57.377
7 -	2:21.346 (3)	0.360	75.61	18:07:18.723

P10 85 Philip O'HALLORAN				
LAP	LAP TIME	DIFF	MPH	TIME OF DAY
1 -	2:33.576	11.592	69.59	17:53:01.322
2 -	2:23.470	1.486	74.49	17:55:24.792
3 -	2:23.062	1.078	74.70	17:57:47.854
4 -	2:25.096	3.112	73.66	18:00:12.950
5 -	<b>2:21.984 (1)</b>		<b>75.27</b>	<b>18:02:34.934</b>
6 -	2:22.857 (3)	0.873	74.81	18:04:57.791
7 -	2:22.074 (2)	0.090	75.22	18:07:19.865

P11 46 Paul DUNNINGHAM				
LAP	LAP TIME	DIFF	MPH	TIME OF DAY
1 -	2:33.771	12.684	69.50	17:53:01.517
2 -	2:23.574 (3)	2.487	74.44	17:55:25.091
3 -	2:23.858	2.771	74.29	17:57:48.949
4 -	2:24.913	3.826	73.75	18:00:13.862
5 -	<b>2:21.087 (1)</b>		<b>75.75</b>	<b>18:02:34.949</b>
6 -	2:23.978	2.891	74.23	18:04:58.927
7 -	2:21.448 (2)	0.361	75.56	18:07:20.375

P12 15 Christopher GARNHAM				
LAP	LAP TIME	DIFF	MPH	TIME OF DAY
1 -	2:43.270	18.260	65.46	17:53:11.016
2 -	2:30.056	5.046	71.22	17:55:41.072
3 -	2:28.666	3.656	71.89	17:58:09.738
4 -	2:26.677 (3)	1.667	72.86	18:00:36.415
5 -	2:27.840	2.830	72.29	18:03:04.255
6 -	<b>2:25.010 (1)</b>		<b>73.70</b>	<b>18:05:29.265</b>
7 -	2:25.873 (2)	0.863	73.26	18:07:55.138

# BRSCC Snetterton Spring Race Weekend

## BRSCC Evolution Trophy

### RACE 15 - LAP ANALYSIS

DIFF = Difference To Personal Best Lap

<b>P13 80 Gary FLETCHER</b>				
LAP	LAP TIME	DIFF	MPH	TIME OF DAY
1 -	2:40.006	14.463	66.79	17:53:07.752
2 -	2:31.611	6.068	70.49	17:55:39.363
3 -	2:28.033	2.490	72.20	17:58:07.396
4 -	2:28.133	2.590	72.15	18:00:35.529
5 -	2:27.736 (3)	2.193	72.34	18:03:03.265
6 -	<b>2:25.543 (1)</b>		<b>73.43</b>	<b>18:05:28.808</b>
7 -	2:26.708 (2)	1.165	72.85	18:07:55.516

<b>P14 83 Karl GREENFIELD</b>				
LAP	LAP TIME	DIFF	MPH	TIME OF DAY
1 -	2:43.050	18.308	65.55	17:53:10.796
2 -	2:30.138	5.396	71.18	17:55:40.934
3 -	2:29.942	5.200	71.28	17:58:10.876
4 -	2:26.712 (2)	1.970	72.85	18:00:37.588
5 -	2:27.696 (3)	2.954	72.36	18:03:05.284
6 -	<b>2:24.742 (1)</b>		<b>73.84</b>	<b>18:05:30.026</b>
7 -	2:37.213	12.471	67.98	18:08:07.239

<b>P15 42 Dawn BUTCHER</b>				
LAP	LAP TIME	DIFF	MPH	TIME OF DAY
1 -	2:28.762	10.350	71.84	17:52:56.508
2 -	2:20.075 (3)	1.663	76.30	17:55:16.583
3 -	3:47.984 P	1:29.572	46.88	17:59:04.567
4 -	2:21.936	3.524	75.30	18:01:26.503
5 -	2:19.144 (2)	0.732	76.81	18:03:45.647
6 -	<b>2:18.412 (1)</b>		<b>77.21</b>	<b>18:06:04.059</b>
7 -	2:20.273	1.861	76.19	18:08:24.332

<b>P16 70 Donald DEWAR</b>				
LAP	LAP TIME	DIFF	MPH	TIME OF DAY
1 -	2:38.187 (3)	18.618	67.56	17:53:05.933
2 -	2:22.119 (2)	2.550	75.20	17:55:28.052
3 -	<b>2:19.569 (1)</b>		<b>76.57</b>	<b>17:57:47.621</b>

<b>P17 311 Neil OAKLEY</b>				
LAP	LAP TIME	DIFF	MPH	TIME OF DAY
1 -	2:42.316 (3)	13.020	65.84	17:53:10.062
2 -	2:29.892 (2)	0.596	71.30	17:55:39.954
3 -	<b>2:29.296 (1)</b>		<b>71.58</b>	<b>17:58:09.250</b>

# BRSCC Snetterton Spring Race Weekend

## BRSCC Evolution Trophy

### RACE 15 - STATISTICS

<b>Competitors Started</b>	17
<b>Planned Start</b>	2024-04-07 @ 18:00:00.000
<b>Actual Start</b>	2024-04-07 @ 17:50:27.745
<b>Finish Time</b>	2024-04-07 @ 18:06:06.070
<b>Track Length</b>	2.9689mi.
<b>Total Laps</b>	111
<b>Total Distance Covered</b>	329.5491mi.

#### Session Fastest Lap History

NO	CL	NAME	LAP TIME	TIME OF DAY	LAP	VEHICLE
27	GT	Adam MARSHALL	<b>2:21.399</b>	17:52:49.153	1	VW Golf Mk5 GTI
27	GT	Adam MARSHALL	<b>2:13.855</b>	17:55:03.010	2	VW Golf Mk5 GTI
18	GT	Carey LEWIS	<b>2:13.600</b>	17:55:03.764	2	VW Golf Gti Mk5
27	GT	Adam MARSHALL	<b>2:12.660</b>	17:57:15.668	3	VW Golf Mk5 GTI
18	GT	Carey LEWIS	<b>2:12.366</b>	17:59:28.874	4	VW Golf Gti Mk5
18	GT	Carey LEWIS	<b>2:12.335</b>	18:03:53.830	6	VW Golf Gti Mk5
18	GT	Carey LEWIS	<b>2:12.249</b>	18:06:06.079	7	VW Golf Gti Mk5

#### Session Leader History

NO	CL	NAME	FROM LAP	LAPS LED	DISTANCE	VEHICLE
27	GT	Adam MARSHALL	1	5	14.84 miles	VW Golf Mk5 GTI
18	GT	Carey LEWIS	6	2	5.93 miles	VW Golf Gti Mk5

#### Flag History

TYPE	TIME OF DAY
GREEN	17:50:27.745
FINISH	18:06:06.070

#### Flag Statistics

TYPE	COUNT	TOTAL LAPS	TOTAL TIME
Green	1	7	18:14.671
Red	0	0	0.000
Safety Car	0	0	0.000
FCY	0	0	0.000

# BRSCC Snetterton Spring Race Weekend

## BRSCC Evolution Trophy

### RACE 15 - STATISTICS

CLASS :

1 Starters

#### Fastest Lap History

NO	NAME	LAP TIME	TIME OF DAY	LAP	VEHICLE
197	Graeme FARRINGTON	<b>2:36.416</b>	17:53:04.168	1	Renault Clio 197RC
197	Graeme FARRINGTON	<b>2:25.228</b>	17:55:29.396	2	Renault Clio 197RC
197	Graeme FARRINGTON	<b>2:21.169</b>	17:57:50.565	3	Renault Clio 197RC
197	Graeme FARRINGTON	<b>2:20.986</b>	18:02:35.936	5	Renault Clio 197RC

#### Leader History

NO	NAME	FROM LAP	LAPS LED	DISTANCE	VEHICLE
197	Graeme FARRINGTON	1	7	20.78 miles	Renault Clio 197RC

# BRSCC Snetterton Spring Race Weekend

## BRSCC Evolution Trophy

### RACE 15 - STATISTICS

CLASS : Open NA

1 Starters

#### Fastest Lap History

NO	NAME	LAP TIME	TIME OF DAY	LAP	VEHICLE
1	Tony HUNTER	<b>2:25.270</b>	17:52:53.034	1	Renault Clio 172 Cup
1	Tony HUNTER	<b>2:18.948</b>	17:55:11.983	2	Renault Clio 172 Cup
1	Tony HUNTER	<b>2:18.741</b>	17:57:30.723	3	Renault Clio 172 Cup
1	Tony HUNTER	<b>2:18.118</b>	17:59:48.841	4	Renault Clio 172 Cup
1	Tony HUNTER	<b>2:16.913</b>	18:02:05.754	5	Renault Clio 172 Cup
1	Tony HUNTER	<b>2:16.722</b>	18:04:22.476	6	Renault Clio 172 Cup

#### Leader History

NO	NAME	FROM LAP	LAPS LED	DISTANCE	VEHICLE
1	Tony HUNTER	1	7	20.78 miles	Renault Clio 172 Cup



# BRSCC Snetterton Spring Race Weekend

## BRSCC Evolution Trophy

### RACE 15 - STATISTICS

CLASS : PC

2 Starters

#### Fastest Lap History

NO	NAME	LAP TIME	TIME OF DAY	LAP	VEHICLE
9	Jason BROUGH	2:27.721	17:52:55.475	1	Renault Clio 197
9	Jason BROUGH	2:20.935	17:55:16.410	2	Renault Clio 197
9	Jason BROUGH	2:19.317	17:57:35.645	3	Renault Clio 197
9	Jason BROUGH	2:18.505	17:59:54.231	4	Renault Clio 197
96	David MYCOCK	2:17.661	17:59:54.400	4	Renault Clio 182

#### Leader History

NO	NAME	FROM LAP	LAPS LED	DISTANCE	VEHICLE
9	Jason BROUGH	1	7	20.78 miles	Renault Clio 197

# BRSCC Snetterton Spring Race Weekend

## BRSCC Evolution Trophy

### RACE 15 - STATISTICS

**CLASS : Clio RS**

1 Starters

#### Fastest Lap History

NO	NAME	LAP TIME	TIME OF DAY	LAP	VEHICLE
166	Richard CLARKE	2:35.859	17:53:03.618	1	Renault Clio Cup
166	Richard CLARKE	2:20.281	17:55:23.899	2	Renault Clio Cup
166	Richard CLARKE	2:17.706	17:57:41.605	3	Renault Clio Cup
166	Richard CLARKE	2:15.907	17:59:57.512	4	Renault Clio Cup
166	Richard CLARKE	2:15.450	18:04:29.056	6	Renault Clio Cup

#### Leader History

NO	NAME	FROM LAP	LAPS LED	DISTANCE	VEHICLE
166	Richard CLARKE	1	7	20.78 miles	Renault Clio Cup

# BRSCC Snetterton Spring Race Weekend

## BRSCC Evolution Trophy

### RACE 15 - STATISTICS

CLASS : A

6 Starters

#### Fastest Lap History

NO	NAME	LAP TIME	TIME OF DAY	LAP	VEHICLE
42	Dawn BUTCHER	<b>2:28.762</b>	17:52:56.516	1	VW Golf Mk5
42	Dawn BUTCHER	<b>2:20.075</b>	17:55:16.591	2	VW Golf Mk5
58	Paul HOGGINS	<b>2:17.251</b>	17:55:17.392	2	Audi TT
58	Paul HOGGINS	<b>2:16.128</b>	17:59:51.662	4	Audi TT

#### Leader History

NO	NAME	FROM LAP	LAPS LED	DISTANCE	VEHICLE
42	Dawn BUTCHER	1	2	5.93 miles	VW Golf Mk5
58	Paul HOGGINS	3	5	14.84 miles	Audi TT

# BRSCC Snetterton Spring Race Weekend

## BRSCC Evolution Trophy

### RACE 15 - STATISTICS

CLASS : GT

2 Starters

#### Fastest Lap History

NO	NAME	LAP TIME	TIME OF DAY	LAP	VEHICLE
27	Adam MARSHALL	<b>2:21.399</b>	17:52:49.153	1	VW Golf Mk5 GTI
27	Adam MARSHALL	<b>2:13.855</b>	17:55:03.010	2	VW Golf Mk5 GTI
18	Carey LEWIS	<b>2:13.600</b>	17:55:03.764	2	VW Golf Gti Mk5
27	Adam MARSHALL	<b>2:12.660</b>	17:57:15.668	3	VW Golf Mk5 GTI
18	Carey LEWIS	<b>2:12.366</b>	17:59:28.874	4	VW Golf Gti Mk5
18	Carey LEWIS	<b>2:12.335</b>	18:03:53.830	6	VW Golf Gti Mk5
18	Carey LEWIS	<b>2:12.249</b>	18:06:06.079	7	VW Golf Gti Mk5

#### Leader History

NO	NAME	FROM LAP	LAPS LED	DISTANCE	VEHICLE
27	Adam MARSHALL	1	5	14.84 miles	VW Golf Mk5 GTI
18	Carey LEWIS	6	2	5.93 miles	VW Golf Gti Mk5

# BRSCC Snetterton Spring Race Weekend

## BRSCC Evolution Trophy

### RACE 15 - STATISTICS

CLASS : B

2 Starters

#### Fastest Lap History

NO	NAME	LAP TIME	TIME OF DAY	LAP	VEHICLE
80	Gary FLETCHER	<b>2:40.006</b>	17:53:07.762	1	VW Golf GTI
80	Gary FLETCHER	<b>2:31.611</b>	17:55:39.373	2	VW Golf GTI
311	Neil OAKLEY	<b>2:29.892</b>	17:55:39.959	2	VW Beetle
80	Gary FLETCHER	<b>2:28.033</b>	17:58:07.407	3	VW Golf GTI
80	Gary FLETCHER	<b>2:27.736</b>	18:03:03.275	5	VW Golf GTI
80	Gary FLETCHER	<b>2:25.543</b>	18:05:28.820	6	VW Golf GTI

#### Leader History

NO	NAME	FROM LAP	LAPS LED	DISTANCE	VEHICLE
80	Gary FLETCHER	1	7	20.78 miles	VW Golf GTI

# BRSCC Snetterton Spring Race Weekend

## BRSCC Evolution Trophy

### RACE 15 - STATISTICS

CLASS : TT

2 Starters

#### Fastest Lap History

NO	NAME	LAP TIME	TIME OF DAY	LAP	VEHICLE
85	Philip O'HALLORAN	2:33.576	17:53:01.335	1	Audi TT
85	Philip O'HALLORAN	2:23.470	17:55:24.806	2	Audi TT
85	Philip O'HALLORAN	2:23.062	17:57:47.868	3	Audi TT
85	Philip O'HALLORAN	2:21.984	18:02:34.948	5	Audi TT

#### Leader History

NO	NAME	FROM LAP	LAPS LED	DISTANCE	VEHICLE
85	Philip O'HALLORAN	1	7	20.78 miles	Audi TT