



# RACINGLINE VOLKSWAGEN AUDI RACING CHAMPIONSHIP



BRSCC Snetterton Spring Race Weekend  
Snetterton 200  
9<sup>th</sup> / 10<sup>th</sup> May 2026



SPORTS TIMING  
TIMING SOLUTIONS LTD

Timing & Results Provided by Timing Solutions Ltd

[www.tsl-timing.com](http://www.tsl-timing.com)

**2026 BRSCC Snetterton Spring Race Weekend**  
**Racing Line Volkswagen Audi Racing Championship**  
**QUALIFYING - RACE 1 - CLASSIFICATION**



POS	NO	CL	PIC	NAME	ENTRY	TIME	ON	LAPS	GAP	DIFF	MPH
1	56	OPEN A	1	David LAWRENCE	Seat Leon cupra - Area motorsport / YGHP	1:20.237	3	8			89.01
2	55	OPEN A	2	Paul RODDISON	Seat Cupra - Roddisons Motorsport	1:20.911	7	10	0.674	0.674	88.27
3	7	M	1	John WYATT	Vw golf mk5 GTI - John wyatt jewellery	1:22.398	5	7	2.161	1.487	86.68
4	18	M	2	Carey LEWIS	Vw golf mk5 gti - Midway Motorsport	1:22.674	11	11	2.437	0.276	86.39
5	23	M	3	Tim EVANS	Audi TT - Garage 23	1:22.786	9	11	2.549	0.112	86.27
6	75*	TT CUP	1	Oliver DEVINE-KING	Audi TT - Garage 23	1:23.187	4	4	2.950	0.401	85.86
7	46	M	4	Paul DUNNINGHAM	Audi S3 - Pinnacle Automotive Racing	1:23.727	9	10	3.490	0.540	85.30
8	15	M	5	Christopher GARNHAM	Audi A3 FWD - Pinnacle Automotive Racing	1:24.158	10	10	3.921	0.431	84.87
9	58	M	6	Paul HOGGINS	Audi TT - Privateer	1:24.584	8	11	4.347	0.426	84.44
10	6	C	1	Chris ADAMS	Golf gti - Camtech	1:25.515	5	11	5.278	0.931	83.52
11	24	P	1	Jonathan HALLIWELL	VW Scirocco - ACS Networks & VOID Acoustics	1:26.870	10	10	6.633	1.355	82.22
12	50	TT CUP (G)	1	David RICHARDSON	Audi TT - Privateer	1:27.167	7	10	6.930	0.297	81.94
13	53	M	7	Steven WATSON	VW Scirocco - Pinnacle Automotive Racing	1:27.761	8	10	7.524	0.594	81.38
14	42	P	2	Dawn BUTCHER	Golf Gti mk5 - The Shop	1:27.861	9	10	7.624	0.100	81.29
15	112*	OPEN C	1	Harley YOUNG	VW Scirocco GT - Rocketdog Racing	1:28.897	6	9	8.660	1.036	80.34
16	25*	P	3	Matt ANDERSON	Seat Leon Cupra R - Opel electrical	1:30.052	9	9	9.815	1.155	79.31

**Cars 75 and 112 - Please fit a working transponder**  
**Car 25 - Intermittent transponder - please check charge/location**

Weather / Track : Bright / Dry  
 These results are provisional until the conclusion of any judicial and technical matters.

Date: 09/05/2026 Start: 09:00 Finish: 09:15  
 Snetterton 200: 1.9840 miles

Clerk Of Course:	Timekeeper: Lisa Sneader	
------------------	--------------------------	--

Results can be found at [www.tsl-timing.com](http://www.tsl-timing.com)

Printed - 09:17 Saturday, 09 May 2026



# 2026 BRSCC Snetterton Spring Race Weekend

## Racing Line Volkswagen Audi Racing Championship

### QUALIFYING - RACE 1 - LAP ANALYSIS

DIFF = Difference To Personal Best Lap, P = In Pit Lane, D = Time Disallowed

P1 56 David LAWRENCE				
LAP	LAP TIME	MPH	DIFF	TIME OF DAY
1 -	2:06.931	56.27	46.694	09:02:43.527
2 -	1:21.521 (3)	87.61	1.284	09:04:05.048
3 -	<b>1:20.237 (1)</b>	<b>89.01</b>		<b>09:05:25.285</b>
4 -	3:45.156 P	31.72	2:24.919	09:09:10.441
5 -	1:29.393	79.90	9.156	09:10:39.834
6 -	1:21.245 (2)	87.91	1.008	09:12:01.079
7 -	1:21.659	87.46	1.422	09:13:22.738
8 -	1:34.609	75.49	14.372	09:14:57.347

P2 55 Paul RODDISON				
LAP	LAP TIME	MPH	DIFF	TIME OF DAY
1 -	1:40.023	71.40	19.112	09:02:13.857
2 -	1:27.205	81.90	6.294	09:03:41.062
3 -	1:22.570 (3)	86.50	1.659	09:05:03.632
4 -	1:23.526	85.51	2.615	09:06:27.158
5 -	1:23.757	85.27	2.846	09:07:50.915
6 -	1:21.037 (2)	88.13	0.126	09:09:11.952
7 -	<b>1:20.911 (1)</b>	<b>88.27</b>		<b>09:10:32.863</b>
8 -	1:23.144	85.90	2.233	09:11:56.007
9 -	2:10.310 P	54.81	49.399	09:14:06.317
10 -	1:24.586	84.44	3.675	09:15:30.903

P3 7 John WYATT				
LAP	LAP TIME	MPH	DIFF	TIME OF DAY
1 -	1:41.249	70.54	18.851	09:01:51.674
2 -	1:28.050	81.11	5.652	09:03:19.724
3 -	1:27.116	81.98	4.718	09:04:46.840
4 -	1:23.618 (2)	85.41	1.220	09:06:10.458
5 -	<b>1:22.398 (1)</b>	<b>86.68</b>		<b>09:07:32.856</b>
6 -	1:24.964	84.06	2.566	09:08:57.820
7 -	1:23.836 (3)	85.19	1.438	09:10:21.656

P4 18 Carey LEWIS				
LAP	LAP TIME	MPH	DIFF	TIME OF DAY
1 -	1:40.117	71.34	17.443	09:01:47.400
2 -	1:27.083	82.01	4.409	09:03:14.483
3 -	1:24.734	84.29	2.060	09:04:39.217
4 -	1:24.865	84.16	2.191	09:06:04.082
5 -	1:25.366	83.66	2.692	09:07:29.448
6 -	1:24.725 (3)	84.30	2.051	09:08:54.173
7 -	1:27.665	81.47	4.991	09:10:21.838
8 -	1:25.510	83.52	2.836	09:11:47.348
9 -	1:23.981 (2)	85.04	1.307	09:13:11.329
10 -	1:24.996	84.03	2.322	09:14:36.325
11 -	<b>1:22.674 (1)</b>	<b>86.39</b>		<b>09:15:58.999</b>

P5 23 Tim EVANS				
LAP	LAP TIME	MPH	DIFF	TIME OF DAY
1 -	1:36.475	74.03	13.689	09:01:50.588
2 -	1:27.261	81.85	4.475	09:03:17.849
3 -	1:24.837	84.19	2.051	09:04:42.686
4 -	1:24.671	84.35	1.885	09:06:07.357
5 -	1:23.580	85.45	0.794	09:07:30.937
6 -	1:23.789	85.24	1.003	09:08:54.726
7 -	1:26.107	82.94	3.321	09:10:20.833
8 -	1:23.203 (2)	85.84	0.417	09:11:44.036
9 -	<b>1:22.786 (1)</b>	<b>86.27</b>		<b>09:13:06.822</b>
10 -	1:23.245 (3)	85.80	0.459	09:14:30.067
11 -	1:24.067	84.96	1.281	09:15:54.134

DIFF = Difference To Personal Best Lap, P = In Pit Lane, D = Time Disallowed

P6 75 Oliver DEVINE-KING				
LAP	LAP TIME	MPH	DIFF	TIME OF DAY
1 -	1:26.070	82.98	2.883	09:03:13.145
2 -	1:24.054 (3)	84.97	0.867	09:04:37.199
3 -	1:23.689 (2)	85.34	0.502	09:06:00.888
4 -	<b>1:23.187 (1)</b>	<b>85.86</b>		<b>09:07:24.075</b>

P7 46 Paul DUNNINGHAM				
LAP	LAP TIME	MPH	DIFF	TIME OF DAY
1 -	1:45.307	67.82	21.580	09:02:11.488
2 -	1:30.590	78.84	6.863	09:03:42.078
3 -	1:25.731	83.31	2.004	09:05:07.809
4 -	1:24.855	84.17	1.128	09:06:32.664
5 -	1:24.919	84.11	1.192	09:07:57.583
6 -	1:23.915 (2)	85.11	0.188	09:09:21.498
7 -	1:27.775	81.37	4.048	09:10:49.273
8 -	1:24.377 (3)	84.65	0.650	09:12:13.650
9 -	<b>1:23.727 (1)</b>	<b>85.30</b>		<b>09:13:37.377</b>
10 -	1:36.159	74.27	12.432	09:15:13.536

P8 15 Christopher GARNHAM				
LAP	LAP TIME	MPH	DIFF	TIME OF DAY
1 -	1:46.805	66.87	22.647	09:02:14.465
2 -	1:41.366	70.46	17.208	09:03:55.831
3 -	1:29.248	80.03	5.090	09:05:25.079
4 -	1:26.594	82.48	2.436	09:06:51.673
5 -	1:26.189	82.87	2.031	09:08:17.862
6 -	1:26.160	82.89	2.002	09:09:44.022
7 -	1:26.156	82.90	1.998	09:11:10.178
8 -	1:25.102 (2)	83.92	0.944	09:12:35.280
9 -	1:25.398 (3)	83.63	1.240	09:14:00.678
10 -	<b>1:24.158 (1)</b>	<b>84.87</b>		<b>09:15:24.836</b>

P9 58 Paul HOGGINS				
LAP	LAP TIME	MPH	DIFF	TIME OF DAY
1 -	1:40.666	70.95	16.082	09:02:01.039
2 -	1:31.520	78.04	6.936	09:03:32.559
3 -	1:28.158	81.01	3.574	09:05:00.717
4 -	1:26.293	82.77	1.709	09:06:27.010
5 -	1:27.211	81.89	2.627	09:07:54.221
6 -	1:25.458	83.57	0.874	09:09:19.679
7 -	1:25.429	83.60	0.845	09:10:45.108
8 -	<b>1:24.584 (1)</b>	<b>84.44</b>		<b>09:12:09.692</b>
9 -	1:24.926 (3)	84.10	0.342	09:13:34.618
10 -	1:24.607 (2)	84.42	0.023	09:14:59.225
11 -	1:30.013	79.35	5.429	09:16:29.238

P10 6 Chris ADAMS				
LAP	LAP TIME	MPH	DIFF	TIME OF DAY
1 -	1:40.693	70.93	15.178	09:01:49.490
2 -	1:29.845	79.49	4.330	09:03:19.335
3 -	1:27.317	81.80	1.802	09:04:46.652
4 -	1:26.855	82.23	1.340	09:06:13.507
5 -	<b>1:25.515 (1)</b>	<b>83.52</b>		<b>09:07:39.022</b>
6 -	1:25.539 (2)	83.50	0.024	09:09:04.561
7 -	1:26.227	82.83	0.712	09:10:30.788
8 -	1:26.167	82.89	0.652	09:11:56.955
9 -	1:27.109	81.99	1.594	09:13:24.064
10 -	1:25.844 (3)	83.20	0.329	09:14:49.908
11 -	1:26.125	82.93	0.610	09:16:16.033

# 2026 BRSCC Snetterton Spring Race Weekend

## Racing Line Volkswagen Audi Racing Championship

### QUALIFYING - RACE 1 - LAP ANALYSIS

DIFF = Difference To Personal Best Lap, P = In Pit Lane, D = Time Disallowed

P11 24 Jonathan HALLIWELL				
LAP	LAP TIME	MPH	DIFF	TIME OF DAY
1 -	1:55.909	61.62	29.039	09:02:28.565
2 -	1:37.286	73.41	10.416	09:04:05.851
3 -	1:28.928	80.31	2.058	09:05:34.779
4 -	1:27.694	81.44	0.824	09:07:02.473
5 -	1:29.034	80.22	2.164	09:08:31.507
6 -	1:28.891	80.35	2.021	09:10:00.398
7 -	1:27.382 (2)	81.73	0.512	09:11:27.780
8 -	1:27.975	81.18	1.105	09:12:55.755
9 -	1:27.474 (3)	81.65	0.604	09:14:23.229
10 -	1:26.870 (1)	82.22		09:15:50.099

P12 50 David RICHARDSON				
LAP	LAP TIME	MPH	DIFF	TIME OF DAY
1 -	1:40.680	70.94	13.513	09:01:57.786
2 -	1:30.539	78.88	3.372	09:03:28.325
3 -	1:29.194	80.07	2.027	09:04:57.519
4 -	1:28.371	80.82	1.204	09:06:25.890
5 -	1:32.098	77.55	4.931	09:07:57.988
6 -	1:27.283 (2)	81.83	0.116	09:09:25.271
7 -	1:27.167 (1)	81.94		09:10:52.438
8 -	1:27.583 (3)	81.55	0.416	09:12:20.021
9 -	1:27.779	81.36	0.612	09:13:47.800
10 -	1:28.383	80.81	1.216	09:15:16.183

P13 53 Steven WATSON				
LAP	LAP TIME	MPH	DIFF	TIME OF DAY
1 -	1:58.276	60.38	30.515	09:02:28.079
2 -	1:38.036	72.85	10.275	09:04:06.115
3 -	1:37.695	73.11	9.934	09:05:43.810
4 -	1:33.584	76.32	5.823	09:07:17.394
5 -	1:31.012 (2)	78.47	3.251	09:08:48.406
6 -	1:35.792	74.56	8.031	09:10:24.198
7 -	1:31.233 (3)	78.28	3.472	09:11:55.431
8 -	1:27.761 (1)	81.38		09:13:23.192
9 -	1:34.836	75.31	7.075	09:14:58.028
10 -	1:31.335	78.20	3.574	09:16:29.363

P14 42 Dawn BUTCHER				
LAP	LAP TIME	MPH	DIFF	TIME OF DAY
1 -	1:55.940	61.60	28.079	09:02:11.346
2 -	1:41.279	70.52	13.418	09:03:52.625
3 -	1:32.829	76.94	4.968	09:05:25.454
4 -	1:31.552	78.01	3.691	09:06:57.006
5 -	1:30.284	79.11	2.423	09:08:27.290
6 -	1:29.517 (3)	79.78	1.656	09:09:56.807
7 -	1:30.360	79.04	2.499	09:11:27.167
8 -	1:29.576	79.73	1.715	09:12:56.743
9 -	1:27.861 (1)	81.29		09:14:24.604
10 -	1:28.959 (2)	80.29	1.098	09:15:53.563

P15 112 Harley YOUNG				
LAP	LAP TIME	MPH	DIFF	TIME OF DAY
1 -	1:40.447	71.10	11.550	09:03:53.126
2 -	1:50.908	64.40	22.011	09:05:44.034
3 -	1:30.534	78.89	1.637	09:07:14.568
4 -	1:29.686	79.63	0.789	09:08:44.254
5 -	1:29.717	79.61	0.820	09:10:13.971
6 -	1:28.897 (1)	80.34		09:11:42.868
7 -	1:32.671	77.07	3.774	09:13:15.539

DIFF = Difference To Personal Best Lap, P = In Pit Lane, D = Time Disallowed

8 -	1:29.109 (2)	80.15	0.212	09:14:44.648
9 -	1:29.273 (3)	80.00	0.376	09:16:13.921

P16 25 Matt ANDERSON				
LAP	LAP TIME	MPH	DIFF	TIME OF DAY
1 -	1:37.956	72.91	7.904	09:03:47.084
2 -	1:36.389	74.10	6.337	09:05:23.473
3 -	1:35.454	74.82	5.402	09:06:58.927
4 -	1:32.231	77.44	2.179	09:08:31.158
5 -	1:30.993 (2)	78.49	0.941	09:10:02.151
6 -	1:31.100 (3)	78.40	1.048	09:11:33.251
7 -	1:31.313	78.22	1.261	09:13:04.564
8 -	1:31.999	77.63	1.947	09:14:36.563
9 -	1:30.052 (1)	79.31		09:16:06.615

**2026 BRSCC Snetterton Spring Race Weekend**  
**Racing Line Volkswagen Audi Racing Championship**  
**QUALIFYING - RACE 1 - STATISTICS**

**Competitors Started** 16  
**Planned Start** 2026-05-09 @ 09:00:00.000  
**Actual Start** 2026-05-09 @ 09:00:04.303  
**Finish Time** 2026-05-09 @ 09:15:06.590  
**Track Length** 1.9840mi.  
**Total Laps** 151  
**Total Distance Covered** 299.5897mi.

**Session Fastest Lap History**

NO	CL	NAME	LAP TIME	TIME OF DAY	LAP	VEHICLE
75	TT CUP	Oliver DEVINE-KING	1:26.070	09:03:13.145	1	Audi TT
56	OPEN A	David LAWRENCE	1:21.521	09:04:05.049	2	Seat Leon cupra
56	OPEN A	David LAWRENCE	1:20.237	09:05:25.285	3	Seat Leon cupra

**Flag History**

TYPE	TIME OF DAY
GREEN	09:00:04.303
FINISH	09:15:06.590

**Flag Statistics**

TYPE	COUNT	TOTAL LAPS	TOTAL TIME
Green	1	11	17:06.894
Red	0	0	0.000
Safety Car	0	0	0.000
FCY	0	0	0.000

**2026 BRSCC Snetterton Spring Race Weekend**  
**Racing Line Volkswagen Audi Racing Championship**  
**QUALIFYING - RACE 1 - STATISTICS**

**CLASS : C**

1 Starters

**Fastest Lap History**

NO	NAME	LAP TIME	TIME OF DAY	LAP	VEHICLE
6	Chris ADAMS	1:29.845	09:03:19.344	2	Golf gti
6	Chris ADAMS	1:27.317	09:04:46.660	3	Golf gti
6	Chris ADAMS	1:26.855	09:06:13.515	4	Golf gti
6	Chris ADAMS	1:25.515	09:07:39.030	5	Golf gti

**2026 BRSCC Snetterton Spring Race Weekend**  
**Racing Line Volkswagen Audi Racing Championship**  
**QUALIFYING - RACE 1 - STATISTICS**

**CLASS : M**

**7 Starters**

**Fastest Lap History**

NO	NAME	LAP TIME	TIME OF DAY	LAP	VEHICLE
18	Carey LEWIS	<b>1:27.083</b>	09:03:14.491	2	Vw golf mk5 gti
18	Carey LEWIS	<b>1:24.734</b>	09:04:39.223	3	Vw golf mk5 gti
23	Tim EVANS	<b>1:24.671</b>	09:06:07.370	4	Audi TT
7	John WYATT	<b>1:23.618</b>	09:06:10.467	4	Vw golf mk5 GTI
23	Tim EVANS	<b>1:23.580</b>	09:07:30.950	5	Audi TT
7	John WYATT	<b>1:22.398</b>	09:07:32.865	5	Vw golf mk5 GTI

**2026 BRSCC Snetterton Spring Race Weekend**  
**Racing Line Volkswagen Audi Racing Championship**  
**QUALIFYING - RACE 1 - STATISTICS**

**CLASS : P**

**3 Starters**

**Fastest Lap History**

NO	NAME	LAP TIME	TIME OF DAY	LAP	VEHICLE
25	Matt ANDERSON	1:37.956	09:03:47.105	1	Seat Leon Cupra R
24	Jonathan HALLIWELL	1:37.286	09:04:05.860	2	VW Scirocco
25	Matt ANDERSON	1:36.389	09:05:23.473	2	Seat Leon Cupra R
42	Dawn BUTCHER	1:32.829	09:05:25.376	3	Golf Gti mk5
24	Jonathan HALLIWELL	1:28.928	09:05:34.789	3	VW Scirocco
24	Jonathan HALLIWELL	1:27.694	09:07:02.483	4	VW Scirocco
24	Jonathan HALLIWELL	1:27.382	09:11:27.789	7	VW Scirocco
24	Jonathan HALLIWELL	1:26.870	09:15:50.108	10	VW Scirocco

**2026 BRSCC Snetterton Spring Race Weekend**  
**Racing Line Volkswagen Audi Racing Championship**  
**QUALIFYING - RACE 1 - STATISTICS**

**CLASS : TT CUP (G)**

1 Starters

**Fastest Lap History**

NO	NAME	LAP TIME	TIME OF DAY	LAP	VEHICLE
50	David RICHARDSON	1:30.539	09:03:28.335	2	Audi TT
50	David RICHARDSON	1:29.194	09:04:57.527	3	Audi TT
50	David RICHARDSON	1:28.371	09:06:25.899	4	Audi TT
50	David RICHARDSON	1:27.283	09:09:25.280	6	Audi TT
50	David RICHARDSON	1:27.167	09:10:52.447	7	Audi TT

**2026 BRSCC Snetterton Spring Race Weekend**  
**Racing Line Volkswagen Audi Racing Championship**  
**QUALIFYING - RACE 1 - STATISTICS**

**CLASS : OPEN A**

2 Starters

**Fastest Lap History**

NO	NAME	LAP TIME	TIME OF DAY	LAP	VEHICLE
55	Paul RODDISON	1:27.205	09:03:41.061	2	Seat Cupra
56	David LAWRENCE	1:21.521	09:04:05.049	2	Seat Leon cupra
56	David LAWRENCE	1:20.237	09:05:25.285	3	Seat Leon cupra

**2026 BRSCC Snetterton Spring Race Weekend**  
**Racing Line Volkswagen Audi Racing Championship**  
**QUALIFYING - RACE 1 - STATISTICS**

**CLASS : TT CUP**

1 Starters

**Fastest Lap History**

NO	NAME	LAP TIME	TIME OF DAY	LAP	VEHICLE
75	Oliver DEVINE-KING	<b>1:26.070</b>	09:03:13.145	1	Audi TT
75	Oliver DEVINE-KING	<b>1:24.054</b>	09:04:37.199	2	Audi TT
75	Oliver DEVINE-KING	<b>1:23.689</b>	09:06:00.888	3	Audi TT
75	Oliver DEVINE-KING	<b>1:23.187</b>	09:07:24.075	4	Audi TT

**2026 BRSCC Snetterton Spring Race Weekend**  
**Racing Line Volkswagen Audi Racing Championship**  
**QUALIFYING - RACE 1 - STATISTICS**

**CLASS : OPEN C**

1 Starters

**Fastest Lap History**

NO	NAME	LAP TIME	TIME OF DAY	LAP	VEHICLE
112	Harley YOUNG	<b>1:40.447</b>	09:03:53.126	1	VW Scirocco GT
112	Harley YOUNG	<b>1:30.534</b>	09:07:14.568	3	VW Scirocco GT
112	Harley YOUNG	<b>1:29.686</b>	09:08:44.254	4	VW Scirocco GT
112	Harley YOUNG	<b>1:28.897</b>	09:11:42.868	6	VW Scirocco GT

**2026 BRSCC Snetterton Spring Race Weekend**  
**Racing Line Volkswagen Audi Racing Championship**  
**RACE 1 - GRID (15 minutes)**



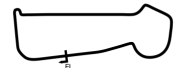
ROW 8	15	1:28.897	<b>112</b> Harley YOUNG	16	1:30.052	<b>25</b> Matt ANDERSON
ROW 7	13	1:27.761	<b>53</b> Steven WATSON	14	1:27.861	<b>42</b> Dawn BUTCHER
ROW 6	11	1:26.870	<b>24</b> Jonathan HALLIWELL	12	1:27.167	<b>50</b> David RICHARDSON
ROW 5	9	1:24.584	<b>58</b> Paul HOGGINS	10	1:25.515	<b>6</b> Chris ADAMS
ROW 4	7	1:23.727	<b>46</b> Paul DUNNINGHAM	8	1:24.158	<b>15</b> Christopher GARNHAM
ROW 3	5	1:22.786	<b>23</b> Tim EVANS	6	1:23.187	<b>75</b> Oliver DEVINE-KING
ROW 2	3	1:22.398	<b>7</b> John WYATT	4	1:22.674	<b>18</b> Carey LEWIS
ROW 1	1	1:20.237	<b>56</b> David LAWRENCE	2	1:20.911	<b>55</b> Paul RODDISON
<b>Pole</b>						

These results are provisional until the conclusion of any judicial and technical matters.

Snetterton 200: 1.9840 miles

Clerk Of Course:

Timekeeper: Lisa Sneader



Results can be found at [www.tsl-timing.com](http://www.tsl-timing.com)

Printed - 09:20 Saturday, 09 May 2026



# 2026 BRSCC Snetterton Spring Race Weekend

## Racing Line Volkswagen Audi Racing Championship



### RACE 1 - CLASSIFICATION

Race Distance: 11 Laps / 21.82 miles

POS	NO	CL	PIC	NAME	ENTRY	LAPS	TIME	GAP	DIFF	MPH	BEST	ON	GRD	↑↓
1	56	OPEN A	1	David LAWRENCE	Seat Leon cupra - Area motorsport / YGHP	11	15:20.067			85.39	1:20.217	4	1	0
2	23	M	1	Tim EVANS	Audi TT - Garage 23	11	15:48.668	28.601	28.601	82.81	1:22.140	2	5	3
3	18	M	2	Carey LEWIS	Vw golf mk5 gti - Midway Motorsport	11	15:49.038	28.971	0.370	82.78	1:23.459	5	4	1
4	75	TT CUP	1	Oliver DEVINE-KING	Audi TT - Garage 23	11	15:51.525	31.458	2.487	82.57	1:24.436	10	6	2
5	15	M	3	Christopher GARNHAM	Audi A3 FWD - Pinnacle Automotive Racing	11	16:00.046	39.979	8.521	81.83	1:24.159	4	8	3
6	58	M	4	Paul HOGGINS	Audi TT - Privateer	11	16:09.265	49.198	9.219	81.05	1:25.305	6	9	3
7	6	C	1	Chris ADAMS	Golf gti - Camtech	11	16:16.996	56.929	7.731	80.41	1:26.038	6	10	3
8	53	M	5	Steven WATSON	VW Scirocco - Pinnacle Automotive Racing	11	16:23.625	1:03.558	6.629	79.87	1:26.293	4	13	5
9	50	TT CUP (G)	1	David RICHARDSON	Audi TT - Privateer	11	16:28.957	1:08.890	5.332	79.44	1:27.643	11	12	3
10	24	P	1	Jonathan HALLIWELL	VW Scirocco - ACS Networks & VOID Acoustics	11	16:32.002	1:11.935	3.045	79.20	1:26.060	4	11	1
11	42	P	2	Dawn BUTCHER	Golf Gti mk5 - The Shop	11	16:42.078	1:22.011	10.076	78.40	1:28.755	11	14	3
12	25*	P	3	Matt ANDERSON	Seat Leon Cupra R - Opel electrical	10	15:24.695	1 Lap	1 Lap	77.24	1:30.520	2	16	4

#### NOT CLASSIFIED

DNF	7	M		John WYATT	Vw golf mk5 GTI - John wyatt jewellery	6	8:27.693	5 Laps	4 Laps	84.41	1:22.706	5	3	
DNF	55	OPEN A		Paul RODDISON	Seat Cupra - Roddisons Motorsport	5	6:59.230	6 Laps	1 Lap	85.18	1:22.010	3	2	
DNF	46	M		Paul DUNNINGHAM	Audi S3 - Pinnacle Automotive Racing	4	5:49.550	7 Laps	1 Lap	81.73	1:24.445	2	7	
DNF	112	OPEN C		Harley YOUNG	VW Scirocco GT - Rocketdog Racing	2	4:45.640	9 Laps	2 Laps	50.01			15	

#### FASTEST LAP

56	OPEN A	David LAWRENCE	Seat Leon cupra - Area motorsport / YGHP	4	1:20.217	89.04 mph	143.29 kph
23	M	Tim EVANS	Audi TT - Garage 23	2	1:22.140	86.95 mph	139.94 kph
75	TT CUP	Oliver DEVINE-KING	Audi TT - Garage 23	10	1:24.436	84.59 mph	136.13 kph
6	C	Chris ADAMS	Golf gti - Camtech	6	1:26.038	83.01 mph	133.60 kph
24	P	Jonathan HALLIWELL	VW Scirocco - ACS Networks & VOID Acoustics	4	1:26.060	82.99 mph	133.56 kph
50	TT CUP (G)	David RICHARDSON	Audi TT - Privateer	11	1:27.643	81.49 mph	131.15 kph

Car 25 - STILL NO working transponder - please sort

Weather / Track : Bright / Dry


These results are provisional until the conclusion of any judicial and technical matters.

Date: 09/05/2026 Start: 12:29 Finish: 12:44

Snetterton 200: 1.9840 miles

Clerk Of Course: Kyle Jackson

Timekeeper: Lisa Sneader



Results can be found at [www.tsl-timing.com](http://www.tsl-timing.com)

Printed - 12:47 Saturday, 09 May 2026



# 2026 BRSCC Snetterton Spring Race Weekend

## Racing Line Volkswagen Audi Racing Championship

### RACE 1 - LAP CHART

LAP 1 @ 12:30:58.891			LAP 2 @ 12:32:19.859			LAP 3 @ 12:33:41.280			LAP 4 @ 12:35:01.497			LAP 5 @ 12:36:24.595		
NO	BEHIND	LAP TIME	NO	BEHIND	LAP TIME	NO	BEHIND	LAP TIME	NO	BEHIND	LAP TIME	NO	BEHIND	LAP TIME
56		1:28.201	56		1:20.968	56		1:21.421	56		1:20.217	56		1:23.098
55	1.677	1:29.878	55	3.064	1:22.355	55	3.653	1:22.010	55	5.601	1:22.165	55	5.325	1:22.822
7	3.249	1:31.450	23	4.952	1:22.140	23	6.477	1:22.946	23	8.803	1:22.543	23	8.637	1:22.932
23	3.780	1:31.981	7	5.372	1:23.091	7	7.745	1:23.794	7	10.767	1:23.239	7	10.375	1:22.706
18	6.324	1:34.525	18	9.688	1:24.332	18	12.660	1:24.393	18	16.068	1:23.625	18	16.429	1:23.459
75	6.639	1:34.840	75	10.555	1:24.884	75	13.958	1:24.824	46	18.743	1:24.774	15	21.017	1:25.172
46	7.276	1:35.477	46	10.753	1:24.445	46	14.186	1:24.854	15	18.943	1:24.159	75	21.369	1:25.360
15	7.864	1:36.065	15	11.253	1:24.357	15	15.001	1:25.169	75	19.107	1:25.366	58	30.695	1:25.953
53	9.983	1:38.184	53	15.829	1:26.814	53	21.120	1:26.712	53	27.196	1:26.293	6	33.338	1:27.742
58	10.561	1:38.762	58	16.907	1:27.314	58	22.022	1:26.536	58	27.840	1:26.035	53	34.711	1:30.613
6	11.680	1:39.881	6	17.754	1:27.042	6	22.825	1:26.492	6	28.694	1:26.086	24	35.121	1:28.476
24	12.603	1:40.804	24	18.539	1:26.904	24	23.900	1:26.782	24	29.743	1:26.060	50	40.804	1:29.083
42	12.625	1:40.826	50	20.697	1:28.619	50	27.073	1:27.797	50	34.819	1:27.963	42	44.563	1:28.872
50	13.046	1:41.247	42	21.672	1:30.015	42	29.791	1:29.540	42	38.789	1:29.215	25	52.755	1:32.128
25	13.622	1:41.823	25	23.174	1:30.520	25	33.141	1:31.388	25	43.725	1:30.801			
112	15.117	1:43.318				112	1 Lap	3:02.322 P						

# 2026 BRSCC Snetterton Spring Race Weekend

## Racing Line Volkswagen Audi Racing Championship

### RACE 1 - LAP CHART

LAP 6 @ 12:37:46.922			LAP 7 @ 12:39:08.563			LAP 8 @ 12:40:38.617			LAP 9 @ 12:42:04.866			LAP 10 @ 12:43:28.788		
NO	BEHIND	LAP TIME	NO	BEHIND	LAP TIME	NO	BEHIND	LAP TIME	NO	BEHIND	LAP TIME	NO	BEHIND	LAP TIME
56		1:22.327	56		1:21.641	56		1:30.054	56		1:26.249	56		1:23.922
23	9.578	1:23.268	23	12.014	1:24.077	23	17.046	1:35.086	23	20.974	1:30.177	23	24.619	1:27.567
7	11.461	1:23.413	18	23.266	1:27.014	18	22.146	1:28.934	18	23.606	1:27.709	18	25.756	1:26.072
18	17.893	1:23.791	75	31.670	1:29.580	75	29.371	1:27.755	75	28.382	1:25.260	75	28.896	1:24.436
75	23.731	1:24.689	15	34.113	1:31.428	15	32.289	1:28.230	15	33.554	1:27.514	15	36.119	1:26.487
15	24.326	1:25.636	58	45.128	1:33.096	58	43.137	1:28.063	58	43.132	1:26.244	58	44.995	1:25.785
58	33.673	1:25.305	6	47.827	1:32.419	6	47.007	1:29.234	6	48.204	1:27.446	6	51.548	1:27.266
6	37.049	1:26.038	53	52.032	1:33.274	53	52.795	1:30.817	53	54.292	1:27.746	53	58.123	1:27.753
53	40.399	1:28.015	24	53.655	1:34.262	24	54.139	1:30.538	50	59.112	1:30.793	50	1:03.216	1:28.026
24	41.034	1:28.240	50	55.623	1:30.937	50	54.568	1:28.999	24	1:02.147	1:34.257	24	1:06.680	1:28.455
50	46.327	1:27.850	42	1:04.531	1:34.332	42	1:04.773	1:30.296	42	1:08.661	1:30.137	42	1:15.225	1:30.486
42	51.840	1:29.604	25	1:10.980	1:31.572	25	1:12.588	1:31.662	25	1:18.162	1:31.823			
25	1:01.049	1:30.621												

# 2026 BRSCC Snetterton Spring Race Weekend

## Racing Line Volkswagen Audi Racing Championship

### RACE 1 - LAP CHART

**LAP 11 @ 12:44:50.757**

NO	BEHIND	LAP TIME
56		1:21.969
25	1 Lap	1:32.357
23	28.601	1:25.951
18	28.971	1:25.184
75	31.458	1:24.531
15	39.979	1:25.829
58	49.198	1:26.172
6	56.929	1:27.350
53	1:03.558	1:27.404
50	1:08.890	1:27.643
24	1:11.935	1:27.224
42	1:22.011	1:28.755

# 2026 BRSCC Snetterton Spring Race Weekend

## Racing Line Volkswagen Audi Racing Championship

### RACE 1 - POSITION CHART

No	Name	Lap												
		Pos	1	2	3	4	5	6	7	8	9	10	11	
56	LAWRENCE	1	56	56	56	56	56	56	56	56	56	56	56	56
55	RODDISON	2	55	55	55	55	55	23	23	23	23	23	23	23
7	WYATT	3	7	23	23	23	23	7	18	18	18	18	18	18
18	LEWIS	4	23	7	7	7	7	18	75	75	75	75	75	75
23	EVANS	5	18	18	18	18	18	75	15	15	15	15	15	15
75	DEVINE-KING	6	75	75	75	46	15	15	58	58	58	58	58	58
46	DUNNINGHAM	7	46	46	46	15	75	58	6	6	6	6	6	6
15	GARNHAM	8	15	15	15	75	58	6	53	53	53	53	53	53
58	HOGGINS	9	53	53	53	53	6	53	24	24	50	50	50	50
6	ADAMS	10	58	58	58	58	53	24	50	50	24	24	24	24
24	HALLIWELL	11	6	6	6	6	24	50	42	42	42	42	42	42
50	RICHARDSON	12	24	24	24	24	50	42	25	25	25	25	25	25
53	WATSON	13	42	50	50	50	42	25						
42	BUTCHER	14	50	42	42	42	25							
112	YOUNG	15	25	25	25	25								
25	ANDERSON	16	112	112										

# 2026 BRSCC Snetterton Spring Race Weekend

## Racing Line Volkswagen Audi Racing Championship

### RACE 1 - LAP ANALYSIS

DIFF = Difference To Personal Best Lap, P = In Pit Lane, D = Time Disallowed

P1 56 David LAWRENCE				
LAP	LAP TIME	MPH	DIFF	TIME OF DAY
1 -	1:28.201	80.97	7.984	12:30:58.891
2 -	1:20.968 (2)	88.21	0.751	12:32:19.859
3 -	1:21.421 (3)	87.72	1.204	12:33:41.280
4 -	<b>1:20.217 (1)</b>	<b>89.04</b>		<b>12:35:01.497</b>
5 -	1:23.098	85.95	2.881	12:36:24.595
6 -	1:22.327	86.75	2.110	12:37:46.922
7 -	1:21.641	87.48	1.424	12:39:08.563
8 -	1:30.054	79.31	9.837	12:40:38.617
9 -	1:26.249	82.81	6.032	12:42:04.866
10 -	1:23.922	85.10	3.705	12:43:28.788
11 -	1:21.969	87.13	1.752	12:44:50.757

P2 23 Tim EVANS				
LAP	LAP TIME	MPH	DIFF	TIME OF DAY
1 -	1:31.981	77.65	9.841	12:31:02.671
2 -	<b>1:22.140 (1)</b>	<b>86.95</b>		<b>12:32:24.811</b>
3 -	1:22.946	86.11	0.806	12:33:47.757
4 -	1:22.543 (2)	86.53	0.403	12:35:10.300
5 -	1:22.932 (3)	86.12	0.792	12:36:33.232
6 -	1:23.268	85.77	1.128	12:37:56.500
7 -	1:24.077	84.95	1.937	12:39:20.577
8 -	1:35.086	75.11	12.946	12:40:55.663
9 -	1:30.177	79.20	8.037	12:42:25.840
10 -	1:27.567	81.56	5.427	12:43:53.407
11 -	1:25.951	83.10	3.811	12:45:19.358

P3 18 Carey LEWIS				
LAP	LAP TIME	MPH	DIFF	TIME OF DAY
1 -	1:34.525	75.56	11.066	12:31:05.215
2 -	1:24.332	84.69	0.873	12:32:29.547
3 -	1:24.393	84.63	0.934	12:33:53.940
4 -	1:23.625 (2)	85.41	0.166	12:35:17.565
5 -	<b>1:23.459 (1)</b>	<b>85.58</b>		<b>12:36:41.024</b>
6 -	1:23.791 (3)	85.24	0.332	12:38:04.815
7 -	1:27.014	82.08	3.555	12:39:31.829
8 -	1:28.934	80.31	5.475	12:41:00.763
9 -	1:27.709	81.43	4.250	12:42:28.472
10 -	1:26.072	82.98	2.613	12:43:54.544
11 -	1:25.184	83.84	1.725	12:45:19.728

P4 75 Oliver DEVINE-KING				
LAP	LAP TIME	MPH	DIFF	TIME OF DAY
1 -	1:34.840	75.31	10.404	12:31:05.530
2 -	1:24.884	84.14	0.448	12:32:30.414
3 -	1:24.824	84.20	0.388	12:33:55.238
4 -	1:25.366	83.66	0.930	12:35:20.604
5 -	1:25.360	83.67	0.924	12:36:45.964
6 -	1:24.689 (3)	84.33	0.253	12:38:10.653
7 -	1:29.580	79.73	5.144	12:39:40.233
8 -	1:27.755	81.39	3.319	12:41:07.988
9 -	1:25.260	83.77	0.824	12:42:33.248
10 -	<b>1:24.436 (1)</b>	<b>84.59</b>		<b>12:43:57.684</b>
11 -	1:24.531 (2)	84.49	0.095	12:45:22.215

P5 15 Christopher GARNHAM				
LAP	LAP TIME	MPH	DIFF	TIME OF DAY
1 -	1:36.065	74.35	11.906	12:31:06.755
2 -	1:24.357 (2)	84.67	0.198	12:32:31.112
3 -	1:25.169 (3)	83.86	1.010	12:33:56.281

DIFF = Difference To Personal Best Lap, P = In Pit Lane, D = Time Disallowed

4 -	<b>1:24.159 (1)</b>	<b>84.86</b>		<b>12:35:20.440</b>
5 -	1:25.172	83.86	1.013	12:36:45.612
6 -	1:25.636	83.40	1.477	12:38:11.248
7 -	1:31.428	78.12	7.269	12:39:42.676
8 -	1:28.230	80.95	4.071	12:41:10.906
9 -	1:27.514	81.61	3.355	12:42:38.420
10 -	1:26.487	82.58	2.328	12:44:04.907
11 -	1:25.829	83.21	1.670	12:45:30.736

P6 58 Paul HOGGINS				
LAP	LAP TIME	MPH	DIFF	TIME OF DAY
1 -	1:38.762	72.32	13.457	12:31:09.452
2 -	1:27.314	81.80	2.009	12:32:36.766
3 -	1:26.536	82.53	1.231	12:34:03.302
4 -	1:26.035	83.01	0.730	12:35:29.337
5 -	1:25.953 (3)	83.09	0.648	12:36:55.290
6 -	<b>1:25.305 (1)</b>	<b>83.72</b>		<b>12:38:20.595</b>
7 -	1:33.096	76.72	7.791	12:39:53.691
8 -	1:28.063	81.10	2.758	12:41:21.754
9 -	1:26.244	82.81	0.939	12:42:47.998
10 -	1:25.785 (2)	83.26	0.480	12:44:13.783
11 -	1:26.172	82.88	0.867	12:45:39.955

P7 6 Chris ADAMS				
LAP	LAP TIME	MPH	DIFF	TIME OF DAY
1 -	1:39.881	71.50	13.843	12:31:10.571
2 -	1:27.042	82.05	1.004	12:32:37.613
3 -	1:26.492 (3)	82.58	0.454	12:34:04.105
4 -	1:26.086 (2)	82.96	0.048	12:35:30.191
5 -	1:27.742	81.40	1.704	12:36:57.933
6 -	<b>1:26.038 (1)</b>	<b>83.01</b>		<b>12:38:23.971</b>
7 -	1:32.419	77.28	6.381	12:39:56.390
8 -	1:29.234	80.04	3.196	12:41:25.624
9 -	1:27.446	81.67	1.408	12:42:53.070
10 -	1:27.266	81.84	1.228	12:44:20.336
11 -	1:27.350	81.76	1.312	12:45:47.686

P8 53 Steven WATSON				
LAP	LAP TIME	MPH	DIFF	TIME OF DAY
1 -	1:38.184	72.74	11.891	12:31:08.874
2 -	1:26.814 (3)	82.27	0.521	12:32:35.688
3 -	1:26.712 (2)	82.37	0.419	12:34:02.400
4 -	<b>1:26.293 (1)</b>	<b>82.77</b>		<b>12:35:28.693</b>
5 -	1:30.613	78.82	4.320	12:36:59.306
6 -	1:28.015	81.15	1.722	12:38:27.321
7 -	1:33.274	76.57	6.981	12:40:00.595
8 -	1:30.817	78.64	4.524	12:41:31.412
9 -	1:27.746	81.40	1.453	12:42:59.158
10 -	1:27.753	81.39	1.460	12:44:26.911
11 -	1:27.404	81.71	1.111	12:45:54.315

P9 50 David RICHARDSON				
LAP	LAP TIME	MPH	DIFF	TIME OF DAY
1 -	1:41.247	70.54	13.604	12:31:11.937
2 -	1:28.619	80.59	0.976	12:32:40.556
3 -	1:27.797 (2)	81.35	0.154	12:34:08.353
4 -	1:27.963	81.19	0.320	12:35:36.316
5 -	1:29.083	80.17	1.440	12:37:05.399
6 -	1:27.850 (3)	81.30	0.207	12:38:33.249
7 -	1:30.937	78.54	3.294	12:40:04.186
8 -	1:28.999	80.25	1.356	12:41:33.185
9 -	1:30.793	78.66	3.150	12:43:03.978

# 2026 BRSCC Snetterton Spring Race Weekend

## Racing Line Volkswagen Audi Racing Championship

### RACE 1 - LAP ANALYSIS

DIFF = Difference To Personal Best Lap, P = In Pit Lane, D = Time Disallowed

10 - 1:28.026 81.14 0.383 12:44:32.004  
**11 - 1:27.643 (1) 81.49 12:45:59.647**

<b>P10 24 Jonathan HALLIWELL</b>				
LAP	LAP TIME	MPH	DIFF	TIME OF DAY
1 -	1:40.804	70.85	14.744	12:31:11.494
2 -	1:26.904 (3)	82.18	0.844	12:32:38.398
3 -	1:26.782 (2)	82.30	0.722	12:34:05.180
<b>4 -</b>	<b>1:26.060 (1)</b>	<b>82.99</b>		<b>12:35:31.240</b>
5 -	1:28.476	80.72	2.416	12:36:59.716
6 -	1:28.240	80.94	2.180	12:38:27.956
7 -	1:34.262	75.77	8.202	12:40:02.218
8 -	1:30.538	78.88	4.478	12:41:32.756
9 -	1:34.257	75.77	8.197	12:43:07.013
10 -	1:28.455	80.74	2.395	12:44:35.468
11 -	1:27.224	81.88	1.164	12:46:02.692

<b>P11 42 Dawn BUTCHER</b>				
LAP	LAP TIME	MPH	DIFF	TIME OF DAY
1 -	1:40.826	70.83	12.071	12:31:11.516
2 -	1:30.015	79.34	1.260	12:32:41.531
3 -	1:29.540	79.76	0.785	12:34:11.071
4 -	1:29.215 (3)	80.05	0.460	12:35:40.286
5 -	1:28.872 (2)	80.36	0.117	12:37:09.158
6 -	1:29.604	79.71	0.849	12:38:38.762
7 -	1:34.332	75.71	5.577	12:40:13.094
8 -	1:30.296	79.10	1.541	12:41:43.390
9 -	1:30.137	79.24	1.382	12:43:13.527
10 -	1:30.486	78.93	1.731	12:44:44.013
<b>11 -</b>	<b>1:28.755 (1)</b>	<b>80.47</b>		<b>12:46:12.768</b>

<b>P12 25 Matt ANDERSON</b>				
LAP	LAP TIME	MPH	DIFF	TIME OF DAY
1 -	1:41.823	70.14	11.303	12:31:12.513
<b>2 -</b>	<b>1:30.520 (1)</b>	<b>78.90</b>		<b>12:32:43.033</b>
3 -	1:31.388	78.15	0.868	12:34:14.421
4 -	1:30.801 (3)	78.66	0.281	12:35:45.222
5 -	1:32.128	77.52	1.608	12:37:17.350
6 -	1:30.621 (2)	78.81	0.101	12:38:47.971
7 -	1:31.572	77.99	1.052	12:40:19.543
8 -	1:31.662	77.92	1.142	12:41:51.205
9 -	1:31.823	77.78	1.303	12:43:23.028
10 -	1:32.357	77.33	1.837	12:44:55.385

<b>P13 7 John WYATT</b>				
LAP	LAP TIME	MPH	DIFF	TIME OF DAY
1 -	1:31.450	78.10	8.744	12:31:02.140
2 -	1:23.091 (2)	85.96	0.385	12:32:25.231
3 -	1:23.794	85.23	1.088	12:33:49.025
4 -	1:23.239 (3)	85.80	0.533	12:35:12.264
<b>5 -</b>	<b>1:22.706 (1)</b>	<b>86.36</b>		<b>12:36:34.970</b>
6 -	1:23.413	85.62	0.707	12:37:58.383

<b>P14 55 Paul RODDISON</b>				
LAP	LAP TIME	MPH	DIFF	TIME OF DAY
1 -	1:29.878	79.46	7.868	12:31:00.568
2 -	1:22.355 (3)	86.72	0.345	12:32:22.923
<b>3 -</b>	<b>1:22.010 (1)</b>	<b>87.09</b>		<b>12:33:44.933</b>
4 -	1:22.165 (2)	86.92	0.155	12:35:07.098
5 -	1:22.822	86.23	0.812	12:36:29.920

DIFF = Difference To Personal Best Lap, P = In Pit Lane, D = Time Disallowed

<b>P15 46 Paul DUNNINGHAM</b>				
LAP	LAP TIME	MPH	DIFF	TIME OF DAY
1 -	1:35.477	74.80	11.032	12:31:06.167
<b>2 -</b>	<b>1:24.445 (1)</b>	<b>84.58</b>		<b>12:32:30.612</b>
3 -	1:24.854 (3)	84.17	0.409	12:33:55.466
4 -	1:24.774 (2)	84.25	0.329	12:35:20.240

<b>P16 112 Harley YOUNG</b>				
LAP	LAP TIME	MPH	DIFF	TIME OF DAY
1 -	1:43.318	69.13		12:31:14.008
2 -	3:02.322 P	39.17		12:34:16.330

# 2026 BRSCC Snetterton Spring Race Weekend

## Racing Line Volkswagen Audi Racing Championship

### RACE 1 - STATISTICS

**Competitors Started** 16  
**Planned Start** 2026-05-09 @ 12:50:00.000  
**Actual Start** 2026-05-09 @ 12:29:30.689  
**Finish Time** 2026-05-09 @ 12:44:48.800  
**Track Length** 1.9840mi.  
**Total Laps** 148  
**Total Distance Covered** 293.6376mi.

#### Session Fastest Lap History

NO	CL	NAME	LAP TIME	TIME OF DAY	LAP	VEHICLE
56	OPEN A	David LAWRENCE	1:28.201	12:30:58.892	1	Seat Leon cupra
56	OPEN A	David LAWRENCE	1:20.968	12:32:19.859	2	Seat Leon cupra
56	OPEN A	David LAWRENCE	1:20.217	12:35:01.498	4	Seat Leon cupra

#### Session Leader History

NO	CL	NAME	FROM LAP	LAPS LED	DISTANCE	VEHICLE
56	OPEN A	David LAWRENCE	1	11	21.82 miles	Seat Leon cupra

#### Flag History

TYPE	TIME OF DAY
GREEN	12:29:30.689
FINISH	12:44:48.800

#### Flag Statistics

TYPE	COUNT	TOTAL LAPS	TOTAL TIME
Green	1	11	16:50.647
Red	0	0	0.000
Safety Car	0	0	0.000
FCY	0	0	0.000

**2026 BRSCC Snetterton Spring Race Weekend**  
**Racing Line Volkswagen Audi Racing Championship**  
**RACE 1 - STATISTICS**

**CLASS : C**

1 Starters

**Fastest Lap History**

NO	NAME	LAP TIME	TIME OF DAY	LAP	VEHICLE
6	Chris ADAMS	<b>1:39.881</b>	12:31:10.578	1	Golf gti
6	Chris ADAMS	<b>1:27.042</b>	12:32:37.621	2	Golf gti
6	Chris ADAMS	<b>1:26.492</b>	12:34:04.113	3	Golf gti
6	Chris ADAMS	<b>1:26.086</b>	12:35:30.198	4	Golf gti
6	Chris ADAMS	<b>1:26.038</b>	12:38:23.979	6	Golf gti

**Leader History**

NO	NAME	FROM LAP	LAPS LED	DISTANCE	VEHICLE
6	Chris ADAMS	1	11	21.82 miles	Golf gti

**2026 BRSCC Snetterton Spring Race Weekend**  
**Racing Line Volkswagen Audi Racing Championship**  
**RACE 1 - STATISTICS**

**CLASS : M**

**7 Starters**

**Fastest Lap History**

NO	NAME	LAP TIME	TIME OF DAY	LAP	VEHICLE
7	John WYATT	<b>1:31.450</b>	12:31:02.150	1	Vw golf mk5 GTI
23	Tim EVANS	<b>1:22.140</b>	12:32:24.825	2	Audi TT

**Leader History**

NO	NAME	FROM LAP	LAPS LED	DISTANCE	VEHICLE
7	John WYATT	1	1	1.98 miles	Vw golf mk5 GTI
23	Tim EVANS	2	10	19.84 miles	Audi TT

**2026 BRSCC Snetterton Spring Race Weekend**  
**Racing Line Volkswagen Audi Racing Championship**  
**RACE 1 - STATISTICS**

**CLASS : P**

**3 Starters**

**Fastest Lap History**

NO	NAME	LAP TIME	TIME OF DAY	LAP	VEHICLE
24	Jonathan HALLIWELL	<b>1:40.804</b>	12:31:11.503	1	VW Scirocco
24	Jonathan HALLIWELL	<b>1:26.904</b>	12:32:38.407	2	VW Scirocco
24	Jonathan HALLIWELL	<b>1:26.782</b>	12:34:05.191	3	VW Scirocco
24	Jonathan HALLIWELL	<b>1:26.060</b>	12:35:31.250	4	VW Scirocco

**Leader History**

NO	NAME	FROM LAP	LAPS LED	DISTANCE	VEHICLE
24	Jonathan HALLIWELL	1	11	21.82 miles	VW Scirocco

**2026 BRSCC Snetterton Spring Race Weekend**  
**Racing Line Volkswagen Audi Racing Championship**  
**RACE 1 - STATISTICS**

**CLASS : TT CUP (G)**

1 Starters

**Fastest Lap History**

NO	NAME	LAP TIME	TIME OF DAY	LAP	VEHICLE
50	David RICHARDSON	<b>1:41.247</b>	12:31:11.947	1	Audi TT
50	David RICHARDSON	<b>1:28.619</b>	12:32:40.565	2	Audi TT
50	David RICHARDSON	<b>1:27.797</b>	12:34:08.363	3	Audi TT
50	David RICHARDSON	<b>1:27.643</b>	12:45:59.658	11	Audi TT

**Leader History**

NO	NAME	FROM LAP	LAPS LED	DISTANCE	VEHICLE
50	David RICHARDSON	1	11	21.82 miles	Audi TT

**2026 BRSCC Snetterton Spring Race Weekend**  
**Racing Line Volkswagen Audi Racing Championship**  
**RACE 1 - STATISTICS**

**CLASS : OPEN A**

**2 Starters**

**Fastest Lap History**

NO	NAME	LAP TIME	TIME OF DAY	LAP	VEHICLE
56	David LAWRENCE	<b>1:28.201</b>	12:30:58.892	1	Seat Leon cupra
56	David LAWRENCE	<b>1:20.968</b>	12:32:19.859	2	Seat Leon cupra
56	David LAWRENCE	<b>1:20.217</b>	12:35:01.498	4	Seat Leon cupra

**Leader History**

NO	NAME	FROM LAP	LAPS LED	DISTANCE	VEHICLE
56	David LAWRENCE	1	11	21.82 miles	Seat Leon cupra

**2026 BRSCC Snetterton Spring Race Weekend**  
**Racing Line Volkswagen Audi Racing Championship**  
**RACE 1 - STATISTICS**

**CLASS : TT CUP**

1 Starters

**Fastest Lap History**

NO	NAME	LAP TIME	TIME OF DAY	LAP	VEHICLE
75	Oliver DEVINE-KING	<b>1:34.840</b>	12:31:05.543	1	Audi TT
75	Oliver DEVINE-KING	<b>1:24.884</b>	12:32:30.427	2	Audi TT
75	Oliver DEVINE-KING	<b>1:24.824</b>	12:33:55.250	3	Audi TT
75	Oliver DEVINE-KING	<b>1:24.689</b>	12:38:10.665	6	Audi TT
75	Oliver DEVINE-KING	<b>1:24.436</b>	12:43:57.696	10	Audi TT

**Leader History**

NO	NAME	FROM LAP	LAPS LED	DISTANCE	VEHICLE
75	Oliver DEVINE-KING	1	11	21.82 miles	Audi TT

**2026 BRSCC Snetterton Spring Race Weekend**  
**Racing Line Volkswagen Audi Racing Championship**  
**RACE 1 - STATISTICS**

**CLASS : OPEN C**

1 Starters

**Leader History**

NO	NAME	FROM LAP	LAPS LED	DISTANCE	VEHICLE
112	Harley YOUNG	1	2	3.96 miles	VW Scirocco GT

**2026 BRSCC Snetterton Spring Race Weekend**  
**Racing Line Volkswagen Audi Racing Championship**  
**RACE 7 - GRID (15 minutes)**



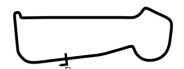
ROW 8	15	5:49.550	<b>46</b> Paul DUNNINGHAM	16	4:45.640	<b>112</b> Harley YOUNG
ROW 7	13	8:27.693	<b>7</b> John WYATT	14	6:59.230	<b>55</b> Paul RODDISON
ROW 6	11	16:42.078	<b>42</b> Dawn BUTCHER	12	15:24.695	<b>25</b> Matt ANDERSON
ROW 5	9	16:28.957	<b>50</b> David RICHARDSON	10	16:32.002	<b>24</b> Jonathan HALLIWELL
ROW 4	7	16:16.996	<b>6</b> Chris ADAMS	8	16:23.625	<b>53</b> Steven WATSON
ROW 3	5	16:00.046	<b>15</b> Christopher GARNHAM	6	16:09.265	<b>58</b> Paul HOGGINS
ROW 2	3	15:49.038	<b>18</b> Carey LEWIS	4	15:51.525	<b>75</b> Oliver DEVINE-KING
ROW 1	1	15:20.067	<b>56</b> David LAWRENCE	2	15:48.668	<b>23</b> Tim EVANS
<b>Pole</b>						

These results are provisional until the conclusion of any judicial and technical matters.

Snetterton 200: 1.9840 miles

Clerk Of Course: Kyle Jackson

Timekeeper: Lisa Sneader



Results can be found at [www.tsl-timing.com](http://www.tsl-timing.com)

Printed - 12:48 Saturday, 09 May 2026



**2026 BRSCC Snetterton Spring Race Weekend**  
**Racing Line Volkswagen Audi Racing Championship**  
**RACE 7 - CLASSIFICATION - AMENDED**



Race Distance: 12 Laps / 23.80 miles

POS	NO	CL	PIC	NAME	ENTRY	LAPS	TIME	GAP	DIFF	MPH	BEST	ON	GRD	↑↓
1	56	OPEN A	1	David LAWRENCE	Seat Leon cupra - Area motorsport / YGHP	12	16:11.760			88.20	1:19.613	5	1	0
2	55	OPEN A	2	Paul RODDISON	Seat Cupra - Roddisons Motorsport	12	16:52.621	40.861	40.861	84.64	1:21.162	6	14	12
3	23	M	1	Tim EVANS	Audi TT - Garage 23	12	16:59.106	47.346	6.485	84.10	1:23.657	12	2	-1
4	18	M	2	Carey LEWIS	Vw golf mk5 gti - Midway Motorsport	12	16:59.649	47.889	0.543	84.05	1:22.520	8	3	-1
5	75	TT CUP	1	Oliver DEVINE-KING	Audi TT - Garage 23	12	17:01.368	49.608	1.719	83.91	1:23.070	11	4	-1
6	58	M	3	Paul HOGGINS	Audi TT - Privateer	12	17:08.481	56.721	7.113	83.33	1:23.497	8	6	0
7	15	M	4	Christopher GARNHAM	Audi A3 FWD - Pinnacle Automotive Racing	12	17:14.598	1:02.838	6.117	82.84	1:24.012	7	5	-2
8	24	P	1	Jonathan HALLIWELL	VW Scirocco - ACS Networks & VOID Accoustics	12	17:34.219	1:22.459	19.621	81.30	1:25.169	11	10	2
9	53	M	5	Steven WATSON	VW Scirocco - Pinnacle Automotive Racing	11	16:11.717	1 Lap	1 Lap	80.85	1:25.325	9	8	-1
10	50	TT CUP (G)	1	David RICHARDSON	Audi TT - Privateer	11	16:19.266	1 Lap	7.549	80.23	1:26.411	9	9	-1
11	112	OPEN C	1	Harley YOUNG	VW Scirocco GT - Rocketdog Racing	11	16:30.885	1 Lap	11.619	79.29	1:28.093	8	16	5
12	25	P	2	Matt ANDERSON	Seat Leon Cupra R - Opel electrical	11	16:36.826	1 Lap	5.941	78.81	1:28.339	11	12	0
13	42	P	3	Dawn BUTCHER	Golf Gti mk5 - The Shop	11	16:37.008	1 Lap	0.182	78.80	1:27.985	9	11	-2

NOT CLASSIFIED

DQ	46*	OPEN A		Paul DUNNINGHAM	Audi S3 - Pinnacle Automotive Racing									15
----	-----	--------	--	-----------------	--------------------------------------	--	--	--	--	--	--	--	--	----

FASTEST LAP

56	OPEN A	David LAWRENCE	Seat Leon cupra - Area motorsport / YGHP	5	1:19.613	89.71 mph	144.38 kph
18	M	Carey LEWIS	Vw golf mk5 gti - Midway Motorsport	8	1:22.520	86.55 mph	139.29 kph
75	TT CUP	Oliver DEVINE-KING	Audi TT - Garage 23	11	1:23.070	85.98 mph	138.37 kph
24	P	Jonathan HALLIWELL	VW Scirocco - ACS Networks & VOID Accoustics	11	1:25.169	83.86 mph	134.96 kph
50	TT CUP (G)	David RICHARDSON	Audi TT - Privateer	9	1:26.411	82.65 mph	133.02 kph
112	OPEN C	Harley YOUNG	VW Scirocco GT - Rocketdog Racing	8	1:28.093	81.07 mph	130.48 kph

Car 46 - Disqualified for eligibility - post race scrutineering ref Ch2 App8

Weather / Track : Cloudy / Dry

These results are provisional until the conclusion of any judicial and technical matters.

Date: 10/05/2026 Start: 11:10 Finish: 11:26

Snetterton 200: 1.9840 miles

Clerk Of Course: Kyle Jackson

Timekeeper: Lisa Sneader



Results can be found at [www.tsl-timing.com](http://www.tsl-timing.com)

Printed - 14:53 Sunday, 10 May 2026



# 2026 BRSCC Snetterton Spring Race Weekend

## Racing Line Volkswagen Audi Racing Championship

### RACE 7 - LAP CHART

LAP 1 @ 11:11:41.259			LAP 2 @ 11:13:01.750			LAP 3 @ 11:14:21.753			LAP 4 @ 11:15:41.929			LAP 5 @ 11:17:01.542		
NO	BEHIND	LAP TIME	NO	BEHIND	LAP TIME	NO	BEHIND	LAP TIME	NO	BEHIND	LAP TIME	NO	BEHIND	LAP TIME
56		1:27.490	56		1:20.491	56		1:20.003	56		1:20.176	56		1:19.613
23	3.871	1:31.361	23	8.965	1:25.585	23	14.241	1:25.279	23	18.733	1:24.668	23	23.537	1:24.417
18	5.727	1:33.217	18	11.295	1:26.059	18	17.385	1:26.093	18	22.145	1:24.936	55	27.205	1:23.987
75	6.147	1:33.637	75	12.664	1:27.008	75	17.654	1:24.993	75	22.514	1:25.036	18	27.466	1:24.934
15	7.487	1:34.977	15	12.889	1:25.893	15	18.917	1:26.031	55	22.831	1:23.263	75	29.221	1:26.320
58	8.420	1:35.910	58	13.829	1:25.900	58	19.560	1:25.734	15	25.809	1:27.068	58	31.475	1:24.488
50	11.973	1:39.463	55	16.125	1:24.163	55	19.744	1:23.622	58	26.600	1:27.216	46	32.351	1:23.547
55	12.453	1:39.943	46	19.694	1:27.367	46	23.831	1:24.140	46	28.417	1:24.762	15	32.750	1:26.554
24	12.463	1:39.953	50	22.812	1:31.330	24	31.138	1:27.695	24	38.381	1:27.419	24	45.589	1:26.821
25	12.683	1:40.173	24	23.446	1:31.474	50	31.307	1:28.498	53	39.895	1:27.860	53	47.219	1:26.937
46	12.818	1:40.308	53	23.627	1:30.105	53	32.211	1:28.587	50	40.816	1:29.685	50	48.633	1:27.430
53	14.013	1:41.503	25	24.854	1:32.662	25	34.689	1:29.838	25	44.036	1:29.523	112	53.026	1:28.113
42	15.116	1:42.606	42	25.385	1:30.760	42	35.471	1:30.089	112	44.526	1:28.822	25	54.081	1:29.658
112	16.086	1:43.576	112	26.053	1:30.458	112	35.880	1:29.830	42	45.377	1:30.082	42	55.110	1:29.346

# 2026 BRSCC Snetterton Spring Race Weekend

## Racing Line Volkswagen Audi Racing Championship

### RACE 7 - LAP CHART

LAP 6 @ 11:18:22.023			LAP 7 @ 11:19:42.400			LAP 8 @ 11:21:03.211			LAP 9 @ 11:22:25.292			LAP 10 @ 11:23:45.425		
NO	BEHIND	LAP TIME	NO	BEHIND	LAP TIME	NO	BEHIND	LAP TIME	NO	BEHIND	LAP TIME	NO	BEHIND	LAP TIME
56		1:20.481	56		1:20.377	56		1:20.811	56		1:22.081	56		1:20.133
23	26.985	1:23.929	55	29.446	1:21.937	55	30.739	1:22.104	42	1 Lap	1:30.532	112	1 Lap	1:28.687
55	27.886	1:21.162	23	30.984	1:24.376	23	34.122	1:23.949	55	30.948	1:22.290	25	1 Lap	1:29.737
18	32.163	1:25.178	18	34.968	1:23.182	18	36.677	1:22.520	23	36.200	1:24.159	42	1 Lap	1:27.985
75	32.632	1:23.892	75	35.988	1:23.733	75	38.926	1:23.749	18	38.155	1:23.559	55	33.695	1:22.880
58	34.793	1:23.799	46	37.937	1:23.021	46	40.529	1:23.403	75	40.289	1:23.444	23	39.755	1:23.688
46	35.293	1:23.423	58	38.871	1:24.455	58	41.557	1:23.497	46	41.959	1:23.511	18	41.387	1:23.365
15	36.323	1:24.054	15	39.958	1:24.012	15	44.396	1:25.249	58	43.247	1:23.771	75	43.336	1:23.180
24	51.456	1:26.348	24	57.449	1:26.370	24	1:02.475	1:25.837	15	46.688	1:24.373	46	45.280	1:23.454
53	54.621	1:27.883	53	1:00.122	1:25.878	53	1:05.696	1:26.385	24	1:06.246	1:25.852	58	46.736	1:23.622
50	55.516	1:27.364	50	1:02.578	1:27.439	50	1:09.301	1:27.534	53	1:08.940	1:25.325	15	51.686	1:25.131
112	1:00.781	1:28.236	112	1:08.830	1:28.426	112	1:16.112	1:28.093	50	1:13.631	1:26.411	24	1:11.502	1:25.389
25	1:02.463	1:28.863	25	1:11.344	1:29.258	25	1:20.027	1:29.494				53	1:14.391	1:25.584
42	1:04.502	1:29.873	42	1:13.434	1:29.309									

# 2026 BRSCC Snetterton Spring Race Weekend

## Racing Line Volkswagen Audi Racing Championship

### RACE 7 - LAP CHART

LAP 11 @ 11:25:05.645			LAP 12 @ 11:26:25.529		
NO	BEHIND	LAP TIME	NO	BEHIND	LAP TIME
56		1:20.220	56		1:19.884
50	1 Lap	1:27.609	50	1 Lap	1:26.503
112	1 Lap	1:28.136	112	1 Lap	1:28.508
25	1 Lap	1:29.281	25	1 Lap	1:28.339
42	1 Lap	1:28.049	42	1 Lap	1:28.377
55	37.332	1:23.857	55	40.861	1:23.413
23	43.573	1:24.038	23	47.346	1:23.657
18	44.667	1:23.500	18	47.889	1:23.106
75	46.186	1:23.070	75	49.608	1:23.306
46	48.375	1:23.315	46	51.543	1:23.052
58	51.656	1:25.140	58	56.721	1:24.949
15	56.853	1:25.387	15	1:02.838	1:25.869
24	1:16.451	1:25.169	24	1:22.459	1:25.892
53	1:19.841	1:25.670			

# 2026 BRSCC Snetterton Spring Race Weekend

## Racing Line Volkswagen Audi Racing Championship

### RACE 7 - POSITION CHART

No	Name	Lap													
		Pos	1	2	3	4	5	6	7	8	9	10	11	12	
56	LAWRENCE	1	56	56	56	56	56	56	56	56	56	56	56	56	56
23	EVANS	2	23	23	23	23	23	23	55	55	55	55	55	55	55
18	LEWIS	3	18	18	18	18	55	55	23	23	23	23	23	23	23
75	DEVINE-KING	4	75	75	75	75	18	18	18	18	18	18	18	18	18
15	GARNHAM	5	15	15	15	55	75	75	75	75	75	75	75	75	75
58	HOGGINS	6	58	58	58	15	58	58	46	46	46	46	46	46	46
53	WATSON	7	50	55	55	58	46	46	58	58	58	58	58	58	58
50	RICHARDSON	8	55	46	46	46	15	15	15	15	15	15	15	15	15
24	HALLIWELL	9	24	50	24	24	24	24	24	24	24	24	24	24	24
42	BUTCHER	10	25	24	50	53	53	53	53	53	53	53	53	53	53
25	ANDERSON	11	46	53	53	50	50	50	50	50	50	50	50	50	50
55	RODDISON	12	53	25	25	25	112	112	112	112	112	112	112	112	112
46	DUNNINGHAM	13	42	42	42	112	25	25	25	25	25	25	25	25	25
112	YOUNG	14	112	112	112	42	42	42	42	42	42	42	42	42	42

# 2026 BRSCC Snetterton Spring Race Weekend

## Racing Line Volkswagen Audi Racing Championship

### RACE 7 - LAP ANALYSIS

DIFF = Difference To Personal Best Lap, P = In Pit Lane, D = Time Disallowed

P1 56 David LAWRENCE				
LAP	LAP TIME	MPH	DIFF	TIME OF DAY
1 -	1:27.490	81.63	7.877	11:11:41.259
2 -	1:20.491	88.73	0.878	11:13:01.750
3 -	1:20.003 (3)	89.27	0.390	11:14:21.753
4 -	1:20.176	89.08	0.563	11:15:41.929
5 -	<b>1:19.613 (1)</b>	<b>89.71</b>		<b>11:17:01.542</b>
6 -	1:20.481	88.74	0.868	11:18:22.023
7 -	1:20.377	88.86	0.764	11:19:42.400
8 -	1:20.811	88.38	1.198	11:21:03.211
9 -	1:22.081	87.01	2.468	11:22:25.292
10 -	1:20.133	89.13	0.520	11:23:45.425
11 -	1:20.220	89.03	0.607	11:25:05.645
12 -	1:19.884 (2)	89.41	0.271	11:26:25.529

P2 55 Paul RODDISON				
LAP	LAP TIME	MPH	DIFF	TIME OF DAY
1 -	1:39.943	71.46	18.781	11:11:53.712
2 -	1:24.163	84.86	3.001	11:13:17.875
3 -	1:23.622	85.41	2.460	11:14:41.497
4 -	1:23.263	85.78	2.101	11:16:04.760
5 -	1:23.987	85.04	2.825	11:17:28.747
6 -	<b>1:21.162 (1)</b>	<b>88.00</b>		<b>11:18:49.909</b>
7 -	1:21.937 (2)	87.17	0.775	11:20:11.846
8 -	1:22.104 (3)	86.99	0.942	11:21:33.950
9 -	1:22.290	86.79	1.128	11:22:56.240
10 -	1:22.880	86.17	1.718	11:24:19.120
11 -	1:23.857	85.17	2.695	11:25:42.977
12 -	1:23.413	85.62	2.251	11:27:06.390

P3 23 Tim EVANS				
LAP	LAP TIME	MPH	DIFF	TIME OF DAY
1 -	1:31.361	78.17	7.704	11:11:45.130
2 -	1:25.585	83.45	1.928	11:13:10.715
3 -	1:25.279	83.75	1.622	11:14:35.994
4 -	1:24.668	84.35	1.011	11:16:00.662
5 -	1:24.417	84.61	0.760	11:17:25.079
6 -	1:23.929 (3)	85.10	0.272	11:18:49.008
7 -	1:24.376	84.65	0.719	11:20:13.384
8 -	1:23.949	85.08	0.292	11:21:37.333
9 -	1:24.159	84.86	0.502	11:23:01.492
10 -	1:23.688 (2)	85.34	0.031	11:24:25.180
11 -	1:24.038	84.99	0.381	11:25:49.218
12 -	<b>1:23.657 (1)</b>	<b>85.37</b>		<b>11:27:12.875</b>

P4 18 Carey LEWIS				
LAP	LAP TIME	MPH	DIFF	TIME OF DAY
1 -	1:33.217	76.62	10.697	11:11:46.986
2 -	1:26.059	82.99	3.539	11:13:13.045
3 -	1:26.093	82.96	3.573	11:14:39.138
4 -	1:24.936	84.09	2.416	11:16:04.074
5 -	1:24.934	84.09	2.414	11:17:29.008
6 -	1:25.178	83.85	2.658	11:18:54.186
7 -	1:23.182 (3)	85.86	0.662	11:20:17.368
8 -	<b>1:22.520 (1)</b>	<b>86.55</b>		<b>11:21:39.888</b>
9 -	1:23.559	85.47	1.039	11:23:03.447
10 -	1:23.365	85.67	0.845	11:24:26.812
11 -	1:23.500	85.53	0.980	11:25:50.312
12 -	1:23.106 (2)	85.94	0.586	11:27:13.418

DIFF = Difference To Personal Best Lap, P = In Pit Lane, D = Time Disallowed

P5 75 Oliver DEVINE-KING				
LAP	LAP TIME	MPH	DIFF	TIME OF DAY
1 -	1:33.637	76.27	10.567	11:11:47.406
2 -	1:27.008	82.09	3.938	11:13:14.414
3 -	1:24.993	84.03	1.923	11:14:39.407
4 -	1:25.036	83.99	1.966	11:16:04.443
5 -	1:26.320	82.74	3.250	11:17:30.763
6 -	1:23.892	85.13	0.822	11:18:54.655
7 -	1:23.733	85.30	0.663	11:20:18.388
8 -	1:23.749	85.28	0.679	11:21:42.137
9 -	1:23.444	85.59	0.374	11:23:05.581
10 -	1:23.180 (2)	85.86	0.110	11:24:28.761
11 -	<b>1:23.070 (1)</b>	<b>85.98</b>		<b>11:25:51.831</b>
12 -	1:23.306 (3)	85.73	0.236	11:27:15.137

P6 46 Paul DUNNINGHAM				
LAP	LAP TIME	MPH	DIFF	TIME OF DAY
1 -	1:40.308	71.20	17.287	11:11:54.077
2 -	1:27.367	81.75	4.346	11:13:21.444
3 -	1:24.140	84.88	1.119	11:14:45.584
4 -	1:24.762	84.26	1.741	11:16:10.346
5 -	1:23.547	85.49	0.526	11:17:33.893
6 -	1:23.423	85.61	0.402	11:18:57.316
7 -	<b>1:23.021 (1)</b>	<b>86.03</b>		<b>11:20:20.337</b>
8 -	1:23.403	85.63	0.382	11:21:43.740
9 -	1:23.511	85.52	0.490	11:23:07.251
10 -	1:23.454	85.58	0.433	11:24:30.705
11 -	1:23.315 (3)	85.72	0.294	11:25:54.020
12 -	1:23.052 (2)	86.00	0.031	11:27:17.072

P7 58 Paul HOGGINS				
LAP	LAP TIME	MPH	DIFF	TIME OF DAY
1 -	1:35.910	74.47	12.413	11:11:49.679
2 -	1:25.900	83.14	2.403	11:13:15.579
3 -	1:25.734	83.31	2.237	11:14:41.313
4 -	1:27.216	81.89	3.719	11:16:08.529
5 -	1:24.488	84.53	0.991	11:17:33.017
6 -	1:23.799	85.23	0.302	11:18:56.816
7 -	1:24.455	84.57	0.958	11:20:21.271
8 -	<b>1:23.497 (1)</b>	<b>85.54</b>		<b>11:21:44.768</b>
9 -	1:23.771 (3)	85.26	0.274	11:23:08.539
10 -	1:23.622 (2)	85.41	0.125	11:24:32.161
11 -	1:25.140	83.89	1.643	11:25:57.301
12 -	1:24.949	84.08	1.452	11:27:22.250

P8 15 Christopher GARNHAM				
LAP	LAP TIME	MPH	DIFF	TIME OF DAY
1 -	1:34.977	75.20	10.965	11:11:48.746
2 -	1:25.893	83.15	1.881	11:13:14.639
3 -	1:26.031	83.02	2.019	11:14:40.670
4 -	1:27.068	82.03	3.056	11:16:07.738
5 -	1:26.554	82.52	2.542	11:17:34.292
6 -	1:24.054 (2)	84.97	0.042	11:18:58.346
7 -	<b>1:24.012 (1)</b>	<b>85.01</b>		<b>11:20:22.358</b>
8 -	1:25.249	83.78	1.237	11:21:47.607
9 -	1:24.373 (3)	84.65	0.361	11:23:11.980
10 -	1:25.131	83.90	1.119	11:24:37.111
11 -	1:25.387	83.64	1.375	11:26:02.498
12 -	1:25.869	83.17	1.857	11:27:28.367

# 2026 BRSCC Snetterton Spring Race Weekend

## Racing Line Volkswagen Audi Racing Championship

### RACE 7 - LAP ANALYSIS

DIFF = Difference To Personal Best Lap, P = In Pit Lane, D = Time Disallowed

P9 24 Jonathan HALLIWELL				
LAP	LAP TIME	MPH	DIFF	TIME OF DAY
1 -	1:39.953	71.45	14.784	11:11:53.722
2 -	1:31.474	78.08	6.305	11:13:25.196
3 -	1:27.695	81.44	2.526	11:14:52.891
4 -	1:27.419	81.70	2.250	11:16:20.310
5 -	1:26.821	82.26	1.652	11:17:47.131
6 -	1:26.348	82.71	1.179	11:19:13.479
7 -	1:26.370	82.69	1.201	11:20:39.849
8 -	1:25.837 (3)	83.21	0.668	11:22:05.686
9 -	1:25.852	83.19	0.683	11:23:31.538
10 -	1:25.389 (2)	83.64	0.220	11:24:56.927
11 -	<b>1:25.169 (1)</b>	<b>83.86</b>		<b>11:26:22.096</b>
12 -	1:25.892	83.15	0.723	11:27:47.988

P10 53 Steven WATSON				
LAP	LAP TIME	MPH	DIFF	TIME OF DAY
1 -	1:41.503	70.36	16.178	11:11:55.272
2 -	1:30.105	79.26	4.780	11:13:25.377
3 -	1:28.587	80.62	3.262	11:14:53.964
4 -	1:27.860	81.29	2.535	11:16:21.824
5 -	1:26.937	82.15	1.612	11:17:48.761
6 -	1:27.883	81.27	2.558	11:19:16.644
7 -	1:25.878	83.17	0.553	11:20:42.522
8 -	1:26.385	82.68	1.060	11:22:08.907
9 -	<b>1:25.325 (1)</b>	<b>83.70</b>		<b>11:23:34.232</b>
10 -	1:25.584 (2)	83.45	0.259	11:24:59.816
11 -	1:25.670 (3)	83.37	0.345	11:26:25.486

P11 50 David RICHARDSON				
LAP	LAP TIME	MPH	DIFF	TIME OF DAY
1 -	1:39.463	71.81	13.052	11:11:53.232
2 -	1:31.330	78.20	4.919	11:13:24.562
3 -	1:28.498	80.70	2.087	11:14:53.060
4 -	1:29.685	79.64	3.274	11:16:22.745
5 -	1:27.430	81.69	1.019	11:17:50.175
6 -	1:27.364 (3)	81.75	0.953	11:19:17.539
7 -	1:27.439	81.68	1.028	11:20:44.978
8 -	1:27.534	81.59	1.123	11:22:12.512
9 -	<b>1:26.411 (1)</b>	<b>82.65</b>		<b>11:23:38.923</b>
10 -	1:27.609	81.52	1.198	11:25:06.532
11 -	1:26.503 (2)	82.56	0.092	11:26:33.035

P12 112 Harley YOUNG				
LAP	LAP TIME	MPH	DIFF	TIME OF DAY
1 -	1:43.576	68.95	15.483	11:11:57.345
2 -	1:30.458	78.95	2.365	11:13:27.803
3 -	1:29.830	79.51	1.737	11:14:57.633
4 -	1:28.822	80.41	0.729	11:16:26.455
5 -	1:28.113 (2)	81.06	0.020	11:17:54.568
6 -	1:28.236	80.94	0.143	11:19:22.804
7 -	1:28.426	80.77	0.333	11:20:51.230
8 -	<b>1:28.093 (1)</b>	<b>81.07</b>		<b>11:22:19.323</b>
9 -	1:28.687	80.53	0.594	11:23:48.010
10 -	1:28.136 (3)	81.03	0.043	11:25:16.146
11 -	1:28.508	80.69	0.415	11:26:44.654

P13 25 Matt ANDERSON				
LAP	LAP TIME	MPH	DIFF	TIME OF DAY
1 -	1:40.173	71.30	11.834	11:11:53.942
2 -	1:32.662	77.08	4.323	11:13:26.604

DIFF = Difference To Personal Best Lap, P = In Pit Lane, D = Time Disallowed

3 -	1:29.838	79.50	1.499	11:14:56.442
4 -	1:29.523	79.78	1.184	11:16:25.965
5 -	1:29.658	79.66	1.319	11:17:55.623
6 -	1:28.863 (2)	80.37	0.524	11:19:24.486
7 -	1:29.258 (3)	80.02	0.919	11:20:53.744
8 -	1:29.494	79.81	1.155	11:22:23.238
9 -	1:29.737	79.59	1.398	11:23:52.975
10 -	1:29.281	80.00	0.942	11:25:22.256
11 -	<b>1:28.339 (1)</b>	<b>80.85</b>		<b>11:26:50.595</b>

P14 42 Dawn BUTCHER				
LAP	LAP TIME	MPH	DIFF	TIME OF DAY
1 -	1:42.606	69.61	14.621	11:11:56.375
2 -	1:30.760	78.69	2.775	11:13:27.135
3 -	1:30.089	79.28	2.104	11:14:57.224
4 -	1:30.082	79.28	2.097	11:16:27.306
5 -	1:29.346	79.94	1.361	11:17:56.652
6 -	1:29.873	79.47	1.888	11:19:26.525
7 -	1:29.309	79.97	1.324	11:20:55.834
8 -	1:30.532	78.89	2.547	11:22:26.366
9 -	<b>1:27.985 (1)</b>	<b>81.17</b>		<b>11:23:54.351</b>
10 -	1:28.049 (2)	81.12	0.064	11:25:22.400
11 -	1:28.377 (3)	80.81	0.392	11:26:50.777

**2026 BRSCC Snetterton Spring Race Weekend**  
**Racing Line Volkswagen Audi Racing Championship**  
**RACE 7 - STATISTICS**

**Competitors Started** 14  
**Planned Start** 2026-05-10 @ 11:00:00.000  
**Actual Start** 2026-05-10 @ 11:10:13.768  
**Finish Time** 2026-05-10 @ 11:26:25.485  
**Track Length** 1.9840mi.  
**Total Laps** 163  
**Total Distance Covered** 323.3982mi.

**Session Fastest Lap History**

NO	CL	NAME	LAP TIME	TIME OF DAY	LAP	VEHICLE
56	OPEN A	David LAWRENCE	1:27.490	11:11:41.260	1	Seat Leon cupra
56	OPEN A	David LAWRENCE	1:20.491	11:13:01.751	2	Seat Leon cupra
56	OPEN A	David LAWRENCE	1:20.003	11:14:21.753	3	Seat Leon cupra
56	OPEN A	David LAWRENCE	1:19.613	11:17:01.543	5	Seat Leon cupra

**Session Leader History**

NO	CL	NAME	FROM LAP	LAPS LED	DISTANCE	VEHICLE
56	OPEN A	David LAWRENCE	1	12	23.80 miles	Seat Leon cupra

**Flag History**

TYPE	TIME OF DAY
GREEN	11:10:13.768
FINISH	11:26:25.485

**Flag Statistics**

TYPE	COUNT	TOTAL LAPS	TOTAL TIME
Green	1	12	18:55.746
Red	0	0	0.000
Safety Car	0	0	0.000
FCY	0	0	0.000

**2026 BRSCC Snetterton Spring Race Weekend**  
**Racing Line Volkswagen Audi Racing Championship**  
**RACE 7 - STATISTICS**

**CLASS : M**

**6 Starters**

**Fastest Lap History**

NO	NAME	LAP TIME	TIME OF DAY	LAP	VEHICLE
23	Tim EVANS	1:31.361	11:11:45.143	1	Audi TT
23	Tim EVANS	1:25.585	11:13:10.728	2	Audi TT
23	Tim EVANS	1:25.279	11:14:36.006	3	Audi TT
46	Paul DUNNINGHAM	1:24.140	11:14:45.591	3	Audi S3
46	Paul DUNNINGHAM	1:23.547	11:17:33.900	5	Audi S3
46	Paul DUNNINGHAM	1:23.423	11:18:57.323	6	Audi S3
18	Carey LEWIS	1:23.182	11:20:17.374	7	Vw golf mk5 gti
46	Paul DUNNINGHAM	1:23.021	11:20:20.345	7	Audi S3
18	Carey LEWIS	1:22.520	11:21:39.895	8	Vw golf mk5 gti

**Leader History**

NO	NAME	FROM LAP	LAPS LED	DISTANCE	VEHICLE
23	Tim EVANS	1	12	23.80 miles	Audi TT

**2026 BRSCC Snetterton Spring Race Weekend**  
**Racing Line Volkswagen Audi Racing Championship**  
**RACE 7 - STATISTICS**

**CLASS : P**

**3 Starters**

**Fastest Lap History**

NO	NAME	LAP TIME	TIME OF DAY	LAP	VEHICLE
24	Jonathan HALLIWELL	<b>1:39.953</b>	11:11:53.722	1	VW Scirocco
24	Jonathan HALLIWELL	<b>1:31.474</b>	11:13:25.206	2	VW Scirocco
42	Dawn BUTCHER	<b>1:30.760</b>	11:13:27.143	2	Golf Gti mk5
24	Jonathan HALLIWELL	<b>1:27.695</b>	11:14:52.902	3	VW Scirocco
24	Jonathan HALLIWELL	<b>1:27.419</b>	11:16:20.321	4	VW Scirocco
24	Jonathan HALLIWELL	<b>1:26.821</b>	11:17:47.140	5	VW Scirocco
24	Jonathan HALLIWELL	<b>1:26.348</b>	11:19:13.488	6	VW Scirocco
24	Jonathan HALLIWELL	<b>1:25.837</b>	11:22:05.694	8	VW Scirocco
24	Jonathan HALLIWELL	<b>1:25.389</b>	11:24:56.935	10	VW Scirocco
24	Jonathan HALLIWELL	<b>1:25.169</b>	11:26:22.105	11	VW Scirocco

**Leader History**

NO	NAME	FROM LAP	LAPS LED	DISTANCE	VEHICLE
24	Jonathan HALLIWELL	1	12	23.80 miles	VW Scirocco

**2026 BRSCC Snetterton Spring Race Weekend**  
**Racing Line Volkswagen Audi Racing Championship**  
**RACE 7 - STATISTICS**

**CLASS : TT CUP (G)**

1 Starters

**Fastest Lap History**

NO	NAME	LAP TIME	TIME OF DAY	LAP	VEHICLE
50	David RICHARDSON	<b>1:39.463</b>	11:11:53.242	1	Audi TT
50	David RICHARDSON	<b>1:31.330</b>	11:13:24.572	2	Audi TT
50	David RICHARDSON	<b>1:28.498</b>	11:14:53.071	3	Audi TT
50	David RICHARDSON	<b>1:27.430</b>	11:17:50.183	5	Audi TT
50	David RICHARDSON	<b>1:27.364</b>	11:19:17.549	6	Audi TT
50	David RICHARDSON	<b>1:26.411</b>	11:23:38.932	9	Audi TT

**Leader History**

NO	NAME	FROM LAP	LAPS LED	DISTANCE	VEHICLE
50	David RICHARDSON	1	11	21.82 miles	Audi TT

**2026 BRSCC Snetterton Spring Race Weekend**  
**Racing Line Volkswagen Audi Racing Championship**  
**RACE 7 - STATISTICS**

**CLASS : OPEN A**

**2 Starters**

**Fastest Lap History**

NO	NAME	LAP TIME	TIME OF DAY	LAP	VEHICLE
56	David LAWRENCE	<b>1:27.490</b>	11:11:41.260	1	Seat Leon cupra
56	David LAWRENCE	<b>1:20.491</b>	11:13:01.751	2	Seat Leon cupra
56	David LAWRENCE	<b>1:20.003</b>	11:14:21.753	3	Seat Leon cupra
56	David LAWRENCE	<b>1:19.613</b>	11:17:01.543	5	Seat Leon cupra

**Leader History**

NO	NAME	FROM LAP	LAPS LED	DISTANCE	VEHICLE
56	David LAWRENCE	1	12	23.80 miles	Seat Leon cupra

**2026 BRSCC Snetterton Spring Race Weekend**  
**Racing Line Volkswagen Audi Racing Championship**  
**RACE 7 - STATISTICS**

**CLASS : TT CUP**

1 Starters

**Fastest Lap History**

NO	NAME	LAP TIME	TIME OF DAY	LAP	VEHICLE
75	Oliver DEVINE-KING	<b>1:33.637</b>	11:11:47.417	1	Audi TT
75	Oliver DEVINE-KING	<b>1:27.008</b>	11:13:14.425	2	Audi TT
75	Oliver DEVINE-KING	<b>1:24.993</b>	11:14:39.419	3	Audi TT
75	Oliver DEVINE-KING	<b>1:23.892</b>	11:18:54.667	6	Audi TT
75	Oliver DEVINE-KING	<b>1:23.733</b>	11:20:18.399	7	Audi TT
75	Oliver DEVINE-KING	<b>1:23.444</b>	11:23:05.592	9	Audi TT
75	Oliver DEVINE-KING	<b>1:23.180</b>	11:24:28.772	10	Audi TT
75	Oliver DEVINE-KING	<b>1:23.070</b>	11:25:51.843	11	Audi TT

**Leader History**

NO	NAME	FROM LAP	LAPS LED	DISTANCE	VEHICLE
75	Oliver DEVINE-KING	1	12	23.80 miles	Audi TT

**2026 BRSCC Snetterton Spring Race Weekend**  
**Racing Line Volkswagen Audi Racing Championship**  
**RACE 7 - STATISTICS**

**CLASS : OPEN C**

**1 Starters**

**Fastest Lap History**

NO	NAME	LAP TIME	TIME OF DAY	LAP	VEHICLE
112	Harley YOUNG	<b>1:43.576</b>	11:11:57.357	1	VW Scirocco GT
112	Harley YOUNG	<b>1:30.458</b>	11:13:27.814	2	VW Scirocco GT
112	Harley YOUNG	<b>1:29.830</b>	11:14:57.644	3	VW Scirocco GT
112	Harley YOUNG	<b>1:28.822</b>	11:16:26.465	4	VW Scirocco GT
112	Harley YOUNG	<b>1:28.113</b>	11:17:54.579	5	VW Scirocco GT
112	Harley YOUNG	<b>1:28.093</b>	11:22:19.334	8	VW Scirocco GT

**Leader History**

NO	NAME	FROM LAP	LAPS LED	DISTANCE	VEHICLE
112	Harley YOUNG	1	11	21.82 miles	VW Scirocco GT

**2026 BRSCC Snetterton Spring Race Weekend**  
**Racing Line Volkswagen Audi Racing Championship**  
**RACE 14 - GRID (15 minutes) - AMENDED**



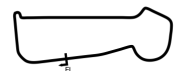
ROW 8	15	<b>7</b> John WYATT	16	<b>46</b> Paul DUNNINGHAM
ROW 7	13	<b>42</b> Dawn BUTCHER	14	<b>6</b> Chris ADAMS
ROW 6	11	<b>112</b> Harley YOUNG	12	<b>25</b> Matt ANDERSON
ROW 5	9	<b>53</b> Steven WATSON	10	<b>50</b> David RICHARDSON
ROW 4	7	<b>15</b> Christopher GARNHAM	8	<b>24</b> Jonathan HALLIWELL
ROW 3	5	<b>75</b> Oliver DEVINE-KING	6	<b>58</b> Paul HOGGINS
ROW 2	3	<b>23</b> Tim EVANS	4	<b>18</b> Carey LEWIS
ROW 1	1	<b>56</b> David LAWRENCE	2	<b>55</b> Paul RODDISON
<b>Pole</b>				
<b>Car 46 Back of grid</b>				

These results are provisional until the conclusion of any judicial and technical matters.

Snetterton 200: 1.9840 miles

Clerk Of Course: Kyle Jackson

Timekeeper: Lisa Sneader



Results can be found at [www.tsl-timing.com](http://www.tsl-timing.com)

Printed - 14:57 Sunday, 10 May 2026



# 2026 BRSCC Snetterton Spring Race Weekend

## Racing Line Volkswagen Audi Racing Championship



### RACE 14 - CLASSIFICATION

Race Distance: 12 Laps / 23.80 miles

POS	NO	CL	PIC	NAME	ENTRY	LAPS	TIME	GAP	DIFF	MPH	BEST	ON	GRD	↑↓
1	56	OPEN A	1	David LAWRENCE	Seat Leon cupra - Area motorsport / YGHP	12	16:13.135			88.07	1:19.550	3	1	0
2	55	OPEN A	2	Paul RODDISON	Seat Cupra - Roddisons Motorsport	12	16:26.918	13.783	13.783	86.84	1:20.499	9	2	0
3	23	M	1	Tim EVANS	Audi TT - Garage 23	12	16:51.612	38.477	24.694	84.72	1:22.992	2	3	0
4	18	M	2	Carey LEWIS	Vw golf mk5 gti - Midway Motorsport	12	16:52.313	39.178	0.701	84.66	1:22.303	11	4	0
5	75	TT CUP	1	Oliver DEVINE-KING	Audi TT - Garage 23	12	16:55.639	42.504	3.326	84.39	1:23.105	11	5	0
6	46	OPEN A	3	Paul DUNNINGHAM	Audi S3 - Pinnacle Automotive Racing	12	17:06.746	53.611	11.107	83.47	1:22.982	7	16	10
7	15	M	3	Christopher GARNHAM	Audi A3 FWD - Pinnacle Automotive Racing	12	17:06.922	53.787	0.176	83.46	1:23.917	12	7	0
8	58	M	4	Paul HOGGINS	Audi TT - Privateer	12	17:10.403	57.268	3.481	83.18	1:23.579	11	6	-2
9	24	P	1	Jonathan HALLIWELL	VW Scirocco - ACS Networks & VOID Accoustics	12	17:20.188	1:07.053	9.785	82.39	1:25.275	4	8	-1
10	53	M	5	Steven WATSON	VW Scirocco - Pinnacle Automotive Racing	12	17:31.776	1:18.641	11.588	81.49	1:24.942	8	9	-1
11	50	TT CUP (G)	1	David RICHARDSON	Audi TT - Privateer	12	17:38.259	1:25.124	6.483	80.99	1:26.715	7	10	-1
12	112	OPEN C	1	Harley YOUNG	VW Scirocco GT - Rocketdog Racing	11	16:30.903	1 Lap	1 Lap	79.28	1:27.906	5	11	-1

#### NOT CLASSIFIED

DNF	25	P		Matt ANDERSON	Seat Leon Cupra R - Opel electrical	5	9:18.171	7 Laps	6 Laps	63.98	1:29.539	4	12	
-----	----	---	--	---------------	-------------------------------------	---	----------	--------	--------	-------	----------	---	----	--

#### FASTEST LAP

56	OPEN A	David LAWRENCE	Seat Leon cupra - Area motorsport / YGHP	3	1:19.550	89.78 mph	144.49 kph
18	M	Carey LEWIS	Vw golf mk5 gti - Midway Motorsport	11	1:22.303	86.78 mph	139.66 kph
75	TT CUP	Oliver DEVINE-KING	Audi TT - Garage 23	11	1:23.105	85.94 mph	138.31 kph
24	P	Jonathan HALLIWELL	VW Scirocco - ACS Networks & VOID Accoustics	4	1:25.275	83.75 mph	134.79 kph
50	TT CUP (G)	David RICHARDSON	Audi TT - Privateer	7	1:26.715	82.36 mph	132.55 kph
112	OPEN C	Harley YOUNG	VW Scirocco GT - Rocketdog Racing	5	1:27.906	81.25 mph	130.76 kph

Car 46 Back of grid +10 second delay

Weather / Track : Bright / Dry

These results are provisional until the conclusion of any judicial and technical matters.

Date: 10/05/2026 Start: 15:25 Finish: 15:42

Snetterton 200: 1.9840 miles

Clerk Of Course: Kyle Jackson

Timekeeper: Lisa Sneader



Results can be found at [www.tsl-timing.com](http://www.tsl-timing.com)

Printed - 15:44 Sunday, 10 May 2026



# 2026 BRSCC Snetterton Spring Race Weekend

## Racing Line Volkswagen Audi Racing Championship

### RACE 14 - LAP CHART

LAP 1 @ 15:27:28.277			LAP 2 @ 15:28:48.675			LAP 3 @ 15:30:08.225			LAP 4 @ 15:31:28.366			LAP 5 @ 15:32:49.043		
NO	BEHIND	LAP TIME	NO	BEHIND	LAP TIME	NO	BEHIND	LAP TIME	NO	BEHIND	LAP TIME	NO	BEHIND	LAP TIME
56		1:28.868	56		1:20.398	56		1:19.550	56		1:20.141	56		1:20.677
55	1.356	1:30.224	55	4.135	1:23.177	55	6.336	1:21.751	55	8.236	1:22.041	55	8.701	1:21.142
23	2.347	1:31.215	23	4.941	1:22.992	23	9.033	1:23.642	23	13.044	1:24.152	23	16.256	1:23.889
75	4.684	1:33.552	18	8.393	1:24.075	18	13.485	1:24.642	18	17.480	1:24.136	18	20.284	1:23.481
18	4.716	1:33.584	75	9.766	1:25.480	75	14.596	1:24.380	75	18.529	1:24.074	75	21.874	1:24.022
15	6.075	1:34.943	15	11.292	1:25.615	15	16.096	1:24.354	15	20.167	1:24.212	15	24.266	1:24.776
24	7.036	1:35.904	24	13.032	1:26.394	24	19.165	1:25.683	24	24.299	1:25.275	58	28.838	1:25.040
50	8.741	1:37.609	58	14.457	1:25.874	58	19.669	1:24.762	58	24.475	1:24.947	24	30.043	1:26.421
58	8.981	1:37.849	50	16.518	1:28.175	50	24.930	1:27.962	46	29.952	1:24.565	46	33.224	1:23.949
25	10.282	1:39.150	25	19.725	1:29.841	46	25.528	1:24.044	50	33.460	1:28.671	50	39.530	1:26.747
53	12.154	1:41.022	46	21.034	1:25.263	25	30.450	1:30.275	53	37.343	1:26.757	53	42.861	1:26.195
112	13.434	1:42.302	53	21.467	1:29.711	53	30.727	1:28.810	25	39.848	1:29.539	112	47.368	1:27.906
46	16.169	1:45.037	112	22.435	1:29.399	112	31.968	1:29.083	112	40.139	1:28.312			

# 2026 BRSCC Snetterton Spring Race Weekend

## Racing Line Volkswagen Audi Racing Championship

### RACE 14 - LAP CHART

LAP 6 @ 15:34:09.645			LAP 7 @ 15:35:29.361			LAP 8 @ 15:36:49.436			LAP 9 @ 15:38:10.300			LAP 10 @ 15:39:31.348		
NO	BEHIND	LAP TIME	NO	BEHIND	LAP TIME	NO	BEHIND	LAP TIME	NO	BEHIND	LAP TIME	NO	BEHIND	LAP TIME
56		1:20.602	56		1:19.716	56		1:20.075	56		1:20.864	56		1:21.048
55	9.580	1:21.481	55	10.733	1:20.869	55	12.267	1:21.609	55	11.902	1:20.499	112	1 Lap	1:29.930
23	19.801	1:24.147	23	23.986	1:23.901	23	27.378	1:23.467	23	29.705	1:23.191	55	12.004	1:21.150
18	23.445	1:23.763	18	27.462	1:23.733	18	30.382	1:22.995	18	32.637	1:23.119	23	33.223	1:24.566
75	25.011	1:23.739	75	28.987	1:23.692	75	32.194	1:23.282	75	34.598	1:23.268	18	34.909	1:23.320
15	27.889	1:24.225	15	33.183	1:25.010	15	37.907	1:24.799	15	42.232	1:25.189	75	37.098	1:23.548
58	32.860	1:24.624	58	38.035	1:24.891	58	42.670	1:24.710	46	45.535	1:23.597	15	46.265	1:25.081
24	34.894	1:25.453	46	39.640	1:22.982	46	42.802	1:23.237	58	46.531	1:24.725	46	47.769	1:23.282
46	36.374	1:23.752	24	41.105	1:25.927	24	47.006	1:25.976	24	51.877	1:25.735	58	50.375	1:24.892
50	45.850	1:26.922	50	52.849	1:26.715	53	58.709	1:24.942	53	1:04.249	1:26.404	24	56.749	1:25.920
53	48.523	1:26.264	53	53.842	1:25.035	50	1:00.125	1:27.351	50	1:06.189	1:26.928	53	1:08.536	1:25.335
112	55.533	1:28.767	112	1:04.658	1:28.841	112	1:13.227	1:28.644				50	1:12.279	1:27.138
25	1 Lap	3:09.366 P												

# 2026 BRSCC Snetterton Spring Race Weekend

## Racing Line Volkswagen Audi Racing Championship

### RACE 14 - LAP CHART

LAP 11 @ 15:40:51.801			LAP 12 @ 15:42:12.544		
NO	BEHIND	LAP TIME	NO	BEHIND	LAP TIME
56		1:20.453	56		1:20.743
112	1 Lap	1:28.536	55	13.783	1:21.386
55	13.140	1:21.589	112	1 Lap	1:29.183
23	36.220	1:23.450	23	38.477	1:23.000
18	36.759	1:22.303	18	39.178	1:23.162
75	39.750	1:23.105	75	42.504	1:23.497
15	50.613	1:24.801	46	53.611	1:23.227
46	51.127	1:23.811	15	53.787	1:23.917
58	53.501	1:23.579	58	57.268	1:24.510
24	1:02.256	1:25.960	24	1:07.053	1:25.540
53	1:13.426	1:25.343	53	1:18.641	1:25.958
50	1:18.633	1:26.807	50	1:25.124	1:27.234

# 2026 BRSCC Snetterton Spring Race Weekend

## Racing Line Volkswagen Audi Racing Championship

### RACE 14 - POSITION CHART

No	Name	Lap													
		Pos	1	2	3	4	5	6	7	8	9	10	11	12	
56	LAWRENCE	1	56	56	56	56	56	56	56	56	56	56	56	56	56
55	RODDISON	2	55	55	55	55	55	55	55	55	55	55	55	55	55
23	EVANS	3	23	23	23	23	23	23	23	23	23	23	23	23	23
18	LEWIS	4	75	18	18	18	18	18	18	18	18	18	18	18	18
75	DEVINE-KING	5	18	75	75	75	75	75	75	75	75	75	75	75	75
58	HOGGINS	6	15	15	15	15	15	15	15	15	15	15	15	15	46
15	GARNHAM	7	24	24	24	24	58	58	58	58	46	46	46	46	15
24	HALLIWELL	8	50	58	58	58	24	24	46	46	58	58	58	58	58
53	WATSON	9	58	50	50	46	46	46	24	24	24	24	24	24	24
50	RICHARDSON	10	25	25	46	50	50	50	50	53	53	53	53	53	53
112	YOUNG	11	53	46	25	53	53	53	53	50	50	50	50	50	50
25	ANDERSON	12	112	53	53	25	112	112	112	112	112	112	112	112	112
46	DUNNINGHAM	13	46	112	112	112	25								

# 2026 BRSCC Snetterton Spring Race Weekend

## Racing Line Volkswagen Audi Racing Championship

### RACE 14 - LAP ANALYSIS

DIFF = Difference To Personal Best Lap, P = In Pit Lane, D = Time Disallowed

P1 56 David LAWRENCE				
LAP	LAP TIME	MPH	DIFF	TIME OF DAY
1 -	1:28.868	80.37	9.318	15:27:28.277
2 -	1:20.398	88.83	0.848	15:28:48.675
3 -	<b>1:19.550 (1)</b>	<b>89.78</b>		<b>15:30:08.225</b>
4 -	1:20.141	89.12	0.591	15:31:28.366
5 -	1:20.677	88.53	1.127	15:32:49.043
6 -	1:20.602	88.61	1.052	15:34:09.645
7 -	1:19.716 (2)	89.59	0.166	15:35:29.361
8 -	1:20.075 (3)	89.19	0.525	15:36:49.436
9 -	1:20.864	88.32	1.314	15:38:10.300
10 -	1:21.048	88.12	1.498	15:39:31.348
11 -	1:20.453	88.77	0.903	15:40:51.801
12 -	1:20.743	88.46	1.193	15:42:12.544

P2 55 Paul RODDISON				
LAP	LAP TIME	MPH	DIFF	TIME OF DAY
1 -	1:30.224	79.16	9.725	15:27:29.633
2 -	1:23.177	85.87	2.678	15:28:52.810
3 -	1:21.751	87.36	1.252	15:30:14.561
4 -	1:22.041	87.06	1.542	15:31:36.602
5 -	1:21.142 (3)	88.02	0.643	15:32:57.744
6 -	1:21.481	87.65	0.982	15:34:19.225
7 -	1:20.869 (2)	88.32	0.370	15:35:40.094
8 -	1:21.609	87.52	1.110	15:37:01.703
9 -	<b>1:20.499 (1)</b>	<b>88.72</b>		<b>15:38:22.202</b>
10 -	1:21.150	88.01	0.651	15:39:43.352
11 -	1:21.589	87.54	1.090	15:41:04.941
12 -	1:21.386	87.76	0.887	15:42:26.327

P3 23 Tim EVANS				
LAP	LAP TIME	MPH	DIFF	TIME OF DAY
1 -	1:31.215	78.30	8.223	15:27:30.624
2 -	<b>1:22.992 (1)</b>	<b>86.06</b>		<b>15:28:53.616</b>
3 -	1:23.642	85.39	0.650	15:30:17.258
4 -	1:24.152	84.87	1.160	15:31:41.410
5 -	1:23.889	85.14	0.897	15:33:05.299
6 -	1:24.147	84.88	1.155	15:34:29.446
7 -	1:23.901	85.13	0.909	15:35:53.347
8 -	1:23.467	85.57	0.475	15:37:16.814
9 -	1:23.191 (3)	85.85	0.199	15:38:40.005
10 -	1:24.566	84.46	1.574	15:40:04.571
11 -	1:23.450	85.59	0.458	15:41:28.021
12 -	1:23.000 (2)	86.05	0.008	15:42:51.021

P4 18 Carey LEWIS				
LAP	LAP TIME	MPH	DIFF	TIME OF DAY
1 -	1:33.584	76.32	11.281	15:27:32.993
2 -	1:24.075	84.95	1.772	15:28:57.068
3 -	1:24.642	84.38	2.339	15:30:21.710
4 -	1:24.136	84.89	1.833	15:31:45.846
5 -	1:23.481	85.55	1.178	15:33:09.327
6 -	1:23.763	85.27	1.460	15:34:33.090
7 -	1:23.733	85.30	1.430	15:35:56.823
8 -	1:22.995 (2)	86.05	0.692	15:37:19.818
9 -	1:23.119 (3)	85.93	0.816	15:38:42.937
10 -	1:23.320	85.72	1.017	15:40:06.257
11 -	<b>1:22.303 (1)</b>	<b>86.78</b>		<b>15:41:28.560</b>
12 -	1:23.162	85.88	0.859	15:42:51.722

DIFF = Difference To Personal Best Lap, P = In Pit Lane, D = Time Disallowed

P5 75 Oliver DEVINE-KING				
LAP	LAP TIME	MPH	DIFF	TIME OF DAY
1 -	1:33.552	76.34	10.447	15:27:32.961
2 -	1:25.480	83.55	2.375	15:28:58.441
3 -	1:24.380	84.64	1.275	15:30:22.821
4 -	1:24.074	84.95	0.969	15:31:46.895
5 -	1:24.022	85.00	0.917	15:33:10.917
6 -	1:23.739	85.29	0.634	15:34:34.656
7 -	1:23.692	85.34	0.587	15:35:58.348
8 -	1:23.282 (3)	85.76	0.177	15:37:21.630
9 -	1:23.268 (2)	85.77	0.163	15:38:44.898
10 -	1:23.548	85.49	0.443	15:40:08.446
11 -	<b>1:23.105 (1)</b>	<b>85.94</b>		<b>15:41:31.551</b>
12 -	1:23.497	85.54	0.392	15:42:55.048

P6 46 Paul DUNNINGHAM				
LAP	LAP TIME	MPH	DIFF	TIME OF DAY
1 -	1:45.037	67.99	22.055	15:27:44.446
2 -	1:25.263	83.77	2.281	15:29:09.709
3 -	1:24.044	84.98	1.062	15:30:33.753
4 -	1:24.565	84.46	1.583	15:31:58.318
5 -	1:23.949	85.08	0.967	15:33:22.267
6 -	1:23.752	85.28	0.770	15:34:46.019
7 -	<b>1:22.982 (1)</b>	<b>86.07</b>		<b>15:36:09.001</b>
8 -	1:23.237 (3)	85.80	0.255	15:37:32.238
9 -	1:23.597	85.44	0.615	15:38:55.835
10 -	1:23.282	85.76	0.300	15:40:19.117
11 -	1:23.811	85.22	0.829	15:41:42.928
12 -	1:23.227 (2)	85.81	0.245	15:43:06.155

P7 15 Christopher GARNHAM				
LAP	LAP TIME	MPH	DIFF	TIME OF DAY
1 -	1:34.943	75.22	11.026	15:27:34.352
2 -	1:25.615	83.42	1.698	15:28:59.967
3 -	1:24.354	84.67	0.437	15:30:24.321
4 -	1:24.212 (2)	84.81	0.295	15:31:48.533
5 -	1:24.776	84.25	0.859	15:33:13.309
6 -	1:24.225 (3)	84.80	0.308	15:34:37.534
7 -	1:25.010	84.01	1.093	15:36:02.544
8 -	1:24.799	84.22	0.882	15:37:27.343
9 -	1:25.189	83.84	1.272	15:38:52.532
10 -	1:25.081	83.94	1.164	15:40:17.613
11 -	1:24.801	84.22	0.884	15:41:42.414
12 -	<b>1:23.917 (1)</b>	<b>85.11</b>		<b>15:43:06.331</b>

P8 58 Paul HOGGINS				
LAP	LAP TIME	MPH	DIFF	TIME OF DAY
1 -	1:37.849	72.99	14.270	15:27:37.258
2 -	1:25.874	83.17	2.295	15:29:03.132
3 -	1:24.762	84.26	1.183	15:30:27.894
4 -	1:24.947	84.08	1.368	15:31:52.841
5 -	1:25.040	83.99	1.461	15:33:17.881
6 -	1:24.624 (3)	84.40	1.045	15:34:42.505
7 -	1:24.891	84.13	1.312	15:36:07.396
8 -	1:24.710	84.31	1.131	15:37:32.106
9 -	1:24.725	84.30	1.146	15:38:56.831
10 -	1:24.892	84.13	1.313	15:40:21.723
11 -	<b>1:23.579 (1)</b>	<b>85.45</b>		<b>15:41:45.302</b>
12 -	1:24.510 (2)	84.51	0.931	15:43:09.812

# 2026 BRSCC Snetterton Spring Race Weekend

## Racing Line Volkswagen Audi Racing Championship

### RACE 14 - LAP ANALYSIS

DIFF = Difference To Personal Best Lap, P = In Pit Lane, D = Time Disallowed

<b>P9 24 Jonathan HALLIWELL</b>				
LAP	LAP TIME	MPH	DIFF	TIME OF DAY
1 -	1:35.904	74.47	10.629	15:27:35.313
2 -	1:26.394	82.67	1.119	15:29:01.707
3 -	1:25.683	83.36	0.408	15:30:27.390
<b>4 -</b>	<b>1:25.275 (1)</b>	<b>83.75</b>		<b>15:31:52.665</b>
5 -	1:26.421	82.64	1.146	15:33:19.086
6 -	1:25.453 (2)	83.58	0.178	15:34:44.539
7 -	1:25.927	83.12	0.652	15:36:10.466
8 -	1:25.976	83.07	0.701	15:37:36.442
9 -	1:25.735	83.30	0.460	15:39:02.177
10 -	1:25.920	83.13	0.645	15:40:28.097
11 -	1:25.960	83.09	0.685	15:41:54.057
12 -	1:25.540 (3)	83.49	0.265	15:43:19.597

<b>P10 53 Steven WATSON</b>				
LAP	LAP TIME	MPH	DIFF	TIME OF DAY
1 -	1:41.022	70.70	16.080	15:27:40.431
2 -	1:29.711	79.61	4.769	15:29:10.142
3 -	1:28.810	80.42	3.868	15:30:38.952
4 -	1:26.757	82.32	1.815	15:32:05.709
5 -	1:26.195	82.86	1.253	15:33:31.904
6 -	1:26.264	82.79	1.322	15:34:58.168
7 -	1:25.035 (2)	83.99	0.093	15:36:23.203
<b>8 -</b>	<b>1:24.942 (1)</b>	<b>84.08</b>		<b>15:37:48.145</b>
9 -	1:26.404	82.66	1.462	15:39:14.549
10 -	1:25.335 (3)	83.69	0.393	15:40:39.884
11 -	1:25.343	83.69	0.401	15:42:05.227
12 -	1:25.958	83.09	1.016	15:43:31.185

<b>P11 50 David RICHARDSON</b>				
LAP	LAP TIME	MPH	DIFF	TIME OF DAY
1 -	1:37.609	73.17	10.894	15:27:37.018
2 -	1:28.175	81.00	1.460	15:29:05.193
3 -	1:27.962	81.20	1.247	15:30:33.155
4 -	1:28.671	80.55	1.956	15:32:01.826
5 -	1:26.747 (2)	82.33	0.032	15:33:28.573
6 -	1:26.922	82.17	0.207	15:34:55.495
<b>7 -</b>	<b>1:26.715 (1)</b>	<b>82.36</b>		<b>15:36:22.210</b>
8 -	1:27.351	81.76	0.636	15:37:49.561
9 -	1:26.928	82.16	0.213	15:39:16.489
10 -	1:27.138	81.96	0.423	15:40:43.627
11 -	1:26.807 (3)	82.28	0.092	15:42:10.434
12 -	1:27.234	81.87	0.519	15:43:37.668

<b>P12 112 Harley YOUNG</b>				
LAP	LAP TIME	MPH	DIFF	TIME OF DAY
1 -	1:42.302	69.81	14.396	15:27:41.711
2 -	1:29.399	79.89	1.493	15:29:11.110
3 -	1:29.083	80.17	1.177	15:30:40.193
4 -	1:28.312 (2)	80.87	0.406	15:32:08.505
<b>5 -</b>	<b>1:27.906 (1)</b>	<b>81.25</b>		<b>15:33:36.411</b>
6 -	1:28.767	80.46	0.861	15:35:05.178
7 -	1:28.841	80.39	0.935	15:36:34.019
8 -	1:28.644	80.57	0.738	15:38:02.663
9 -	1:29.930	79.42	2.024	15:39:32.593
10 -	1:28.536 (3)	80.67	0.630	15:41:01.129
11 -	1:29.183	80.08	1.277	15:42:30.312

**2026 BRSCC Snetterton Spring Race Weekend**  
**Racing Line Volkswagen Audi Racing Championship**  
**RACE 14 - LAP ANALYSIS**

DIFF = Difference To Personal Best Lap, P = In Pit Lane, D = Time Disallowed

<b>P13 25 Matt ANDERSON</b>				
LAP	LAP TIME	MPH	DIFF	TIME OF DAY
1 -	1:39.150	72.03	9.611	15:27:38.559
2 -	1:29.841 (2)	79.50	0.302	15:29:08.400
3 -	1:30.275 (3)	79.11	0.736	15:30:38.675
<b>4 -</b>	<b>1:29.539 (1)</b>	<b>79.77</b>		<b>15:32:08.214</b>
5 -	3:09.366 P	37.71	1:39.827	15:35:17.580

# 2026 BRSCC Snetterton Spring Race Weekend

## Racing Line Volkswagen Audi Racing Championship

### RACE 14 - STATISTICS

**Competitors Started** 13  
**Planned Start** 2026-05-10 @ 15:25:00.000  
**Actual Start** 2026-05-10 @ 15:25:59.408  
**Finish Time** 2026-05-10 @ 15:42:12.543  
**Track Length** 1.9840mi.  
**Total Laps** 148  
**Total Distance Covered** 293.6376mi.

#### Session Fastest Lap History

NO	CL	NAME	LAP TIME	TIME OF DAY	LAP	VEHICLE
56	OPEN A	David LAWRENCE	1:28.868	15:27:28.278	1	Seat Leon cupra
56	OPEN A	David LAWRENCE	1:20.398	15:28:48.676	2	Seat Leon cupra
56	OPEN A	David LAWRENCE	1:19.550	15:30:08.226	3	Seat Leon cupra

#### Session Leader History

NO	CL	NAME	FROM LAP	LAPS LED	DISTANCE	VEHICLE
56	OPEN A	David LAWRENCE	1	12	23.80 miles	Seat Leon cupra

#### Flag History

TYPE	TIME OF DAY
GREEN	15:25:59.408
FINISH	15:42:12.543

#### Flag Statistics

TYPE	COUNT	TOTAL LAPS	TOTAL TIME
Green	1	12	17:45.470
Red	0	0	0.000
Safety Car	0	0	0.000
FCY	0	0	0.000

**2026 BRSCC Snetterton Spring Race Weekend**  
**Racing Line Volkswagen Audi Racing Championship**  
**RACE 14 - STATISTICS**

**CLASS : M**

**5 Starters**

**Fastest Lap History**

NO	NAME	LAP TIME	TIME OF DAY	LAP	VEHICLE
23	Tim EVANS	<b>1:31.215</b>	15:27:30.637	1	Audi TT
23	Tim EVANS	<b>1:22.992</b>	15:28:53.628	2	Audi TT
18	Carey LEWIS	<b>1:22.303</b>	15:41:28.567	11	Vw golf mk5 gti

**Leader History**

NO	NAME	FROM LAP	LAPS LED	DISTANCE	VEHICLE
23	Tim EVANS	1	12	23.80 miles	Audi TT

**2026 BRSCC Snetterton Spring Race Weekend**  
**Racing Line Volkswagen Audi Racing Championship**  
**RACE 14 - STATISTICS**

**CLASS : P**

**2 Starters**

**Fastest Lap History**

NO	NAME	LAP TIME	TIME OF DAY	LAP	VEHICLE
24	Jonathan HALLIWELL	<b>1:35.904</b>	15:27:35.324	1	VW Scirocco
24	Jonathan HALLIWELL	<b>1:26.394</b>	15:29:01.718	2	VW Scirocco
24	Jonathan HALLIWELL	<b>1:25.683</b>	15:30:27.399	3	VW Scirocco
24	Jonathan HALLIWELL	<b>1:25.275</b>	15:31:52.675	4	VW Scirocco

**Leader History**

NO	NAME	FROM LAP	LAPS LED	DISTANCE	VEHICLE
24	Jonathan HALLIWELL	1	12	23.80 miles	VW Scirocco

**2026 BRSCC Snetterton Spring Race Weekend**  
**Racing Line Volkswagen Audi Racing Championship**  
**RACE 14 - STATISTICS**

**CLASS : TT CUP (G)**

1 Starters

**Fastest Lap History**

NO	NAME	LAP TIME	TIME OF DAY	LAP	VEHICLE
50	David RICHARDSON	<b>1:37.609</b>	15:27:37.027	1	Audi TT
50	David RICHARDSON	<b>1:28.175</b>	15:29:05.202	2	Audi TT
50	David RICHARDSON	<b>1:27.962</b>	15:30:33.164	3	Audi TT
50	David RICHARDSON	<b>1:26.747</b>	15:33:28.581	5	Audi TT
50	David RICHARDSON	<b>1:26.715</b>	15:36:22.218	7	Audi TT

**Leader History**

NO	NAME	FROM LAP	LAPS LED	DISTANCE	VEHICLE
50	David RICHARDSON	1	12	23.80 miles	Audi TT

**2026 BRSCC Snetterton Spring Race Weekend**  
**Racing Line Volkswagen Audi Racing Championship**  
**RACE 14 - STATISTICS**

**CLASS : OPEN A**

**3 Starters**

**Fastest Lap History**

NO	NAME	LAP TIME	TIME OF DAY	LAP	VEHICLE
56	David LAWRENCE	<b>1:28.868</b>	15:27:28.278	1	Seat Leon cupra
56	David LAWRENCE	<b>1:20.398</b>	15:28:48.676	2	Seat Leon cupra
56	David LAWRENCE	<b>1:19.550</b>	15:30:08.226	3	Seat Leon cupra

**Leader History**

NO	NAME	FROM LAP	LAPS LED	DISTANCE	VEHICLE
56	David LAWRENCE	1	12	23.80 miles	Seat Leon cupra

**2026 BRSCC Snetterton Spring Race Weekend**  
**Racing Line Volkswagen Audi Racing Championship**  
**RACE 14 - STATISTICS**

**CLASS : TT CUP**

**1 Starters**

**Fastest Lap History**

NO	NAME	LAP TIME	TIME OF DAY	LAP	VEHICLE
75	Oliver DEVINE-KING	<b>1:33.552</b>	15:27:32.974	1	Audi TT
75	Oliver DEVINE-KING	<b>1:25.480</b>	15:28:58.452	2	Audi TT
75	Oliver DEVINE-KING	<b>1:24.380</b>	15:30:22.832	3	Audi TT
75	Oliver DEVINE-KING	<b>1:24.074</b>	15:31:46.906	4	Audi TT
75	Oliver DEVINE-KING	<b>1:24.022</b>	15:33:10.929	5	Audi TT
75	Oliver DEVINE-KING	<b>1:23.739</b>	15:34:34.667	6	Audi TT
75	Oliver DEVINE-KING	<b>1:23.692</b>	15:35:58.360	7	Audi TT
75	Oliver DEVINE-KING	<b>1:23.282</b>	15:37:21.641	8	Audi TT
75	Oliver DEVINE-KING	<b>1:23.268</b>	15:38:44.909	9	Audi TT
75	Oliver DEVINE-KING	<b>1:23.105</b>	15:41:31.563	11	Audi TT

**Leader History**

NO	NAME	FROM LAP	LAPS LED	DISTANCE	VEHICLE
75	Oliver DEVINE-KING	1	12	23.80 miles	Audi TT

**2026 BRSCC Snetterton Spring Race Weekend**  
**Racing Line Volkswagen Audi Racing Championship**  
**RACE 14 - STATISTICS**

**CLASS : OPEN C**

**1 Starters**

**Fastest Lap History**

NO	NAME	LAP TIME	TIME OF DAY	LAP	VEHICLE
112	Harley YOUNG	<b>1:42.302</b>	15:27:41.722	1	VW Scirocco GT
112	Harley YOUNG	<b>1:29.399</b>	15:29:11.121	2	VW Scirocco GT
112	Harley YOUNG	<b>1:29.083</b>	15:30:40.203	3	VW Scirocco GT
112	Harley YOUNG	<b>1:28.312</b>	15:32:08.515	4	VW Scirocco GT
112	Harley YOUNG	<b>1:27.906</b>	15:33:36.421	5	VW Scirocco GT

**Leader History**

NO	NAME	FROM LAP	LAPS LED	DISTANCE	VEHICLE
112	Harley YOUNG	1	11	21.82 miles	VW Scirocco GT